

The image features the GERPAAS logo in the top right corner, with the brand name in a bold, sans-serif font and a registered trademark symbol. Below the logo, the company's name is written in five different languages: English, French, German, Russian, and Turkish. The main visual content consists of two long, perforated metal channels at the top, one showing the top surface with oval-shaped holes and the other showing the bottom surface with a U-shaped profile. At the bottom, there are two L-shaped metal brackets, one with two holes and one with three holes, and a long, thin metal rod with a threaded end. The entire scene is set against a solid black background.

GERPAAS[®]

Support systems
Supportage
Tragsystemen
Поддержка систем
Destek sistemleri

Our company was founded in 1991 and today has become one of the most reliable manufacturers in Turkey as well as in the world exporting to over 30 countries.

Our service is not only the considerable availability of a wide range of items in our production range and the timely dispatch of the purchase orders, but it also consists of technical and commercial assistance together with care and attention to our customers' needs.

Firmamız 1991 yılında kurulmuş olup günümüzde 30'u aşkın ülkeye yaptığı ihracat performansı ile Türkiye'nin ve dünyanın en güvenilir firmalarından birisi haline gelmiştir.

Müşterilerimize sunduğumuz hizmetler geniş ürün portföyümüz ve zamanında teslimatlarla sınırlı kalmayıp aynı zamanda teknik ve ticari konularda destek vermektedir.

Наша компания была основана в 1991 году и сегодня стала одним из самых надежных производителей в Турции, а также в мире экспорт в более чем 30 странах.

Наша услуга является не только значительное наличие широкого ассортимента товаров в нашем ассортимент продукции и своевременную отправку заказов на покупку, однако оно также включает техническую и коммерческую поддержку, а также заботу и внимание к потребностям наших клиентов.

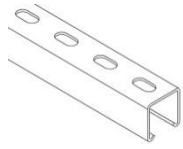




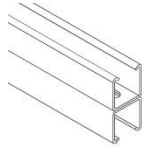
GERPAAS[®]
Mechanical Systems

GERPAAS®

Material options: Stainless steel AISI 304 (L) (A2) / AISI 316 (L) (A4), ST-37-42 Mild Steel, Corten A, Pregalvanized steel, Aluminum
Finish options : Hot Dip Galvanized to EN 1461, Electrogalvanized to TS 149, Electrostatic Paint Coated, Prime coated



GE-UCD



GE-CDOD



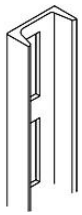
GE-I



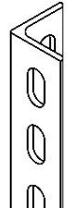
GE-T



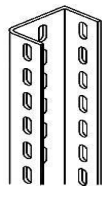
GE-AE



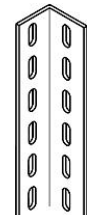
GE-NPUD



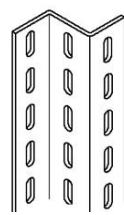
GE-NPLAD



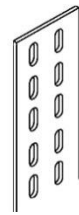
GE-U



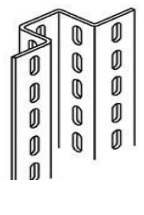
GE-LS



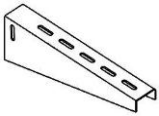
GE-Z



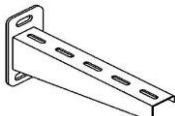
GE-SL



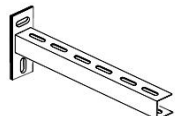
GE-OM



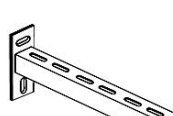
GE-KA



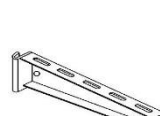
GE-KD



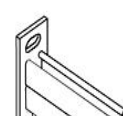
GE-KDU



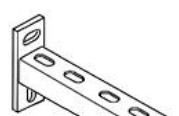
GE-KDL



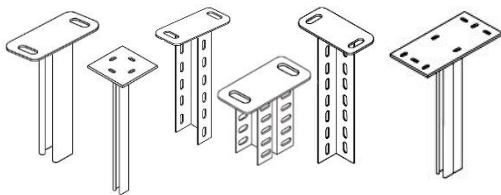
GE-IK



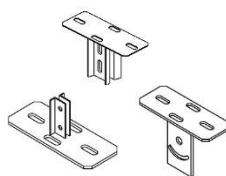
GE-KDCD



GE-KDC



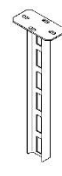
GE-TA



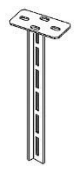
GE-TT



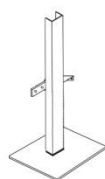
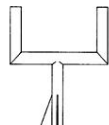
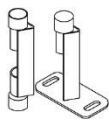
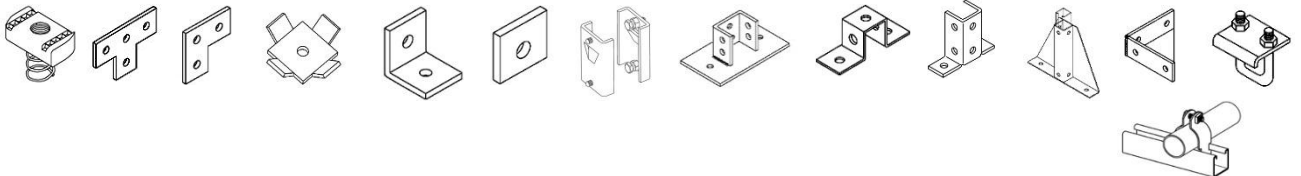
GE-AE



GE-IP



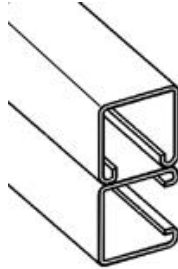
GE-TP



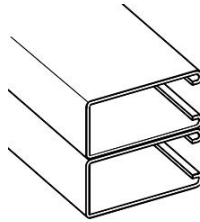
Material options: Stainless steel AISI 304 (L) (A2) / AISI 316 (L) (A4), ST-37-42 Mild Steel, Corten A, Pregalvanized steel, Aluminum
 Finish options : Hot Dip Galvanized to EN 1461, Electrogalvanized to TS 149, Electrostatic Paint Coated, Prime coated



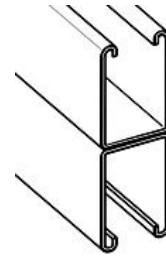
GE-UCAF-1



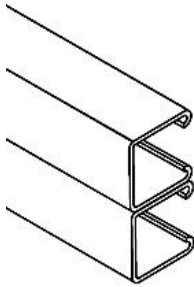
GE-UCAF-2



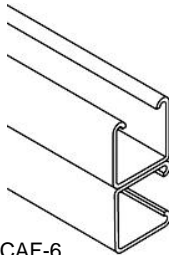
GE-UCAF-3



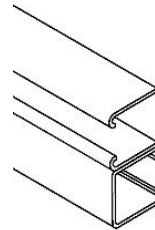
GE-UCAF-4



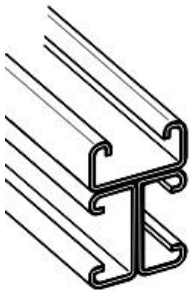
GE-UCAF-5



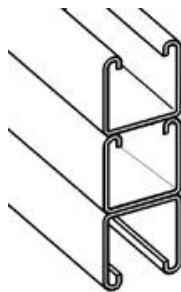
GE-UCAF-6



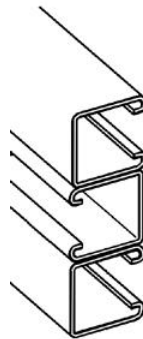
GE-UCAF-7



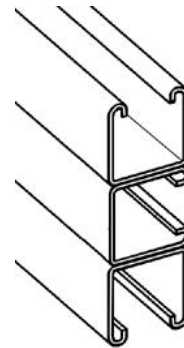
GE-UCAF-8



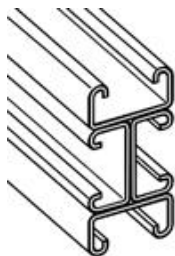
GE-UCAF-9



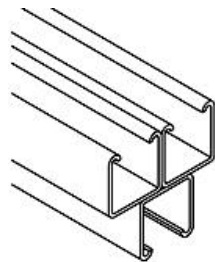
GE-UCAF-10



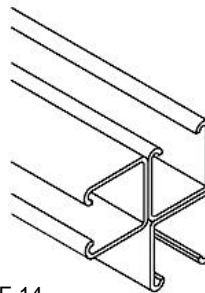
GE-UCAF-11



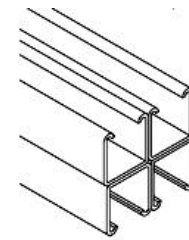
GE-UCAF-12



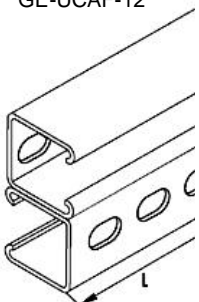
GE-UCAF-13



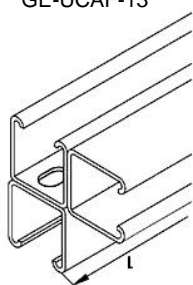
GE-UCAF-14



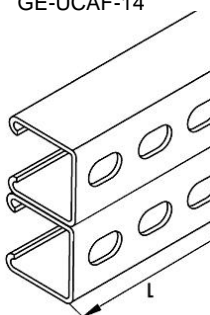
GE-UCAF-15



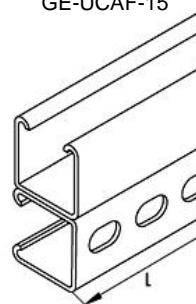
GE-UCAF-16



GE-UCAF-17



GE-UCAF-18

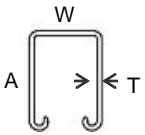
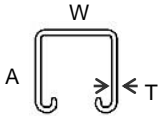


GE-UCAF-19

Material options: Stainless steel AISI 304 (L) (A2) / AISI 316 (L) (A4), ST-37-42 Mild Steel, Corten A, Pregalvanized steel, Aluminum
 Finish options : Hot Dip Galvanized to EN 1461, Electrogalvanized to TS 149, Electrostatic Paint Coated, Prime coated

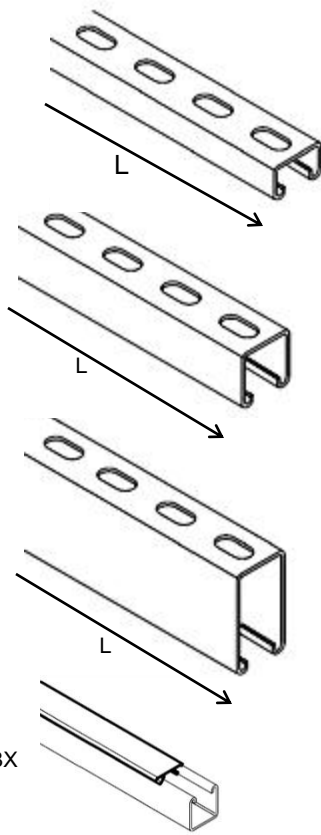
GE-UCD

C channel, perforated, single
 C profil, delikli, tekli
 Профиль

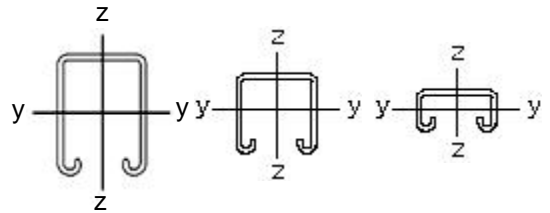


GE-CPC

Cover for channel, PVC
 Profil kapağı, plastik
 Обложка для канала, ПВХ



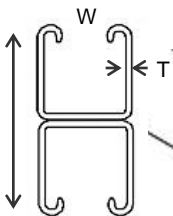
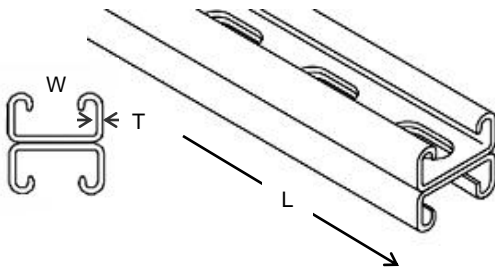
Part No	T	W	A	L	Kg/m	I _y cm ⁴	I _z cm ⁴
GE-UCD-1	2,0	41	21	3000	1.40	1,1	4,7
GE-UCD-2	2,5	41	21	3000	1.75	1,3	5,6
GE-UCD-3	1,5	41	41	3000	1.60	4,9	6,1
GE-UCD-4	2,0	41	41	3000	2.05	6,2	7,8
GE-UCD-5	2,5	41	41	3000	2.70	7,3	9,3
GE-UCD-6	2,5	41	83	6000	4.30	37,5	16,5



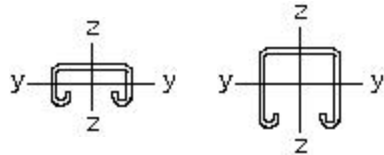
HDG PG SS4 SS6 ESB APB

GE-CDOD

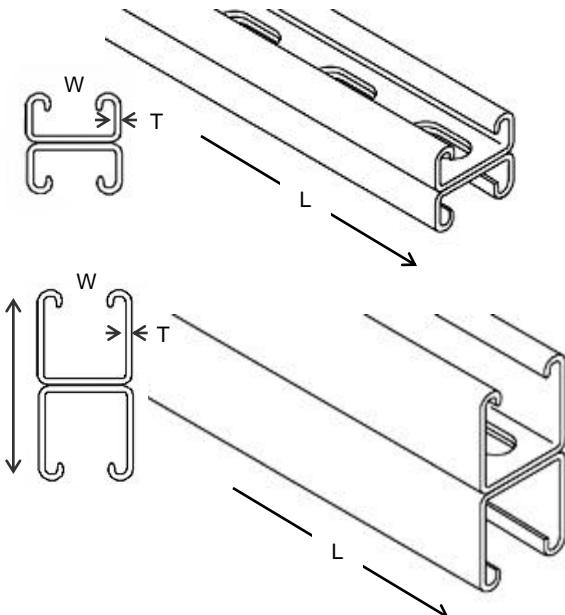
C channel, perforated, back to back
 C profil, delikli, çiftli
 Профиль



Part No	T	W	A	L	Kg/m	I _y cm ⁴	I _z cm ⁴
GE-CDOD-01	2,0	41	43	3000	2,80	9,4	5,4
GE-CDOD-02	2,0	41	83	3000	4,10	31,6	15,5
GE-CDOD-03	2,5	41	43	3000	3,50	11,1	6,2
GE-CDOD-04	2,5	41	83	3000	5,40	37,5	18,6



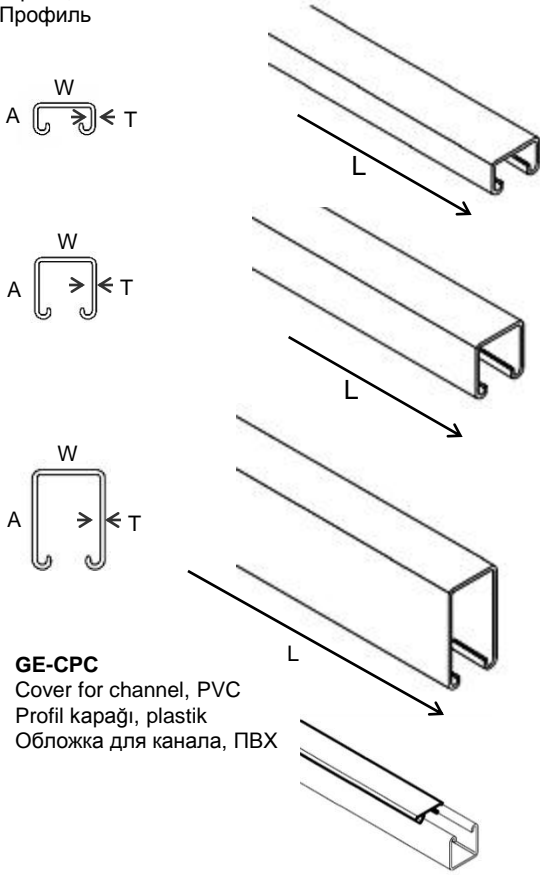
HDG PG SS4 SS6 ESB APB



Material options: Stainless steel AISI 304 (L) (A2) / AISI 316 (L) (A4), ST-37-42 Mild Steel, Corten A, Pregalvanized steel, Aluminum
Finish options : Hot Dip Galvanized to EN 1461, Electrogalvanized to TS 149, Electrostatic Paint Coated, Prime coated

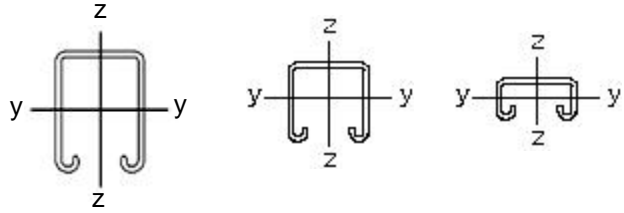
GE-UC

C channel, non perforated
C profil, deliksiz
Профиль



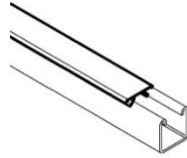
Part No	T	W	A	L	Kg/m	I_y cm ⁴	I_z cm ⁴
GE-UC-1	2,0	41	21	3000	1.50	1,1	4,7
GE-UC-2	2,5	41	21	3000	1.85	1,3	5,6
GE-UC-3	1,5	41	41	3000	1.70	4,9	6,1
GE-UC-4	2,0	41	41	3000	2.15	6,2	7,8
GE-UC-5	2,5	41	41	3000	2.80	7,3	9,3
GE-UC-6	2,5	41	83	6000	4.40	37,5	16,5

HDG PG SS4 SS6 ESB APB



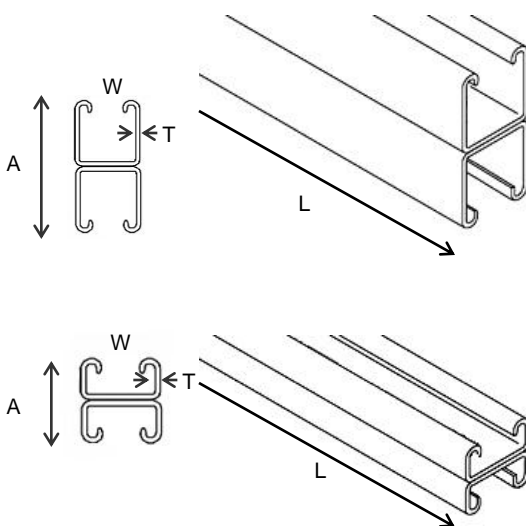
GE-CPC

Cover for channel, PVC
Profil kapağı, plastik
Обложка для канала, ПВХ



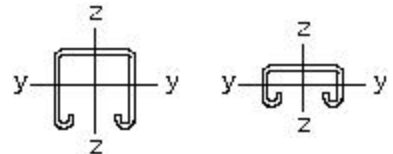
GE-CDO

C channel, non-perforated, back to back
C profil, deliksiz, çiftli
Профиль

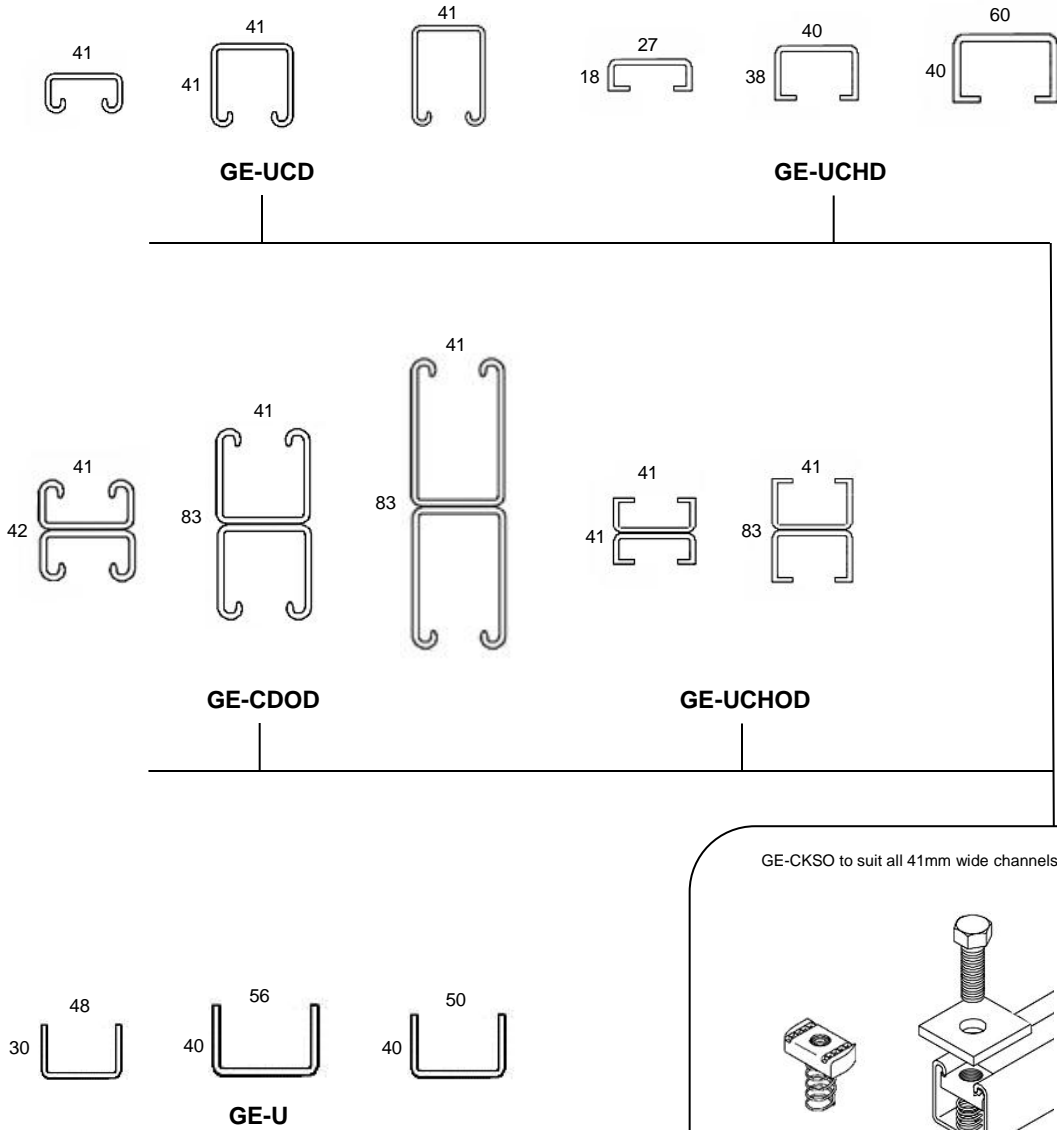


Part No	T	W	A	L	Kg/m	I_y cm ⁴	I_z cm ⁴
GE-CDO-1	2.0	41	43	3000	3.00	9,4	5,4
GE-CDO-2	2.0	41	83	3000	4.30	31,6	15,5
GE-CDO-3	2.5	41	43	3000	3.75	11,1	6,2
GE-CDO-4	2.5	41	83	3000	5.60	37,5	18,6

HDG PG SS4 SS6 ESB APB



PROFILES



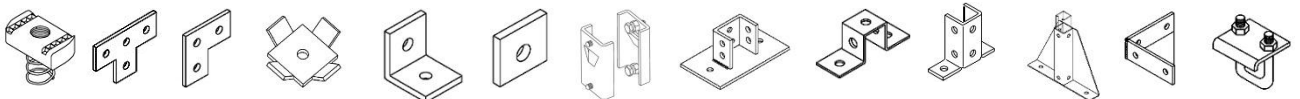
GE-CKSO to suit all 41mm wide channels.

GE-CKSO

M6 / M8 / M10 / M12 / M14 / M16

* dimensions are in millimeters
 ** custom dimensions available upon request
 *** available in hot dip galvanized, pregalvanized, electro galvanized, stainless steel A2 and A4

CHANNEL ACCESSORIES



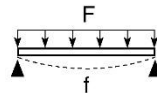
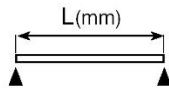
Material options: Stainless steel AISI 304 (L) (A2) / AISI 316 (L) (A4), ST-37-42 Mild Steel, Corten A, Pregalvanized steel, Aluminum
 Finish options : Hot Dip Galvanized to EN 1461, Electrogalvanized to TS 149, Electrostatic Paint Coated, Prime coated



RECOMMENDED LOADS FOR STRUT CHANNELS

Span (mm)	41x21x2.0	41x21x2.5	41x21x2.5	41x41x2.0	41x41x2.5	41x41x2.5	41x21x2.0	41x21x2.5	41x41x2.0	41x41x2.5
	Perforated	Perforated	non-perforated	Perforated	Perforated	Non-perforated	Back-to-back	Back-to-back	Back-to-back	Back-to-back
500	210	250	270	640	780	825	610	750	1820	2300
750	105	120	145	430	520	555	415	500	1250	1500
1000	55	65	80	320	390	410	310	375	950	1100
1250	35	40	50	215	265	305	205	245	760	980
1500	25	30	35	150	180	210	140	170	635	750
1750	15	20	25	110	135	155	105	125	540	650
2000	15	15	20	80	100	120	80	95	475	570
2250	10	12	15	65	80	95	60	75	385	475
2500	10	10	10	55	65	75	50	60	315	385
2750	8	9	10	45	55	60	40	50	260	320
3000	7	8	8	35	45	50	35	40	215	265

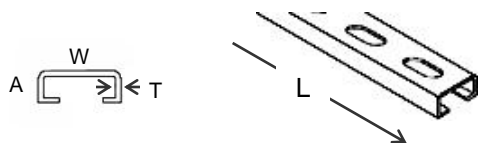
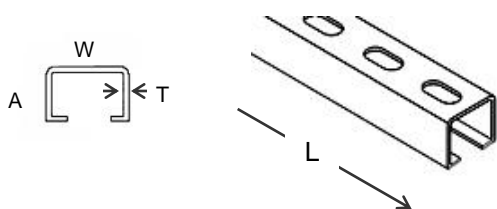
Uniformly distributed load on 2 supports
 Maximum deflection at 1/100 span
 Stress: 160 N/mm²
 Limit of elasticity: 21 kPA



Material options: Stainless steel AISI 304 (L) (A2) / AISI 316 (L) (A4), ST-37-42 Mild Steel, Corten A, Pregalvanized steel, Aluminum
 Finish options : Hot Dip Galvanized to EN 1461, Electrogalvanized to TS 149, Electrostatic Paint Coated, Prime coated

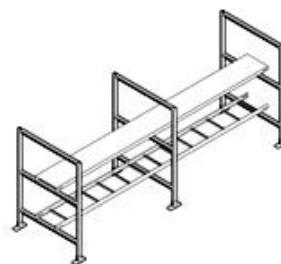
GE-UCHD

C channel, perforated, single
 C profil, delikli, tekli
 Профиль



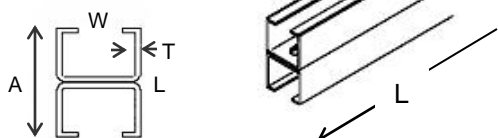
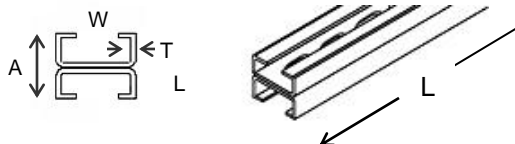
Part No	T	W	A	L	Kg/m	I _y cm ⁴	I _z cm ⁴
GE-UCHD-1	1,5	41	21	3000	1,04	0,8	3,4
GE-UCHD-2	1,5	41	41	3000	1,52	4,4	5,8
GE-UCHD-3	2,0	41	41	3000	2,05	5,6	7,4
GE-UCHD-4	1,2	27	18	2000	0,65	0,4	0,9
GE-UCHD-5	2,0	38	40	2000	2,00	5,0	6,1
GE-UCHD-6	3,0	40	60	2000	3,85	13,5	20,0

HDG PG SS4 SS6 ESB APB



GE-UCHOD

C channel, perforated, back to back
 C profil, delikli, çiftli
 Профиль



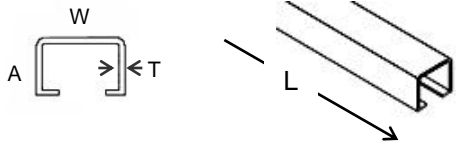
Part No	T	W	A	L	Kg/m	I _y cm ⁴	I _z cm ⁴
GE-UCHOD-1	1,5	41	43	3000	2,08	3,3	6,8
GE-UCHOD-2	1,5	41	83	3000	3,04	19,7	11,5
GE-UCHOD-3	2,0	41	83	3000	4,10	25,7	14,7

HDG PG SS4 SS6 ESB APB

Material options: Stainless steel AISI 304 (L) (A2) / AISI 316 (L) (A4), ST-37-42 Mild Steel, Corten A, Pregalvanized steel, Aluminum
 Finish options : Hot Dip Galvanized to EN 1461, Electrogalvanized to TS 149, Electrostatic Paint Coated, Prime coated

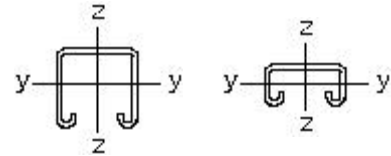
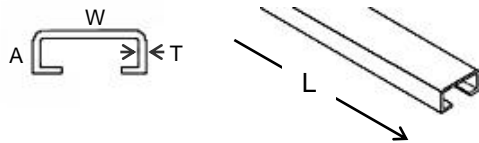
GE-UCH

C channel, non perforated
 C profil, deliksiz
 Профиль



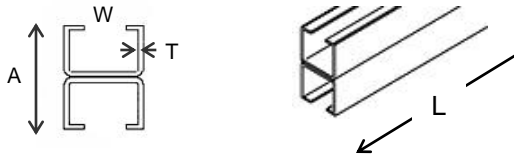
Part No	T	W	A	L	Kg/m	I_y cm ⁴	I_z cm ⁴
GE-UCH-1	1,5	41	21	3000	1,12	0,8	3,4
GE-UCH-2	1,5	41	41	3000	1,60	4,4	5,8
GE-UCH-3	2,0	41	41	3000	2,15	5,6	7,4

HDG PG SS4 SS6 ESB APB



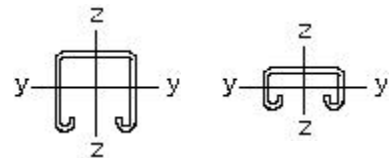
GE-UCHO

C channel, non-perforated, back to back
 C profil, deliksiz, çiftli
 Профиль



Part No	T	W	A	L	Kg/m	I_y cm ⁴	I_z cm ⁴
GE-UCHO-1	1,5	41	43	3000	2,24	3,3	6,8
GE-UCHO-2	1,5	41	83	3000	3,20	19,7	11,5
GE-UCHO-3	2,0	41	83	3000	4,30	25,7	14,7

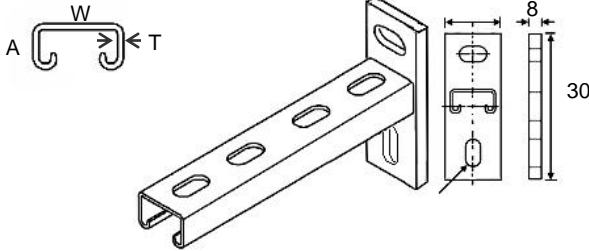
HDG PG SS4 SS6 ESB APB



Material options: Stainless steel AISI 304 (L) (A2) / AISI 316 (L) (A4), ST-37-42 Mild Steel, Corten A, Pregalvanized steel, Aluminum
Finish options : Hot Dip Galvanized to EN 1461, Electrogalvanized to TS 149, Electrostatic Paint Coated, Prime coated

GE- KDC

C channel single bracket
C profil tekli konsol
Консоль



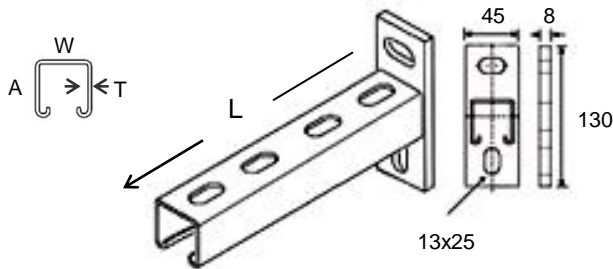
GE-CPS

End cap for channel, PVC
Profil sonlandırma elemanı, plastik
Колпачок на конец, пластик



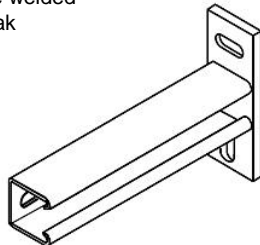
GE- KDC

C channel single bracket
C profil tekli konsol
Консоль



GE- KDCY

C channel single bracket, side welded
C profil tekli konsol, yan kaynak
Консоль



Part No	T	W	A	L	kg
GE-KDC-1	1,5	41	21	100	0,49
GE-KDC-2	1,5	41	21	150	0,54
GE-KDC-3	1,5	41	21	200	0,59
GE-KDC-4	1,5	41	21	225	0,62
GE-KDC-5	1,5	41	21	300	0,70
GE-KDC-6	1,5	41	21	400	0,80
GE-KDC-7	1,5	41	21	450	0,85
GE-KDC-8	1,5	41	21	500	0,90
GE-KDC-9	1,5	41	21	600	1,00
GE-KDC-10	2,0	41	21	100	0,52
GE-KDC-11	2,0	41	21	150	0,59
GE-KDC-12	2,0	41	21	200	0,66
GE-KDC-13	2,0	41	21	225	0,70
GE-KDC-14	2,0	41	21	300	0,80
GE-KDC-15	2,0	41	21	400	0,94
GE-KDC-16	2,0	41	21	450	1,06
GE-KDC-17	2,0	41	21	500	1,10
GE-KDC-18	2,0	41	21	600	1,22

Part No	T	W	A	L	kg
GE-KDC-19	2,0	41	41	100	0,59
GE-KDC-20	2,0	41	41	150	0,70
GE-KDC-21	2,0	41	41	200	0,80
GE-KDC-22	2,0	41	41	225	0,86
GE-KDC-23	2,0	41	41	300	1,02
GE-KDC-24	2,0	41	41	400	1,25
GE-KDC-25	2,0	41	41	450	1,35
GE-KDC-26	2,0	41	41	500	1,45
GE-KDC-27	2,0	41	41	600	1,67
GE-KDC-28	2,0	41	41	750	1,99
GE-KDC-29	2,0	41	41	900	2,30
GE-KDC-30	2,5	41	41	100	0,65
GE-KDC-31	2,5	41	41	150	0,79
GE-KDC-32	2,5	41	41	200	0,93
GE-KDC-33	2,5	41	41	225	0,99
GE-KDC-34	2,5	41	41	300	1,20
GE-KDC-35	2,5	41	41	400	1,48
GE-KDC-36	2,5	41	41	450	1,60
GE-KDC-37	2,5	41	41	500	1,75
GE-KDC-38	2,5	41	41	600	2,00
GE-KDC-39	2,5	41	41	750	2,44
GE-KDC-40	2,5	41	41	900	2,85
GE-KDC-41	2,5	41	41	1000	3,15
GE-KDC-42	2,5	41	41	1200	3,68
GE-KDC-43	2,5	41	41	1500	4,50

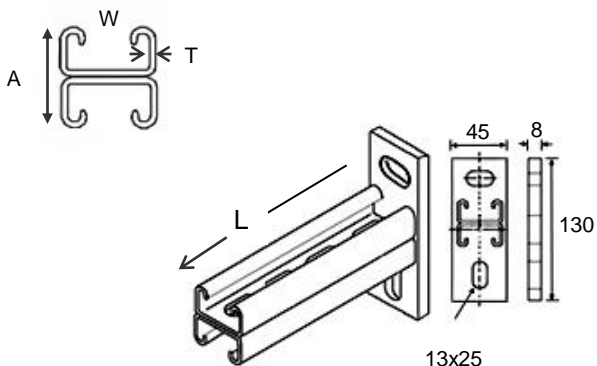
Material options: Stainless steel AISI 304 (L) (A2) / AISI 316 (L) (A4), ST-37-42 Mild Steel, Corten A, Pregalvanized steel, Aluminum
 Finish options : Hot Dip Galvanized to EN 1461, Electrogalvanized to TS 149, Electrostatic Paint Coated, Prime coated

GE- KDCD

C channel bracket, back to back

C profil çiftli konsol

Консоль



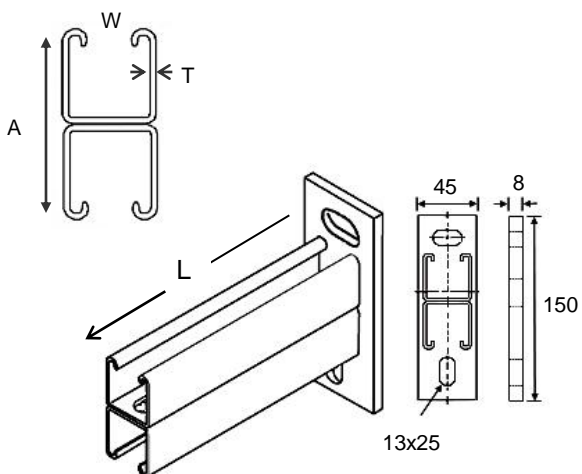
Part No	T	W	A	L	kg
GE-KDCD-1	1,5	41	43	100	0,59
GE-KDCD-2	1,5	41	43	200	0,80
GE-KDCD-3	1,5	41	43	300	1,00
GE-KDCD-4	1,5	41	43	400	1,22
GE-KDCD-5	1,5	41	43	500	1,43
GE-KDCD-6	2,0	41	43	600	2,30
GE-KDCD-7	2,0	41	43	750	2,78
GE-KDCD-8	2,0	41	43	900	3,25
GE-KDCD-9	2,0	41	43	100	0,66
GE-KDCD-10	2,0	41	43	150	0,90
GE-KDCD-11	2,0	41	43	200	1,00
GE-KDCD-12	2,0	41	43	225	1,10
GE-KDCD-13	2,0	41	43	300	1,33
GE-KDCD-14	2,0	41	43	400	1,66
GE-KDCD-15	2,0	41	43	450	1,80
GE-KDCD-16	2,0	41	43	500	1,98
GE-KDCD-17	2,5	41	43	600	2,78
GE-KDCD-18	2,5	41	43	750	3,38
GE-KDCD-19	2,5	41	43	900	3,98

GE- KDCD

C channel bracket, back to back

C profil çiftli konsol

Консоль



Part No	T	W	A	L	kg
GE-KDCD-20	2,0	41	83	100	0,84
GE-KDCD-21	2,0	41	83	150	1,05
GE-KDCD-22	2,0	41	83	200	1,25
GE-KDCD-23	2,0	41	83	225	1,35
GE-KDCD-24	2,0	41	83	300	1,65
GE-KDCD-25	2,0	41	83	400	2,10
GE-KDCD-26	2,0	41	83	450	2,30
GE-KDCD-27	2,0	41	83	500	2,50
GE-KDCD-28	2,0	41	83	600	2,90
GE-KDCD-29	2,0	41	83	750	3,50
GE-KDCD-30	2,0	41	83	900	4,15
GE-KDCD-31	2,5	41	83	100	0,97
GE-KDCD-32	2,5	41	83	150	1,25
GE-KDCD-33	2,5	41	83	200	1,50
GE-KDCD-34	2,5	41	83	225	1,65
GE-KDCD-35	2,5	41	83	300	2,05
GE-KDCD-36	2,5	41	83	400	2,60
GE-KDCD-37	2,5	41	83	450	2,90
GE-KDCD-38	2,5	41	83	500	3,15
GE-KDCD-39	2,5	41	83	600	3,70
GE-KDCD-40	2,5	41	83	750	4,50
GE-KDCD-41	2,5	41	83	900	5,30
GE-KDCD-42	2,5	41	83	1000	5,85
GE-KDCD-43	2,5	41	83	1200	6,90
GE-KDCD-44	2,5	41	83	1500	8,55

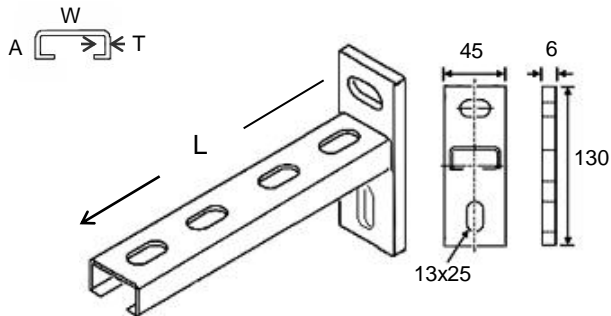
Material options: Stainless steel AISI 304 (L) (A2) / AISI 316 (L) (A4), ST-37-42 Mild Steel, Corten A, Pregalvanized steel, Aluminum
 Finish options : Hot Dip Galvanized to EN 1461, Electrogalvanized to TS 149, Electrostatic Paint Coated, Prime coated

GE- KDH

C channel single bracket

C profil tekli konsol

Консоль



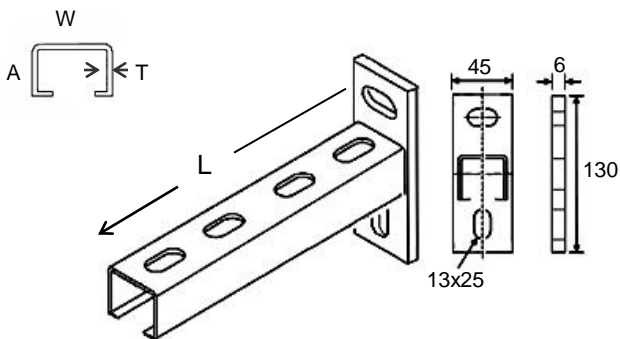
Part No	T	W	A	L	kg
GE-KDH-1	1,5	41	21	100	0,38
GE-KDH-2	1,5	41	21	200	0,49
GE-KDH-3	1,5	41	21	300	0,60
GE-KDH-4	1,5	41	21	400	0,70
GE-KDH-5	1,5	41	21	500	0,80
GE-KDH-6	1,5	41	21	600	0,90
GE-KDH-7	2,0	41	21	100	0,42
GE-KDH-8	2,0	41	21	200	0,56
GE-KDH-9	2,0	41	21	300	0,70
GE-KDH-10	2,0	41	21	400	0,84
GE-KDH-11	2,0	41	21	500	1,00
GE-KDH-12	2,0	41	21	600	1,12

GE- KDH

C channel single bracket

C profil tekli konsol

Консоль



Part No	T	W	A	L	kg
GE-KDH-13	1,5	41	41	100	0,43
GE-KDH-14	1,5	41	41	200	0,58
GE-KDH-15	1,5	41	41	300	0,73
GE-KDH-16	1,5	41	41	400	0,88
GE-KDH-17	1,5	41	41	500	1,03
GE-KDH-18	1,5	41	41	600	1,18
GE-KDH-19	2,0	41	41	100	0,49
GE-KDH-20	2,0	41	41	200	0,69
GE-KDH-21	2,0	41	41	300	0,90
GE-KDH-22	2,0	41	41	400	1,10
GE-KDH-23	2,0	41	41	500	1,30
GE-KDH-24	2,0	41	41	600	1,50
GE-KDH-25	2,0	41	41	750	1,82
GE-KDH-26	2,0	41	41	900	2,12

HDG EG SS4 SS6 ESB APB

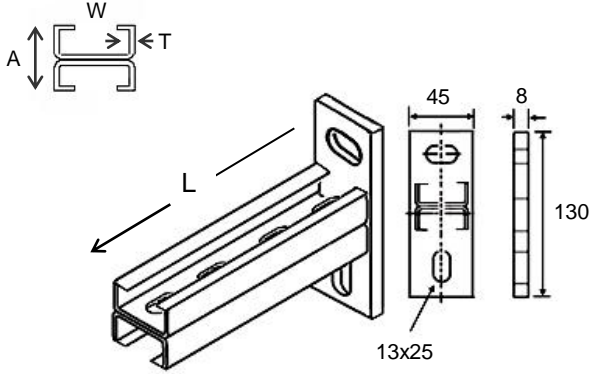
Material options: Stainless steel AISI 304 (L) (A2) / AISI 316 (L) (A4), ST-37-42 Mild Steel, Corten A, Pregalvanized steel, Aluminum
 Finish options : Hot Dip Galvanized to EN 1461, Electrogalvanized to TS 149, Electrostatic Paint Coated, Prime coated

GE-KDHD

C channel bracket, back to back

C profil çiftli konsol

Консоль



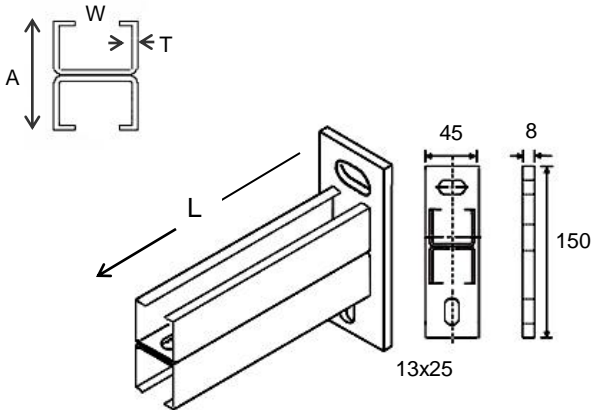
Part No	T	W	A	L	kg
GE-KDHD-1	1,5	41	43	100	0,59
GE-KDHD-2	1,5	41	43	200	0,80
GE-KDHD-3	1,5	41	43	300	1,00
GE-KDHD-4	1,5	41	43	400	1,22
GE-KDHD-5	1,5	41	43	500	1,43
GE-KDHD-6	1,5	41	43	600	1,64
GE-KDHD-7	2,0	41	43	100	0,66
GE-KDHD-8	2,0	41	43	200	0,94
GE-KDHD-9	2,0	41	43	300	1,22
GE-KDHD-10	2,0	41	43	400	1,50
GE-KDHD-11	2,0	41	43	500	1,78
GE-KDHD-12	2,0	41	43	600	2,06

GE-KDHD

C channel bracket, back to back

C profil çiftli konsol

Консоль

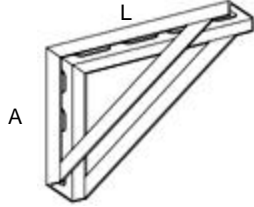


Part No	T	W	A	L	kg
GE-KDHD-13	1,5	41	83	100	0,73
GE-KDHD-14	1,5	41	83	200	1,00
GE-KDHD-15	1,5	41	83	300	1,33
GE-KDHD-16	1,5	41	83	400	1,63
GE-KDHD-17	1,5	41	83	500	1,95
GE-KDHD-18	1,5	41	83	600	2,25
GE-KDHD-19	2,0	41	83	100	0,84
GE-KDHD-20	2,0	41	83	200	1,25
GE-KDHD-21	2,0	41	83	300	1,66
GE-KDHD-22	2,0	41	83	400	2,07
GE-KDHD-23	2,0	41	83	500	2,48
GE-KDHD-24	2,0	41	83	600	2,90
GE-KDHD-25	2,0	41	83	750	3,50
GE-KDHD-26	2,0	41	83	900	4,12

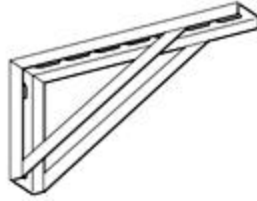
HDG EG SS4 SS6 ESB APB

Material options: Stainless steel AISI 304 (L) (A2) / AISI 316 (L) (A4), ST-37-42 Mild Steel, Corten A, Pregalvanized steel, Aluminum
 Finish options : Hot Dip Galvanized to EN 1461, Electrogalvanized to TS 149, Electrostatic Paint Coated, Prime coated

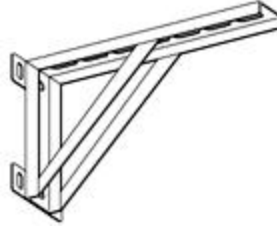
GE-BRCC-1
 Custom bracket
 Özel konsol
 Кронштейн поддержки



GE-BRCC-2
 Custom bracket
 Özel konsol
 Кронштейн поддержки

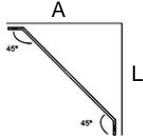


GE-BRCC-3
 Custom bracket
 Özel konsol
 Кронштейн поддержки



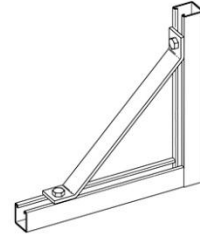
HDG EG SS4 SS6 ESB APB

GE-EXTR
 Support for bracket
 Konsol destek
 Кронштейн поддержки

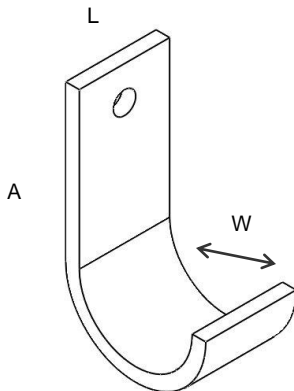


Part No	T	W	A	L	kg
GE-EXTR-1	5	40	200	280	0,50
GE-EXTR-2	5	40	270	380	0,67
GE-EXTR-3	5	40	350	495	0,86

HDG EG SS4 SS6 ESB APB



GE-HBR
 Hook bracket
 Kanca tipi konsol
 Консоль



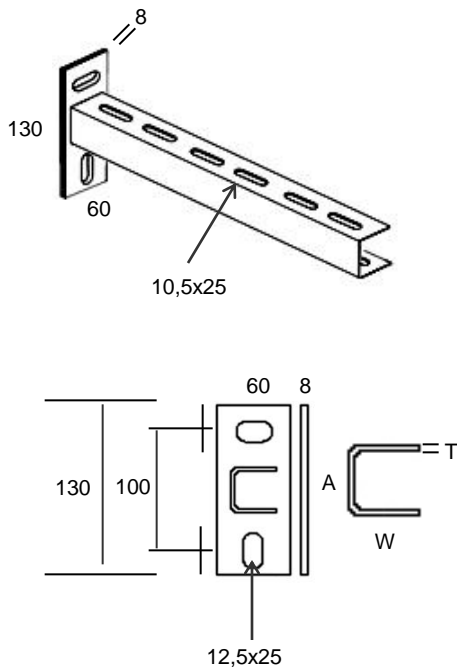
Part No	T	W	A	L	kg
GE-HBR-20	6	25	100	40	0.30
GE-HBR-30	6	50	100	40	0.60

HDG EG SS4 SS6 ESB APB



Material options: Stainless steel AISI 304 (L) (A2) / AISI 316 (L) (A4), ST-37-42 Mild Steel, Corten A, Pregalvanized steel, Aluminum
 Finish options : Hot Dip Galvanized to EN 1461, Electrogalvanized to TS 149, Electrostatic Paint Coated, Prime coated

GE-KDU
 U konsol
 U bracket
 Консоль

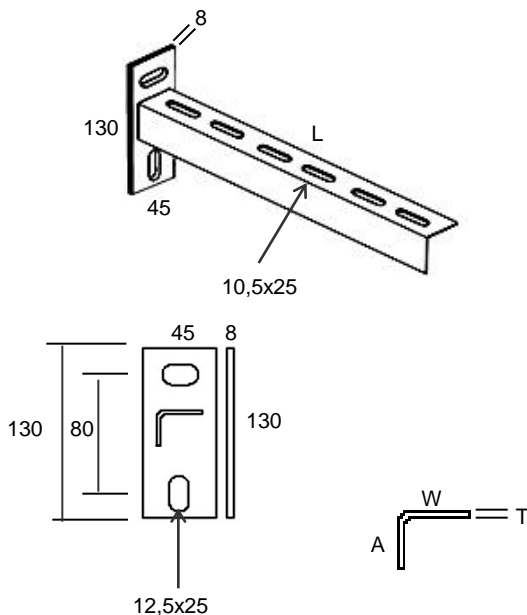


Part No	T	W	A	L	kg
GE-KDU-1	2	30	30	100	0,63
GE-KDU-2	2	30	30	200	0,76
GE-KDU-3	2	30	30	300	0,89
GE-KDU-4	2	30	30	400	1,00
GE-KDU-5	2	30	30	500	1,15
GE-KDU-6	2	30	30	600	1,28
GE-KDU-7	2	30	30	750	1,48
GE-KDU-8	2	30	30	900	1,67
GE-KDU-9	3	40	40	100	0,76
GE-KDU-10	3	40	40	200	1,00
GE-KDU-11	3	40	40	300	1,28
GE-KDU-12	3	40	40	400	1,54
GE-KDU-13	3	40	40	500	1,80
GE-KDU-14	3	40	40	600	2,00
GE-KDU-15	3	40	40	750	2,40
GE-KDU-16	3	40	40	900	2,85
GE-KDU-17	3	40	40	1200	3,60

HDG EG SS4 SS6 ESB APB

For HVAC installations

GE-KDL
 L konsol
 L bracket
 Консоль



Part No	T	W	A	L	kg
GE-KDL-1	2	30	30	200	0,55
GE-KDL-2	2	30	30	300	0,65
GE-KDL-3	2	30	30	400	0,74
GE-KDL-4	2	30	30	500	0,82
GE-KDL-5	2	30	30	600	0,91
GE-KDL-6	3	40	40	100	0,55
GE-KDL-7	3	40	40	200	0,72
GE-KDL-8	3	40	40	300	0,90
GE-KDL-9	3	40	40	400	1,07
GE-KDL-10	3	40	40	500	1,25
GE-KDL-11	3	40	40	600	1,43
GE-KDL-12	3	40	40	750	1,70
GE-KDL-13	3	40	40	900	1,95
GE-KDL-14	3	40	40	1200	2,48

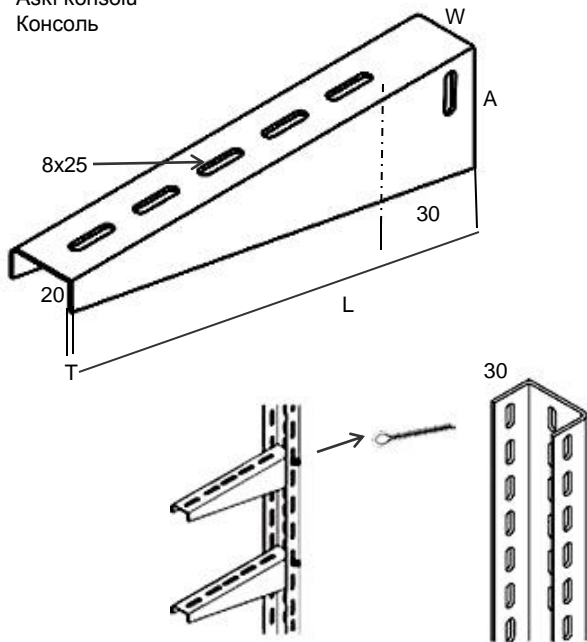
HDG EG SS4 SS6 ESB APB

For HVAC installations

Material options: Stainless steel AISI 304 (L) (A2) / AISI 316 (L) (A4), ST-37-42 Mild Steel, Corten A, Pregalvanized steel, Aluminum
 Finish options : Hot Dip Galvanized to EN 1461, Electrogalvanized to TS 149, Electrostatic Paint Coated, Prime coated

GE-KA

Hanger bracket
 Askı konsolu
 Консоль

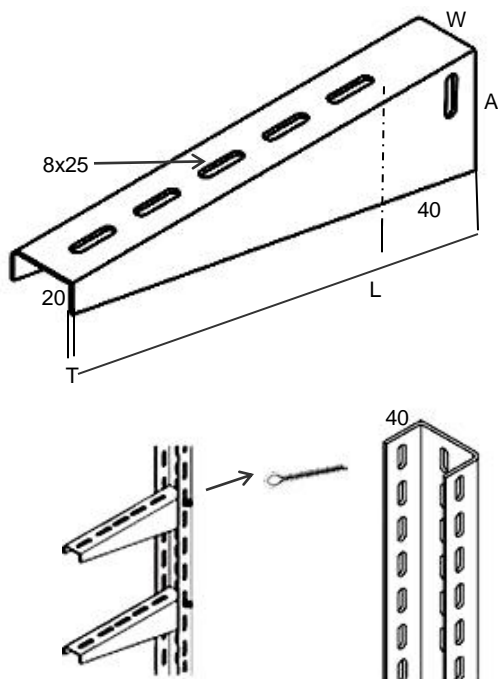


Part No	T	W	A	L	kg
GE-KA-5	1,5	40	60	80	0,11
GE-KA-7	1,5	40	60	100	0,14
GE-KA-10	1,5	40	60	130	0,18
GE-KA-12	1,5	40	60	150	0,22
GE-KA-15	1,5	40	60	180	0,25
GE-KA-20	1,5	40	60	230	0,32
GE-KA-22	1,5	40	60	255	0,35
GE-KA-25	1,5	40	60	280	0,38
GE-KA-30	1,5	40	60	330	0,45
GE-KA-40	2,0	40	75	440	0,86
GE-KA-45	2,0	40	75	480	0,96
GE-KA-50	2,0	40	75	530	1,06
GE-KA-60	2,0	40	75	630	1,20
GE-KA-75	2,0	40	75	780	1,56
GE-KA-90	2,0	40	75	930	1,86

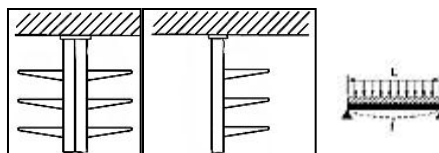
HDG PG EG SS4 SS6 ESB APB

GE-KAA

Hanger bracket
 Askı konsolu
 Консоль



Part No	T	W	A	L	kg
GE-KAA-10	1,5	50	60	140	0,21
GE-KAA-15	1,5	50	60	190	0,28
GE-KAA-20	1,5	50	60	240	0,36
GE-KAA-22	1,5	50	60	265	0,40
GE-KAA-30	2,0	50	75	340	0,75
GE-KAA-40	2,0	50	75	440	0,98
GE-KAA-45	2,0	50	75	490	1,10
GE-KAA-50	2,5	50	90	540	1,64
GE-KAA-60	2,5	50	90	640	1,95
GE-KAA-75	3,0	50	90	790	2,85
GE-KAA-90	3,0	50	90	940	3,40

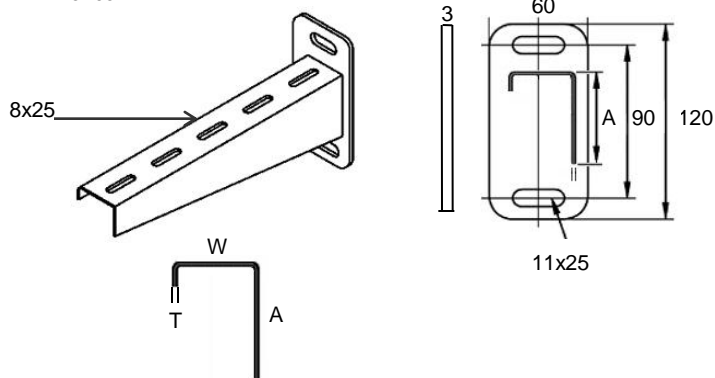


HDG PG EG SS4 SS6 ESB APB

Material options: Stainless steel AISI 304 (L) (A2) / AISI 316 (L) (A4), ST-37-42 Mild Steel, Corten A, Pregalvanized steel, Aluminum
 Finish options : Hot Dip Galvanized to EN 1461, Electrogalvanized to TS 149, Electrostatic Paint Coated, Prime coated

GE-KD

Wall bracket
 Duvar konsolu
 Консоль

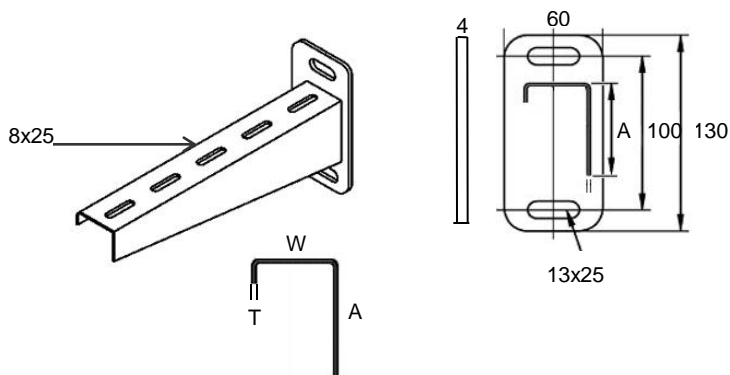


Part No	T	W	A	L	kg
GE-KD-5	1,5	40	50	50	0,23
GE-KD-7	1,5	40	50	70	0,25
GE-KD-10	1,5	40	50	100	0,28
GE-KD-12	1,5	40	50	120	0,30
GE-KD-15	1,5	40	50	150	0,34
GE-KD-20	1,5	40	50	200	0,39
GE-KD-22	1,5	40	50	225	0,42
GE-KD-25	1,5	40	50	250	0,45
GE-KD-30	1,5	40	50	300	0,50
GE-KD-40	2,0	40	60	400	0,89
GE-KD-45	2,0	40	60	450	0,97
GE-KD-50	2,0	40	60	500	1,05
GE-KD-60	2,0	40	60	600	1,21

HDG EG SS4 SS6 ESB APB

GE-KDA

Wall bracket, heavy duty
 Duvar konsolu, ağır hizmet tipi
 Консоль, большой грузоподъемности

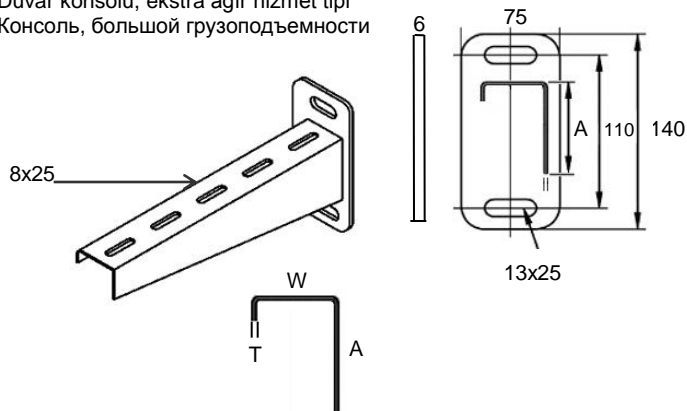


Part No	T	W	A	L	kg
GE-KDA-10	2	40	60	110	0,41
GE-KDA-15	2	40	60	160	0,48
GE-KDA-20	2	40	60	210	0,55
GE-KDA-22	2	40	60	235	0,59
GE-KDA-25	2	40	60	260	0,63
GE-KDA-30	2	40	60	310	0,68
GE-KDA-40	2,5	50	60	410	1,15
GE-KDA-45	2,5	50	60	460	1,26
GE-KDA-50	2,5	50	60	510	1,37
GE-KDA-60	3	50	70	610	1,80
GE-KDA-75	3	50	70	760	2,15
GE-KDA-90	3	50	70	910	2,54

HDG EG SS4 SS6 ESB APB

GE-KDEA

Wall bracket, extra heavy duty
 Duvar konsolu, ekstra ağır hizmet tipi
 Консоль, большой грузоподъемности



Part No	T	W	A	L	kg
GE-KDEA-10	2	40	60	110	0,66
GE-KDEA-15	2	40	60	160	0,73
GE-KDEA-20	2	40	60	210	0,80
GE-KDEA-22	2	40	60	235	0,84
GE-KDEA-25	2	40	60	260	0,88
GE-KDEA-30	2	40	60	310	0,93
GE-KDEA-40	2,5	50	60	410	1,40
GE-KDEA-45	2,5	50	60	460	1,51
GE-KDEA-50	2,5	50	60	510	1,62
GE-KDEA-60	3	50	70	610	2,05
GE-KDEA-75	3	50	70	760	2,40
GE-KDEA-90	3	50	70	910	2,79

HDG EG SS4 SS6 ESB APB

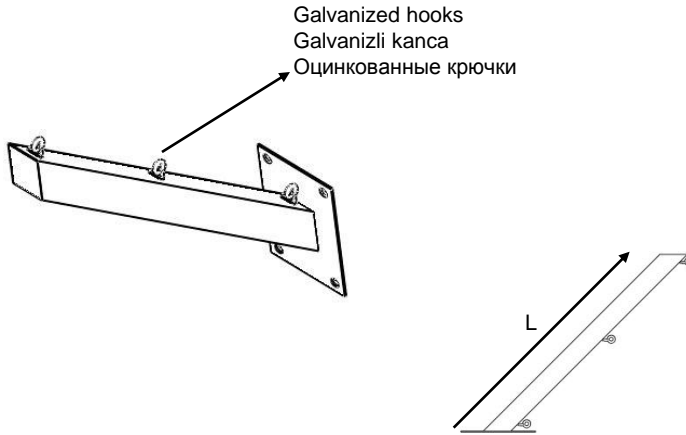
Material options: Stainless steel AISI 304 (L) (A2) / AISI 316 (L) (A4), ST-37-42 Mild Steel, Corten A, Pregalvanized steel, Aluminum
 Finish options : Hot Dip Galvanized to EN 1461, Electrogalvanized to TS 149, Electrostatic Paint Coated, Prime coated

GE-CIK

Fence bracket

Çit konsolu

Кронштейн для провода ограждения



Part No	L
GE-CIK-20	200
GE-CIK-30	300
GE-CIK-40	400
GE-CIK-50	500
GE-CIK-60	600

HDG EG SS4 SS6 ESB APB

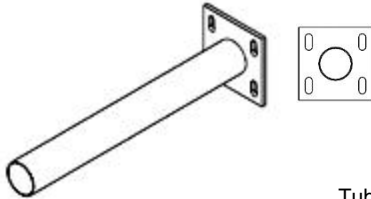
Custom production available upon request.
 İsteğe göre diğer ölçülerde üretim yapılır.
 Возможно изготовление продукции на заказ.

GE-KBT


Tubular bracket

Boru tipi konsol

Консоль



Tubular bracket with
welded base plate.



Part No	L
GE-KBT-20	200
GE-KBT-30	300
GE-KBT-40	400
GE-KBT-50	500
GE-KBT-60	600

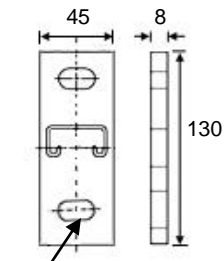
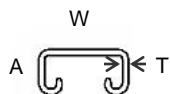
HDG EG SS4 SS6 ESB APB

Custom production available upon request.
 İsteğe göre diğer ölçülerde üretim yapılır.
 Возможно изготовление продукции на заказ.

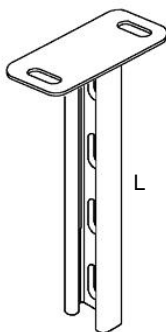
Material options: Stainless steel AISI 304 (L) (A2) / AISI 316 (L) (A4), ST-37-42 Mild Steel, Corten A, Pregalvanized steel, Aluminum
 Finish options : Hot Dip Galvanized to EN 1461, Electrogalvanized to TS 149, Electrostatic Paint Coated, Prime coated

GE-TA-5

Ceiling bracket
 Tavan askı
 Потолочная консоль



13x25

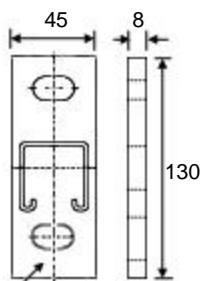
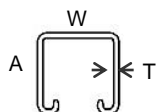


Part	T	W	A	L	kg
GE-TA-5-1	2	41	21	500	1,07
GE-TA-5-2	2	41	21	750	1,42
GE-TA-5-3	2	41	21	1000	1,77
GE-TA-5-4	2	41	21	1250	2,12

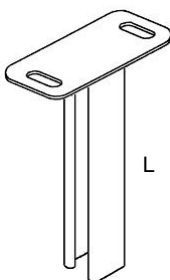
HDG EG SS4 SS6 ESB APB

GE-TA-6

Ceiling bracket
 Tavan askı
 Потолочная консоль



13x25

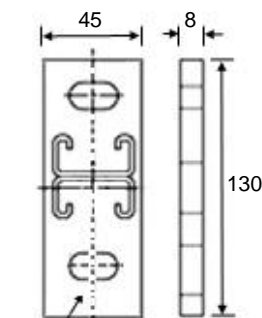
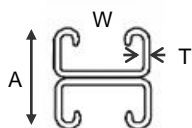


Part	T	W	A	L	kg
GE-TA-6-1	2	41	41	500	1,37
GE-TA-6-2	2	41	41	750	1,87
GE-TA-6-3	2	41	41	1000	2,37
GE-TA-6-4	2	41	41	1250	2,87

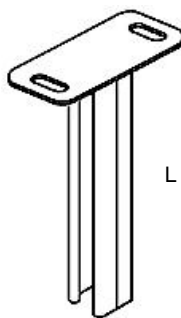
HDG EG SS4 SS6 ESB APB

GE-TA-7

Ceiling bracket
 Tavan askı
 Потолочная консоль



13x25

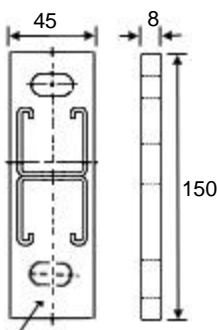
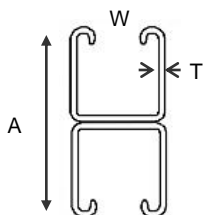


Part	T	W	A	L	kg
GE-TA-7-1	2	41	43	500	1,77
GE-TA-7-2	2	41	43	750	2,47
GE-TA-7-3	2	41	43	1000	3,17
GE-TA-7-4	2	41	43	1250	3,87
GE-TA-7-5	2	41	43	1500	4,57
GE-TA-7-6	2	41	43	2000	5,97

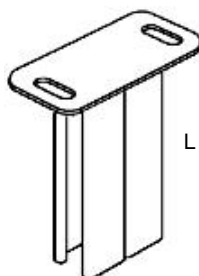
HDG EG SS4 SS6 ESB APB

GE-TA-8

Ceiling bracket
 Tavan askı
 Потолочная консоль



13x25



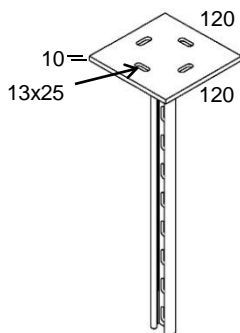
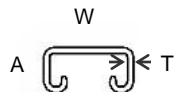
Part	T	W	A	L	kg
GE-TA-8-1	2	41	83	500	2,37
GE-TA-8-2	2	41	83	750	3,37
GE-TA-8-3	2	41	83	1000	4,37
GE-TA-8-4	2	41	83	1250	5,37
GE-TA-8-5	2	41	83	1500	6,37
GE-TA-8-6	2	41	83	2000	8,37

HDG EG SS4 SS6 ESB APB

Material options: Stainless steel AISI 304 (L) (A2) / AISI 316 (L) (A4), ST-37-42 Mild Steel, Corten A, Pregalvanized steel, Aluminum
 Finish options : Hot Dip Galvanized to EN 1461, Electrogalvanized to TS 149, Electrostatic Paint Coated, Prime coated

GE-TA-9

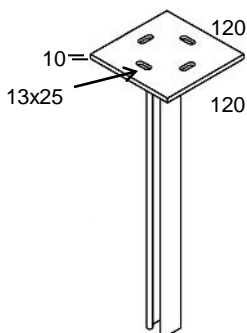
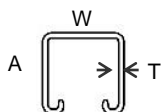
Ceiling bracket
 Tavan askı
 Потолочная консоль



Part	T	W	A	L	kg
GE-TA-9-1	2	41	21	500	2,02
GE-TA-9-2	2	41	21	750	2,50
GE-TA-9-3	2	41	21	1000	3,00
GE-TA-9-4	2	41	21	1250	3,50

GE-TA-10

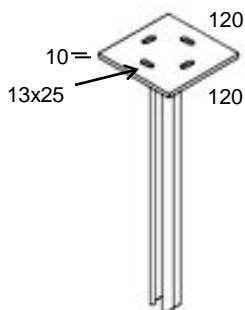
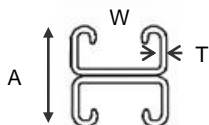
Ceiling bracket
 Tavan askı
 Потолочная консоль



Part	T	W	A	L	kg
GE-TA-10-1	2	41	41	500	2,50
GE-TA-10-2	2	41	41	750	3,10
GE-TA-10-3	2	41	41	1000	3,70
GE-TA-10-4	2	41	41	1250	4,30

GE-TA-11

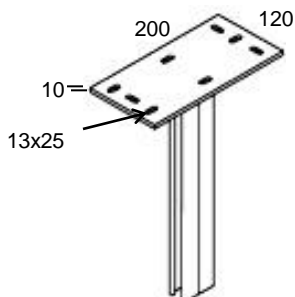
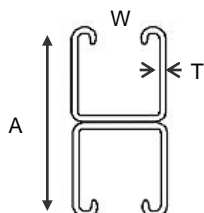
Ceiling bracket
 Tavan askı
 Потолочная консоль



Part	T	W	A	L	kg
GE-TA-11-1	2	41	43	500	2,88
GE-TA-11-2	2	41	43	750	3,82
GE-TA-11-3	2	41	43	1000	4,76
GE-TA-11-4	2	41	43	1250	5,68
GE-TA-11-5	2	41	43	1500	6,64
GE-TA-11-6	2	41	43	2000	8,52

GE-TA-12

Ceiling bracket
 Tavan askı
 Потолочная консоль

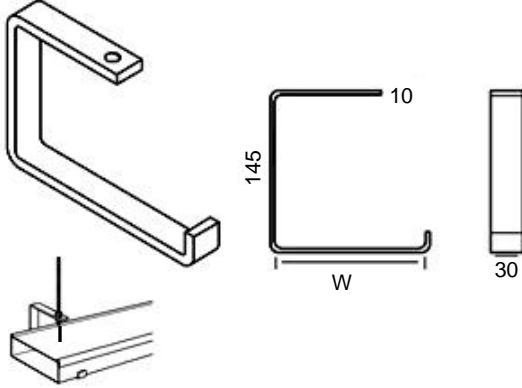


Part	T	W	A	L	kg
GE-TA-12-1	2	41	83	500	4,50
GE-TA-12-2	2	41	83	750	6,25
GE-TA-12-3	2	41	83	1000	7,10
GE-TA-12-4	2	41	83	1250	7,95
GE-TA-12-5	2	41	83	1500	9,80
GE-TA-12-6	2	41	83	2000	12,50

Material options: Stainless steel AISI 304 (L) (A2) / AISI 316 (L) (A4), ST-37-42 Mild Steel, Corten A, Pregalvanized steel, Aluminum
 Finish options : Hot Dip Galvanized to EN 1461, Electrogalvanized to TS 149, Electrostatic Paint Coated, Prime coated

GE-OBT

Outside bracket
 Dıştan kavrama konsolu
 Консоль

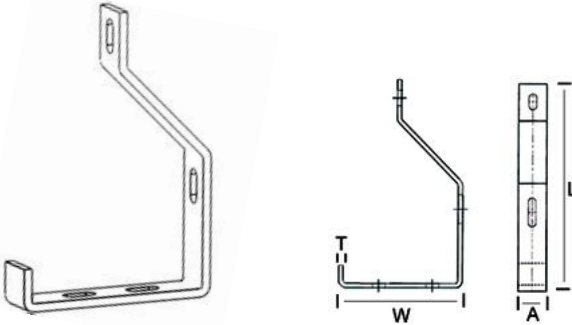


Part No	T	A	L	W	kg
GE-OBT-50	10	145	30	50	0.50
GE-OBT-70	10	145	30	70	0.56
GE-OBT-100	10	145	30	100	0.75
GE-OBT-120	10	145	30	120	0.80
GE-OBT-150	10	145	30	150	0.90
GE-OBT-200	10	145	30	200	1.15
GE-OBT-250	10	145	30	250	1.35
GE-OBT-300	10	145	30	300	1.50

HDG EG SS4 SS6 ESB APB

GE-AE-9

Hanger bracket
 Askı elemanı
 Лоток приостановке части



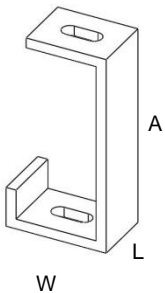
Part No	T	W	A	L	kg
GE-AE-9-1	4	50	25	180	0,25
GE-AE-9-2	4	100	25	180	0,28
GE-AE-9-3	4	150	25	180	0,31
GE-AE-9-4	4	200	25	180	0,34

HDG EG SS4 SS6 ESB APB

Used as support bracket on structural concrete beams.
 Kiriş altı bağlantılarda destek konsolu olarak kullanılır.
 В балке используется при сборке.

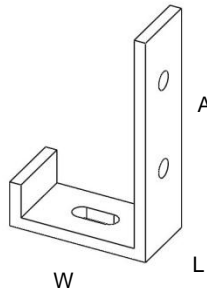
GE-CBR

Ceiling bracket
 Tavan konsolu
 Консоль



GE-WBR

Wall bracket
 Duvar konsolu
 Консоль



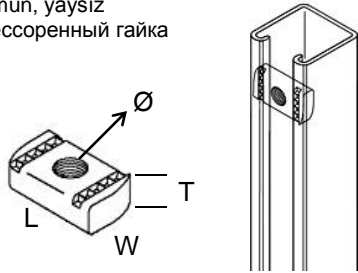
Part No	T	L	A	W	kg
GE-CBR-20	5	30	100	60	0,25
GE-CBR-30	5	30	100	80	0,30
GE-CBR-50	5	30	100	110	0,35
GE-WBR-50	5	30	100	60	0.20
GE-WBR-70	5	30	100	80	0.23
GE-WBR-100	5	30	100	110	0.26
GE-WBR-150	5	30	100	160	0.32

HDG EG SS4 SS6 ESB APB

Material options: Stainless steel AISI 304 (L) (A2) / AISI 316 (L) (A4), ST-37-42 Mild Steel, Corten A, Pregalvanized steel, Aluminum
 Finish options : Hot Dip Galvanized to EN 1461, Electrogalvanized to TS 149, Electrostatic Paint Coated, Prime coated

GE-CKSL

Short nut, springless
 Kilitli somun, uaysız
 неподдрессоренный гайка

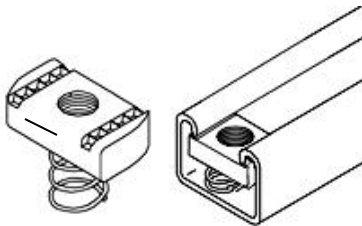


Part No	T	W	Ø	L	kg
GE-CKSL-1	6	20	M6	35	0.027
GE-CKSL-2	6	20	M8	35	0.027
GE-CKSL-3	6	20	M10	35	0.027
GE-CKSL-4	6	20	M12	35	0.027
GE-CKSL-5	8	20	M6	35	0.037
GE-CKSL-6	8	20	M8	35	0.037
GE-CKSL-7	8	20	M10	35	0.037
GE-CKSL-8	8	20	M12	35	0.037

EG SS4 SS6

GE-CKSK

Spring nut, short
 Yaylı somun, kısa
 Весна гайка

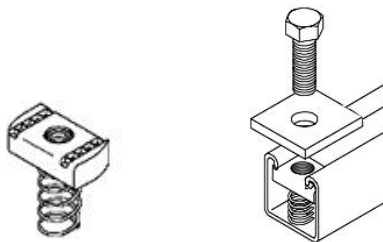


Part No	T	W	Ø	L	kg
GE-CKSK-1	6	20	M6	35	0,030
GE-CKSK-2	6	20	M8	35	0,030
GE-CKSK-3	6	20	M10	35	0,030
GE-CKSK-4	6	20	M12	35	0,030
GE-CKSK-5	8	20	M6	35	0,040
GE-CKSK-6	8	20	M8	35	0,040
GE-CKSK-7	8	20	M10	35	0,040
GE-CKSK-8	8	20	M12	35	0,040

EG SS4 SS6

GE-CKSO

Spring nut
 Yaylı somun
 Весна гайка

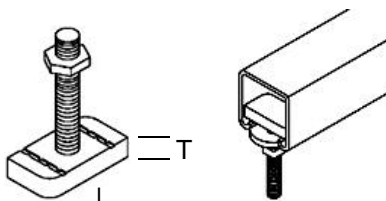


Part No	T	W	Ø	L	kg
GE-CKSO-1	6	20	M6	35	0,035
GE-CKSO-2	6	20	M8	35	0,035
GE-CKSO-3	6	20	M10	35	0,035
GE-CKSO-4	6	20	M12	35	0,035
GE-CKSO-5	8	20	M6	35	0,045
GE-CKSO-6	8	20	M8	35	0,045
GE-CKSO-7	8	20	M10	35	0,045
GE-CKSO-8	8	20	M12	35	0,045

EG SS4 SS6

GE-CKST

T bolt
 T civata
 Болтов



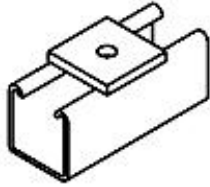
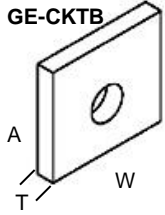
Part No	T	W	Size	L	kg
GE-CKST-6	6	20	M6x40	35	0,040
GE-CKST-8	6	20	M8x40	35	0,045
GE-CKST-10	8	20	M10x40	35	0,070
GE-CKST-12	8	20	M12x40	35	0.080

EG SS4 SS6

L: 50mm standard, also 40mm / 60mm / 70mm / 80mm upon request.

Material options: Stainless steel AISI 304 (L) (A2) / AISI 316 (L) (A4), ST-37-42 Mild Steel, Corten A, Pregalvanized steel, Aluminum
 Finish options : Hot Dip Galvanized to EN 1461, Electrogalvanized to TS 149, Electrostatic Paint Coated, Prime coated

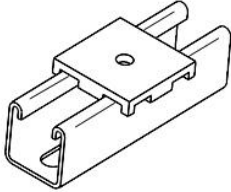
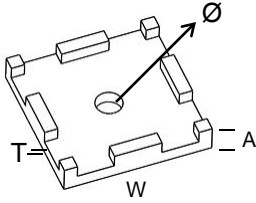
GE-CKTB



Part No	T	W	A	kg
GE-CKTB-1	5	41	41	0,07
GE-CKTB-2	3	41	41	0,04

HDG EG SS4 SS6 ESB APB

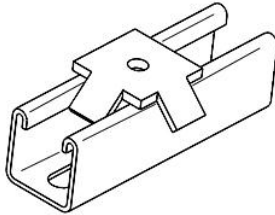
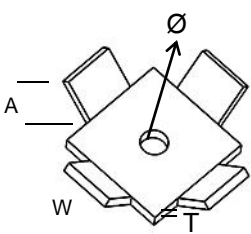
GE-CKTK-D



Part No	T	W	A	Ø	kg
GE-CKTK-D	5	57	11	13	0,17

HDG EG SS4 SS6 ESB APB

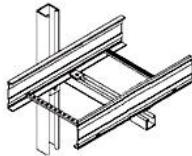
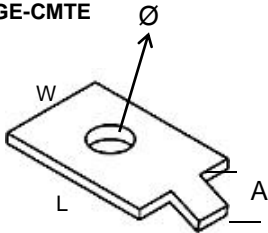
GE-CKTK-P



Part No	T	W	A	Ø	kg
GE-CKTK-P	5	67	18	13	0,13

HDG EG SS4 SS6 ESB APB

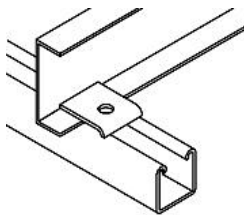
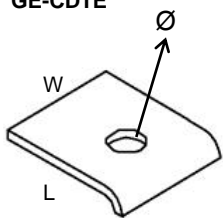
GE-CMTE



Part No	T	W	A	L	Ø	kg
GE-CMTE	5	42	10	50	13	0,085

HDG EG SS4 SS6 ESB APB

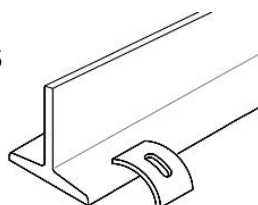
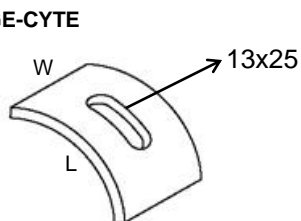
GE-CDTE



Part No	T	W	L	Ø	kg
GE-CDTE	3	42	46	13	0,045

HDG EG SS4 SS6 ESB APB

GE-CYTE

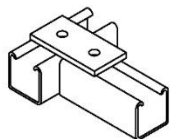
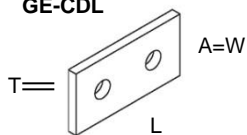


Part No	T	W	L	kg
GE-CYTE	5	40	60	0,093

HDG EG SS4 SS6 ESB APB

Material options: Stainless steel AISI 304 (L) (A2) / AISI 316 (L) (A4), ST-37-42 Mild Steel, Corten A, Pregalvanized steel, Aluminum
 Finish options : Hot Dip Galvanized to EN 1461, Electrogalvanized to TS 149, Electrostatic Paint Coated, Prime coated

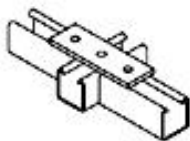
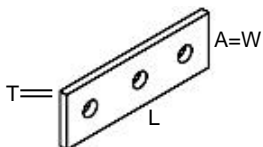
GE-CDL



Part No	T	W	A	L	kg
GE-CDL	5	42	42	84	0,15

HDG EG SS4 SS6 ESB APB

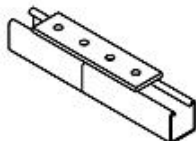
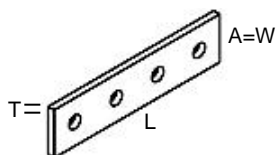
GE-CDLS



Part No	T	W	A	L	kg
GE-CDLS	5	42	42	125	0,22

HDG EG SS4 SS6 ESB APB

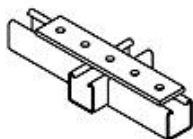
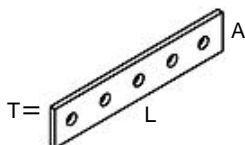
GE-CDLD



Part No	T	W	A	L	kg
GE-CDLD	5	42	42	150	0,25

HDG EG SS4 SS6 ESB APB

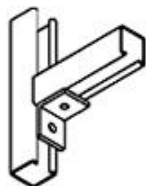
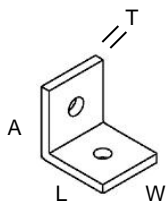
GE-CDLF



Part No	T	W	A	L	kg
GE-CDLF	5	42	42	210	0,35

HDG EG SS4 SS6 ESB APB

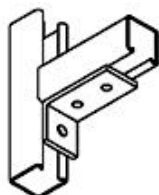
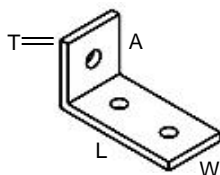
GE-CLTB



Part No	T	W	A	L	kg
GE-CLTB	5	42	48	48	0,17

HDG EG SS4 SS6 ESB APB

GE-CLIT

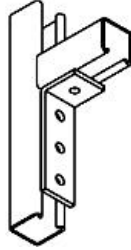
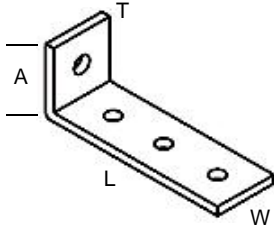


Part No	T	W	A	L	kg
GE-CLIT	5	42	42	90	0,22

HDG EG SS4 SS6 ESB APB

Material options: Stainless steel AISI 304 (L) (A2) / AISI 316 (L) (A4), ST-37-42 Mild Steel, Corten A, Pregalvanized steel, Aluminum
 Finish options : Hot Dip Galvanized to EN 1461, Electrogalvanized to TS 149, Electrostatic Paint Coated, Prime coated

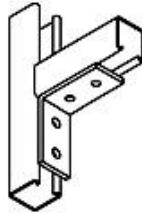
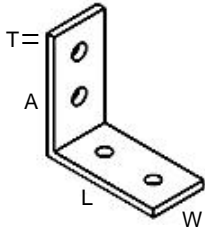
GE-CLUB



Part No	T	W	A	L	kg
GE-CLUB	5	42	42	120	0,27

HDG EG SS4 SS6 ESB APB

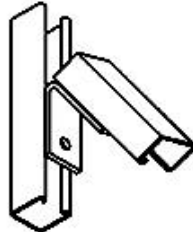
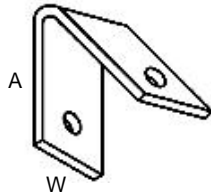
GE-CKBD



Part No	T	W	A	L	kg
GE-CKBD	5	42	80	80	0,25

HDG EG SS4 SS6 ESB APB

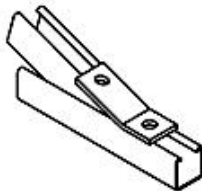
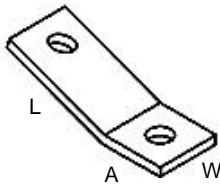
GE-CABD



Part No	T	W	A	L	kg
GE-CABD	5	42	75	75	0,25

HDG EG SS4 SS6 ESB APB

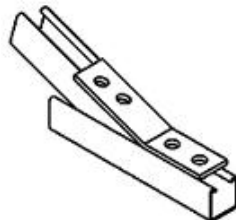
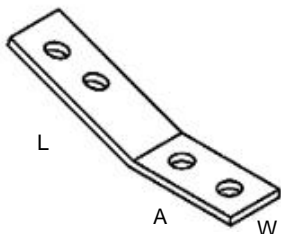
GE-CABI



Part No	T	W	L	kg
GE-CABI	5	42	129	0,22

HDG EG SS4 SS6 ESB APB

GE-CABG

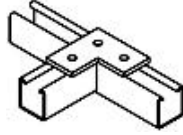
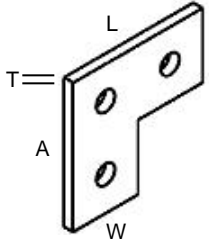


Part No	T	W	L	kg
GE-CABG	5	42	180	0,30

HDG EG SS4 SS6 ESB APB

Material options : Stainless steel AISI 304 (L) (A2) / AISI 316 (L) (A4), ST-37-42 Mild Steel, Corten A, Pregalvanized steel, Aluminum
 Finish options : Hot Dip Galvanized to EN 1461, Electrogalvanized to TS 149, Electrostatic Paint Coated, Prime coated

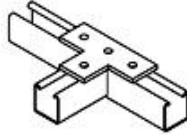
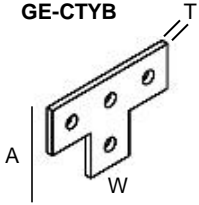
GE-CKBY



Part No	T	W	A	L	kg
GE-CKBY	5	42	80	80	0,20

HDG EG SS4 SS6 ESB APB

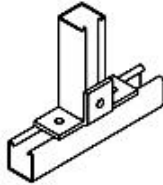
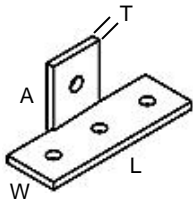
GE-CTYB



Part No	T	W	A	L	kg
GE-CTYB	5	42	90	125	0,30

HDG EG SS4 SS6 ESB APB

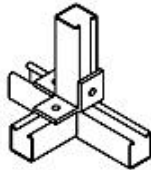
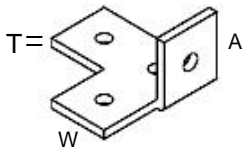
GE-CTDB



Part No	T	W	A	L	kg
GE-CTDB	5	42	50	125	0,30

HDG EG SS4 SS6 ESB APB

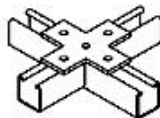
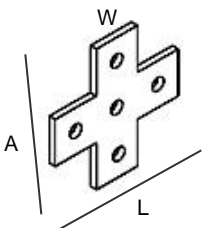
GE-CTTD



Part No	T	W	A	L	kg
GE-CTTD	5	42	50	90	0,30

HDG EG SS4 SS6 ESB APB

GE-CDBY

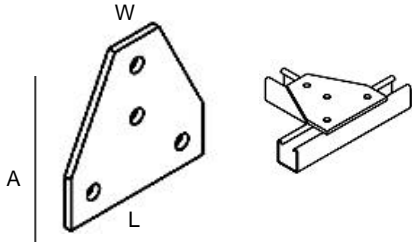


Part No	T	W	A	L	kg
GE-CDBY	5	42	125	125	0,35

HDG EG SS4 SS6 ESB APB

Material options: Stainless steel AISI 304 (L) (A2) / AISI 316 (L) (A4), ST-37-42 Mild Steel, Corten A, Pregalvanized steel, Aluminum
 Finish options : Hot Dip Galvanized to EN 1461, Electrogalvanized to TS 149, Electrostatic Paint Coated, Prime coated

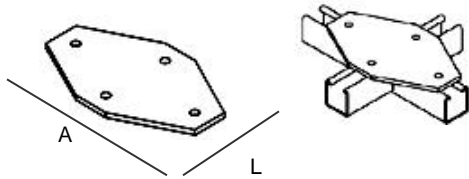
GE-CTGY



Part No	T	W	A	L	kg
GE-CTGY	5	42	136	90	0,40

HDG EG SS4 SS6 ESB APB

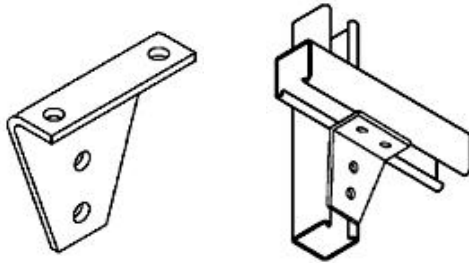
GE-CGDB



Part No	T	W	A	L	kg
GE-CGDB	5	42	136	90	0,48

HDG EG SS4 SS6 ESB APB

GE-CUKB



Part No	T	W	A	L	kg
GE-CUKB	5	42	120	120	0,50

HDG EG SS4 SS6 ESB APB

GE-COSP

Channel clamping set (column support)


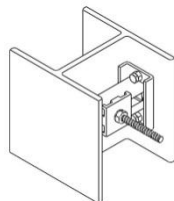
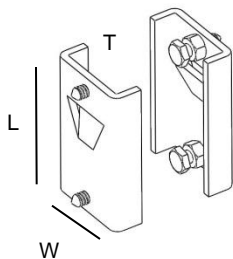
Profil bağlama kelepçesi

Профиль фитинги

Part No	T	Channel type	W	L	kg
GE-COSP-1	5	41x41x2.5mm	62	100	0.95

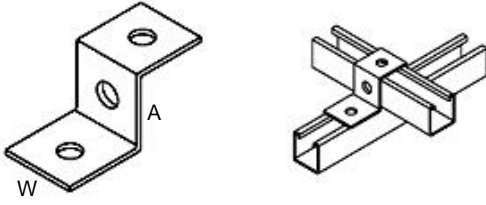
HDG EG SS4 SS6 ESB APB

Supplied with bolts and nuts assembled.
 SWL: 2.5 kN



Material options: Stainless steel AISI 304 (L) (A2) / AISI 316 (L) (A4), ST-37-42 Mild Steel, Corten A, Pregalvanized steel, Aluminum
 Finish options : Hot Dip Galvanized to EN 1461, Electrogalvanized to TS 149, Electrostatic Paint Coated, Prime coated

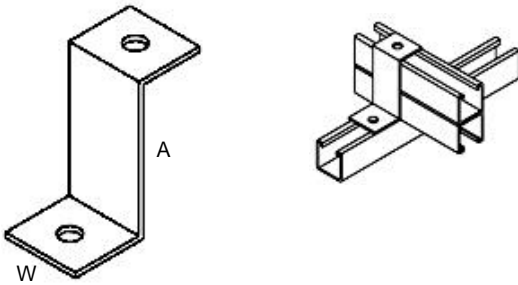
GE-CZBS



Part No	T	W	A	L	kg
GE-CZBS	5	42	46	94	0,22

HDG EG SS4 SS6 ESB APB

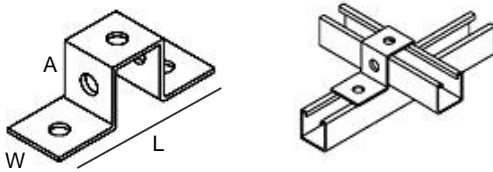
GE-CZBD



Part No	T	W	A	L	kg
GE-CZBD	5	42	87	94	0,28

HDG EG SS4 SS6 ESB APB

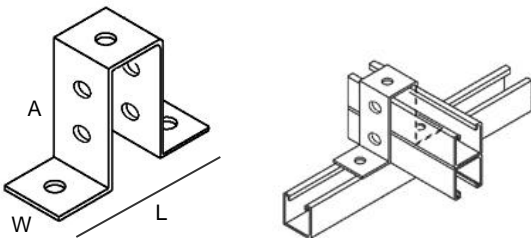
GE-COTB



Part No	T	W	A	L	kg
GE-COTB	5	42	46	130	0,36

HDG EG SS4 SS6 ESB APB

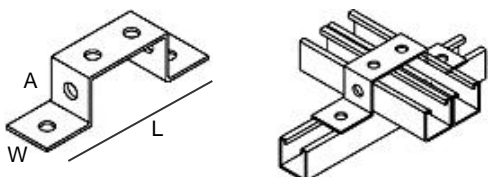
GE-COCB



Part No	T	W	A	L	kg
GE-COCB	5	42	87	136	0,50

HDG EG SS4 SS6 ESB APB

GE-COGB

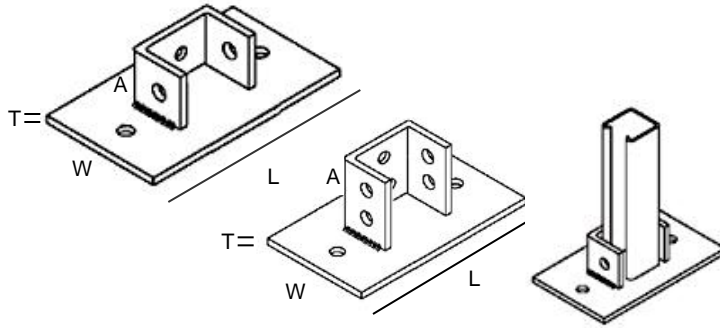


Part No	T	W	A	L	kg
GE-COGB	5	42	46	172	0,43

HDG EG SS4 SS6 ESB APB

Material options: Stainless steel AISI 304 (L) (A2) / AISI 316 (L) (A4), ST-37-42 Mild Steel, Corten A, Pregalvanized steel, Aluminum
 Finish options : Hot Dip Galvanized to EN 1461, Electrogalvanized to TS 149, Electrostatic Paint Coated, Prime coated

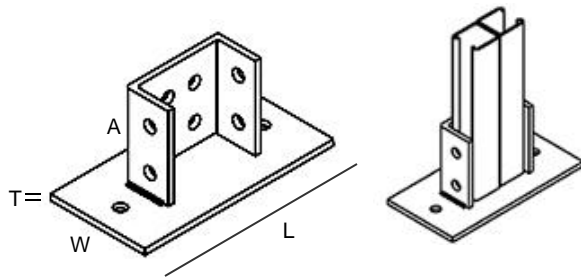
GE-CTBS



Part No	T	W	A	L	kg
GE-CTBS-1	5	100	40	140	0,76
GE-CTBS-2	5	100	89	160	1,11

HDG
 EG
 SS4
 SS6
 ESB
 APB

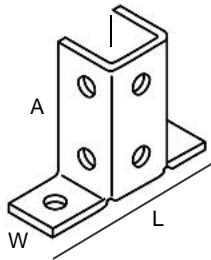
GE-CTBD



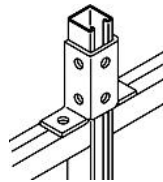
Part No	T	W	A	L	kg
GE-CTBD	5	100	100	200	1,50

HDG
 EG
 SS4
 SS6
 ESB
 APB

GE-CTIB



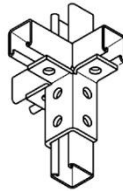
GE-CTIB-1



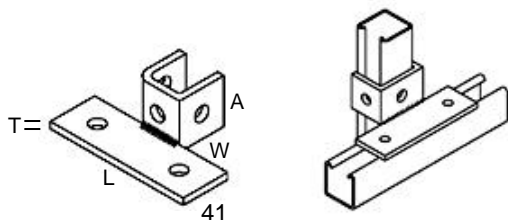
Part No	T	W	A	L	kg
GE-CTIB-1	5	41	98	137	0,60
GE-CTIB-2	5	41	98	137	0,70

HDG
 EG
 SS4
 SS6
 ESB
 APB

GE-CTIB-2



GE-CKBP

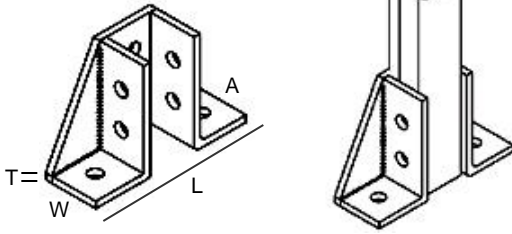


Part No	T	W	A	L	kg
GE-CKBP	5	47	41	126	0,45

HDG
 EG
 SS4
 SS6
 ESB
 APB

Material options: Stainless steel AISI 304 (L) (A2) / AISI 316 (L) (A4), ST-37-42 Mild Steel, Corten A, Pregalvanized steel, Aluminum
 Finish options : Hot Dip Galvanized to EN 1461, Electrogalvanized to TS 149, Electrostatic Paint Coated, Prime coated

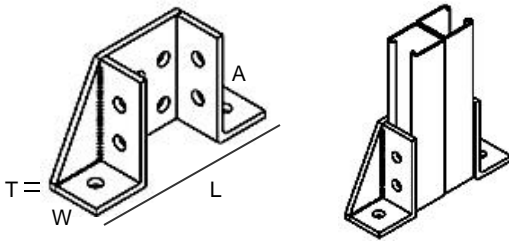
GE-CTDK



Part No	T	W	A	L	kg
GE-CTDK	5	48	120	146	1,10

HDG EG SS4 SS6 ESB APB

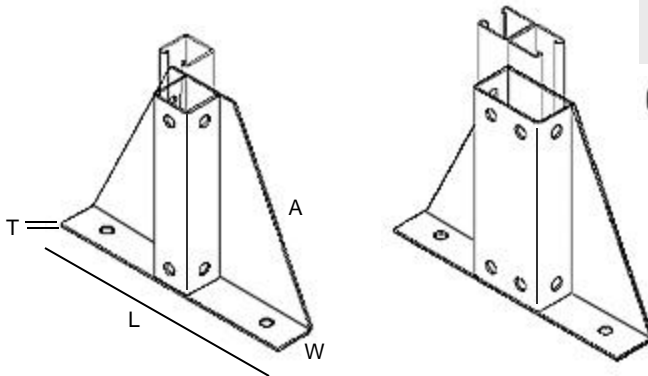
GE-CTBK



Part No	T	W	A	L	kg
GE-CTBK	5	48	120	187	1,20

HDG EG SS4 SS6 ESB APB

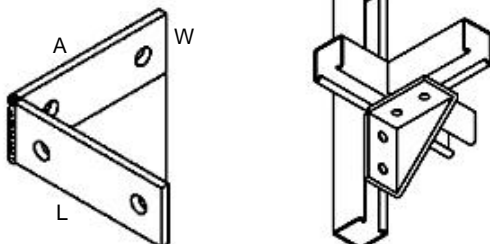
GE-CTTK



Part No	T	W	A	L	kg
GE-CTTK-1	3	49	200	300	1,10
GE-CTTK-2	3	49	200	300	1,70

HDG EG SS4 SS6 ESB APB

GE-CKKB

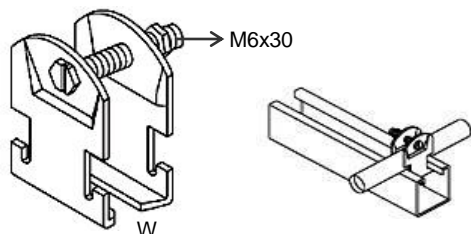


Part No	T	W	A	L	kg
GE-CKKB	5	42	102	102	0,52

HDG EG SS4 SS6 ESB APB

Material options: Stainless steel AISI 304 (L) (A2) / AISI 316 (L) (A4), ST-37-42 Mild Steel, Corten A, Pregalvanized steel, Aluminum
 Finish options : Hot Dip Galvanized to EN 1461, Electrogalvanized to TS 149, Electrostatic Paint Coated, Prime coated

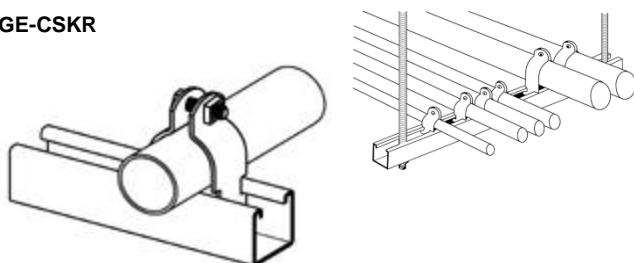
GE-CBTE



Part No	T	W	A	L	kg
GE-CBTE-1	1.5	1/2"	-	-	0.04
GE-CBTE-2	1.5	3/4"	-	-	0.05
GE-CBTE-3	1.5	1"	-	-	0.05

HDG EG SS4 SS6 ESB APB

GE-CSKR

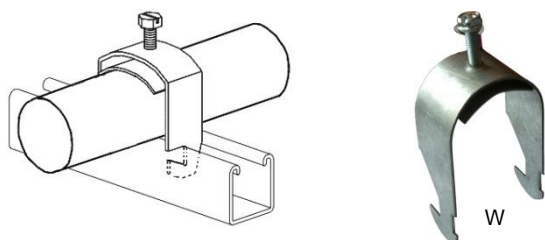


Part No	T	W	A	L	kg
GE-CSKR-1	1.5	1/2"	-	-	0.04
GE-CSKR-2	1.5	3/4"	-	-	0.05
GE-CSKR-3	1.5	1"	-	-	0.05
GE-CSKR-4	1.5	1 1/2"	-	-	0,06

HDG EG SS4 SS6 ESB APB

Other dimensions also available

GE-CSKS

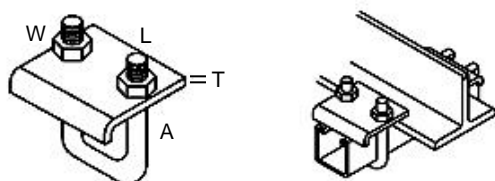


Part No	T	W	A	L	kg
GE-CSKS-1/2"	1.5	1/2"	-	-	0.04
GE-CSKS-3/4"	1.5	3/4"	-	-	0.05
GE-CSKS-1"	1.5	1"	-	-	0.05
GE-CSKS-1 1/2"	1.5	1 1/2"	-	-	0,06

HDG EG SS4 SS6 ESB APB

Other dimensions also available

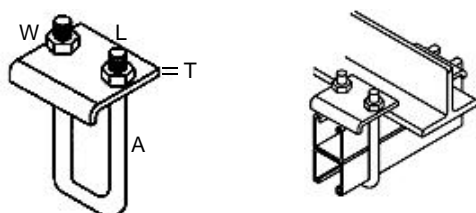
GE-CIBS



Part No	T	W	A	L	kg
GE-CIBS	5	60	90	75	0,35

HDG EG SS4 SS6 ESB APB

GE-CIBD

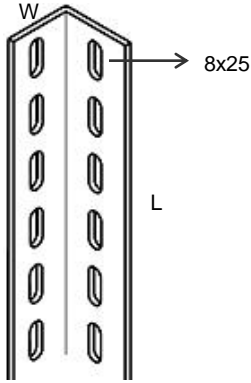


Part No	T	W	A	L	kg
GE-CIBD	5	60	125	75	0,38

HDG EG SS4 SS6 ESB APB

Material options: Stainless steel AISI 304 (L) (A2) / AISI 316 (L) (A4), ST-37-42 Mild Steel, Corten A, Pregalvanized steel, Aluminum
 Finish options : Hot Dip Galvanized to EN 1461, Electrogalvanized to TS 149, Electrostatic Paint Coated, Prime coated

GE-LS
 L channel
 L profil
 Профиль

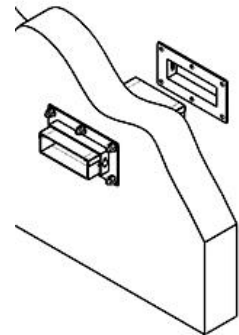
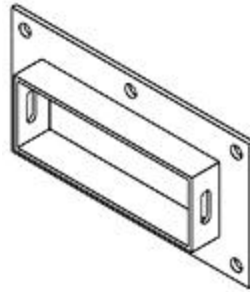
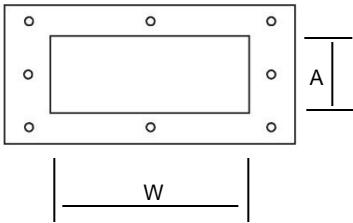


Part No	T	W	A	L	kg/m
GE-LS-1	2	30	30	2400	0,90
GE-LS-2	2	40	40	3000	1,20
GE-LS-3	3	30	30	3000	1,30
GE-LS-4	3	40	40	3000	1,80
GE-LS-5	4	30	30	3000	1,66
GE-LS-6	4	40	40	3000	2,30
GE-LS-7	3	50	50	2000	2,15

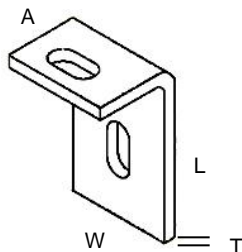
HDG	PG	EG	SS	AL	CU	ESB	APB
.

Other sizes available upon request.
 İstek üzerine diğer ölçülerde üretim yapılır.
 Другие размеры могут быть изготовлены на запросе.

GE-WFR
 Wall frame
 Duvardan geçiş menholü
 Стена кадр



GE-ITP L
 L fixing clamp
 L tespit elemanı
 L фиксация зажим



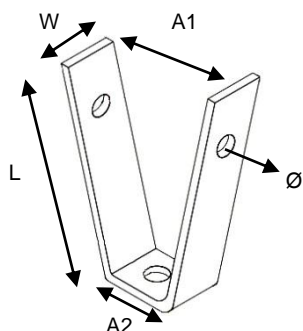
Part No	T	W	A	L	kg
GE-ITP L	5	45	35	70	0,17

HDG	EG	SS4	SS6	ESB	APB
-----	----	-----	-----	-----	-----

Material options: Stainless steel AISI 304 (L) (A2) / AISI 316 (L) (A4), ST-37-42 Mild Steel, Corten A, Pregalvanized steel, Aluminum
 Finish options : Hot Dip Galvanized to EN 1461, Electrogalvanized to TS 149, Electrostatic Paint Coated, Prime coated

GE-TRPZ

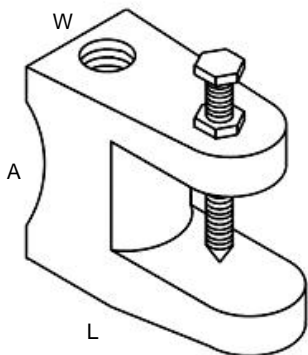
Trapeze clamp
 Trapez keleççesi
 Зажим для трапеции



Part No	W	A	A1	L	Ø	kg
-	-	-	-	-	-	-

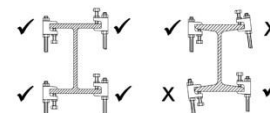
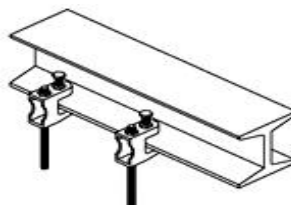
GE-CSC

Beam clamp
 Mengene
 Пучок зажим



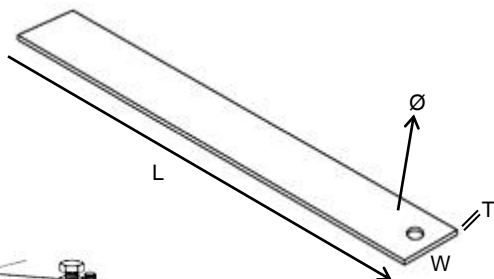
Part No	W	A	Ø	kg	SWL (kN)
GE-CSC-8	25	42	M8	0.18	2,5
GE-CSC-10	25	42	M10	0.18	2,5
GE-CSC-12	25	42	M12	0.18	2,5
GE-CSC-14	25	42	M14	0.18	2,5
GE-CSC-16	25	42	M16	0.18	2,5

HDG EG SS4



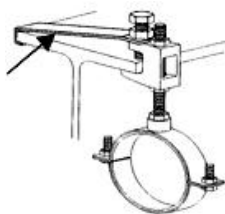
GE-CSCF

Safety strap
 Emniyet bandı
 Ремешок для армирования



Part No	T	W	L	Ø
GE-CSCF-8	3	25	350	M8
GE-CSCF-10	3	25	350	M10
GE-CSCF-12	3	25	350	M12
GE-CSCF-14	3	40	400	M14
GE-CSCF-16	3	40	400	M16

HDG PG EG SS4 SS6 ESB APB



Beam clamps can be secured with GE-CSCF safety straps.
 Beam clamps must be secured for installation of pipes larger than DN 65 to avoid slipping according to VdS-regulations.

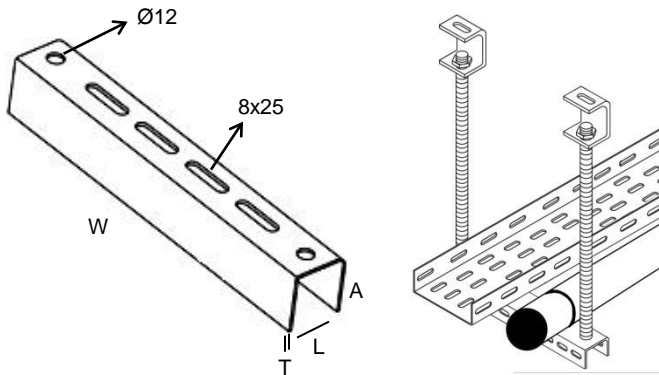
Material options: Stainless steel AISI 304 (L) (A2) / AISI 316 (L) (A4), ST-37-42 Mild Steel, Corten A, Pregalvanized steel, Aluminum
 Finish options : Hot Dip Galvanized to EN 1461, Electrogalvanized to TS 149, Electrostatic Paint Coated, Prime coated

GE-AE-5U

Tray suspension with rod, U

Tijle kanal taşıyıcı U

Поддержка для осуществления кабельного лотка



Part No	T	W	A	L	kg
GE-AE-5U-10	2,0	160	30	30	0,22
GE-AE-5U-16	2,0	220	30	30	0,30
GE-AE-5U-20	2,0	260	30	30	0,35
GE-AE-5U-26	2,0	320	30	30	0,43
GE-AE-5U-30	2,0	360	30	30	0,48
GE-AE-5U-40	2,5	460	35	35	0,88
GE-AE-5U-45	2,5	510	35	35	0,97
GE-AE-5U-50	2,5	560	35	35	1,06
GE-AE-5U-60	3,0	660	40	40	1,70

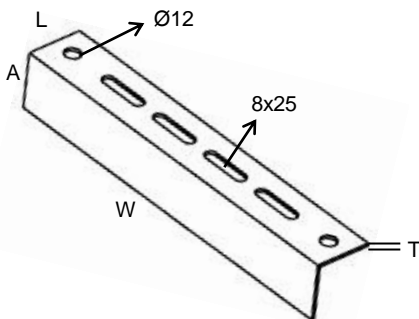
HDG PG EG SS4 SS6 ESB APB

GE-AE-5L

Tray suspension with rod, L

Tijle kanal taşıyıcı L

Поддержка для осуществления кабельного лотка



Part No	T	W	A	L	kg
GE-AE-5L-16	1,5	220	40	40	0,20
GE-AE-5L-20	1,5	260	40	40	0,25
GE-AE-5L-26	1,5	320	40	40	0,40
GE-AE-5L-30	2,0	360	50	50	0,57
GE-AE-5L-40	2,5	460	50	50	0,90
GE-AE-5L-45	2,5	510	50	50	1,00
GE-AE-5L-50	2,5	560	50	50	1,10
GE-AE-5L-60	3,0	660	50	50	1,58

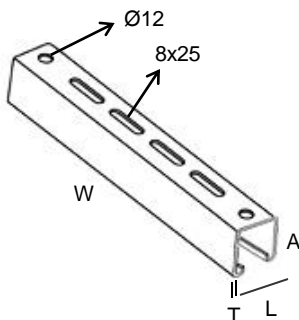
HDG PG EG SS4 SS6 ESB APB

GE-AE-5C

Tray suspension with rod, C

Tijle kanal taşıyıcı C

Поддержка для осуществления кабельного лотка



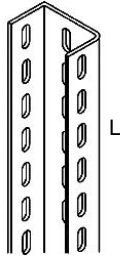
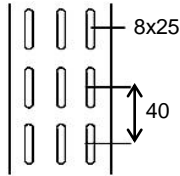
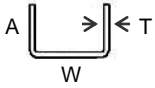
Part No	T	W	A	L	kg
GE-AE-5C-10	2,0	160	41	41	0,32
GE-AE-5C-16	2,0	220	41	41	0,44
GE-AE-5C-20	2,0	260	41	41	0,52
GE-AE-5C-26	2,0	320	41	41	0,64
GE-AE-5C-30	2,0	360	41	41	0,72
GE-AE-5C-40	2,0	460	41	41	0,92
GE-AE-5C-45	2,0	510	41	41	1,00
GE-AE-5C-50	2,0	560	41	41	1,12
GE-AE-5C-60	2,0	660	41	41	1,32

HDG PG EG SS4 SS6 ESB APB

Material options: Stainless steel AISI 304 (L) (A2) / AISI 316 (L) (A4), ST-37-42 Mild Steel, Corten A, Pregalvanized steel, Aluminum
Finish options : Hot Dip Galvanized to EN 1461, Electrogalvanized to TS 149, Electrostatic Paint Coated, Prime coated

GE-U

U channel
U profil
Профиль

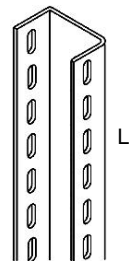
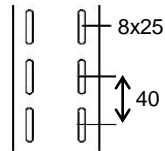
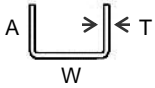


Part No	T	W	A	L	Kg/ad
GE-U-1	2	48	30	500	0,80
GE-U-2	2	48	30	1000	1,60
GE-U-3	2	48	30	1500	2,40
GE-U-4	2	48	30	2000	3,20
GE-U-5	2	48	30	3000	4,80
GE-U-6	2	56	40	500	1,00
GE-U-7	2	56	40	1000	2,00
GE-U-8	2	56	40	2000	4,00
GE-U-9	2	56	40	3000	6,00
GE-U-10	2	40	40	1000	1,80
GE-U-11	2	50	50	1000	2,27
GE-U-12	3	50	40	1000	2,83
GE-U-13	4	50	40	1000	3,65
GE-U-14	5	50	40	1000	4,40

HDG PG EG SS4 SS6 ESB APB

GE-UV

U channel
U profil
Профиль

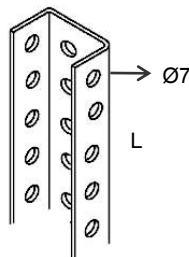
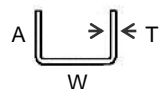


Part No	T	W	A	L	kg/m
GE-UV-1	3	30	30	2000	1,77
GE-UV-2	3	40	40	2000	2,33
GE-UV-3	4	40	40	2000	2,95
GE-UV-4	4	50	50	2000	3,85

HDG PG EG SS4 SS6 ESB APB

GE-UY

U channel
U profil
Профиль



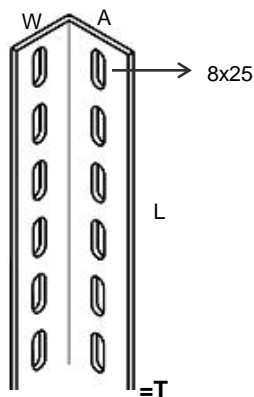
Part No	T	W	A	L	kg/m
GE-UY-1	2	40	40	3000	1,79
GE-UY-2	2	48	30	3000	1,60
GE-UY-3	2	56	40	3000	2,00
GE-UY-4	2	50	40	3000	2,44
GE-UY-5	3	35	35	3000	2,23
GE-UY-6	3	40	40	3000	2,59
GE-UY-7	3	50	40	3000	2,80
GE-UY-8	4	40	40	3000	3,33
GE-UY-9	5	50	50	3000	5,20

HDG PG EG SS4 SS6 ESB APB

Material options: Stainless steel AISI 304 (L) (A2) / AISI 316 (L) (A4), ST-37-42 Mild Steel, Corten A, Pregalvanized steel, Aluminum
 Finish options : Hot Dip Galvanized to EN 1461, Electrogalvanized to TS 149, Electrostatic Paint Coated, Prime coated

GE-LS

L channel
 L profil
 Профиль

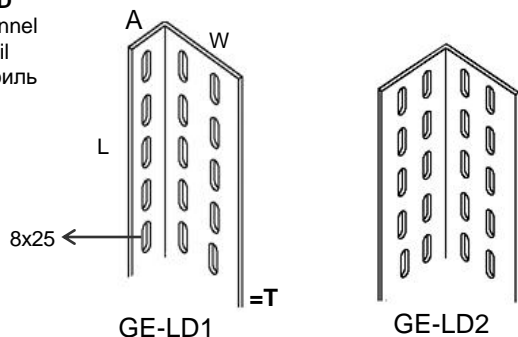


Part No	T	W	A	L	kg/m
GE-LS-1	2	30	30	2400	0,90
GE-LS-2	2	40	40	3000	1,20
GE-LS-3	3	30	30	3000	1,30
GE-LS-4	3	40	40	3000	1,80
GE-LS-5	4	30	30	3000	1,66
GE-LS-6	4	40	40	3000	2,30
GE-LS-7	3	50	50	2000	2,15

HDG PG EG SS4 SS6 ESB APB

GE-LD

L channel
 L profil
 Профиль

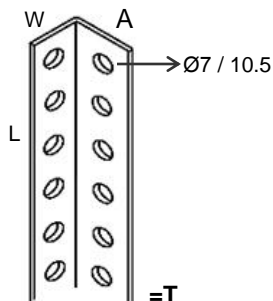


Part No	T	W	A	L	kg/m
GE-LD1-1	2	40	20	3000	0,90
GE-LD1-2	2,5	90	20	3000	2,10
GE-LD1-3	2,5	110	20	3000	2,50
GE-LD1-4	3	40	20	3000	1,30
GE-LD1-5	3	90	20	3000	2,50
GE-LD1-6	3	110	20	3000	2,98
GE-LD1-7	4	40	20	3000	1,66
GE-LD2-1	2	40	40	3000	1,20
GE-LD2-2	3	40	40	3000	1,78
GE-LD2-3	4	40	40	3000	2,30

HDG PG EG SS4 SS6 ESB APB

GE-LY

L channel
 L profil
 Профиль

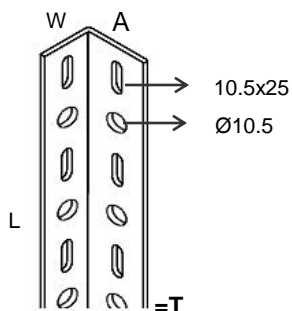


Part No	T	W	A	L	kg/m
GE-LY-1	2	30	30	3000	0,86
GE-LY-2	2	40	40	3000	1,20
GE-LY-3	2,5	40	40	3000	1,50
GE-LY-4	3	30	30	3000	1,30
GE-LY-5	3	40	40	3000	1,78
GE-LY-6	4	30	30	3000	1,66
GE-LY-7	4	40	40	3000	2,30

HDG PG EG SS4 SS6 ESB APB

GE-LK

L channel
 L profil
 Профиль

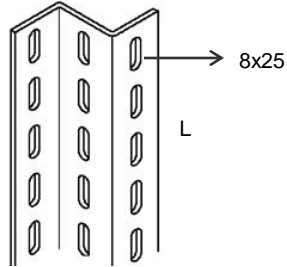
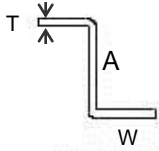


Part No	T	W	A	L	kg/m
GE-LK-1	2	30	30	3000	0,90
GE-LK-2	2	40	40	3000	1,20
GE-LK-3	2,5	30	30	3000	1,30
GE-LK-4	2,5	40	40	3000	1,50
GE-LK-5	3	30	30	3000	1,30
GE-LK-6	3	40	40	3000	1,78
GE-LK-7	4	40	40	3000	2,30
GE-LK-8	4	50	50	3000	2,95

HDG PG EG SS4 SS6 ESB APB

Material options: Stainless steel AISI 304 (L) (A2) / AISI 316 (L) (A4), ST-37-42 Mild Steel, Corten A, Pregalvanized steel, Aluminum
 Finish options : Hot Dip Galvanized to EN 1461, Electrogalvanized to TS 149, Electrostatic Paint Coated, Prime coated

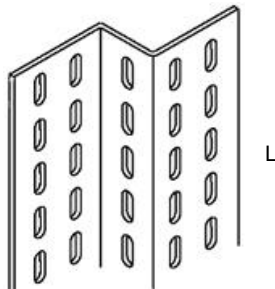
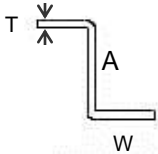
GE-Z
 Z profile
 Z profil
 Профиль



Part No	T	W	A	L	kg/m
GE-Z-1	2	20	30	3000	1,00
GE-Z-2	2	20	40	3000	1,15
GE-Z-3	2	30	40	3000	1,45
GE-Z-4	3	25	40	3000	1,90
GE-Z-5	4	25	40	3000	2,40

HDG PG EG SS4 SS6 ESB APB

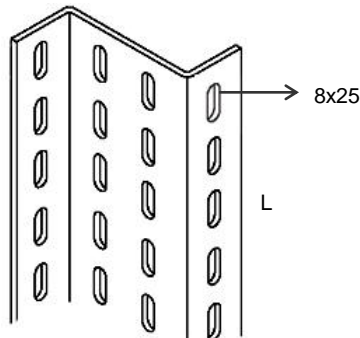
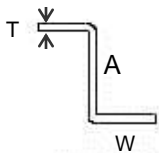
GE-Z
 Z profile
 Z profil
 Профиль



Part No	T	W	A	L	kg/m
GE-Z-6	2	40	30	3000	1,65
GE-Z-7	2	40	40	3000	1,80
GE-Z-8	3	40	40	3000	2,60
GE-Z-9	4	40	40	3000	3,35

HDG PG EG SS4 SS6 ESB APB


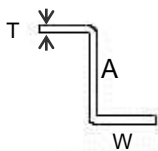
GE-Z
 Z profile
 Z profil
 Профиль



Part No	T	W	A	L	kg/m
GE-Z-10	2	20	40	3000	1,15
GE-Z-11	2	20	60	3000	1,50
GE-Z-12	3	25	40	3000	1,90
GE-Z-13	3	25	60	3000	2,35
GE-Z-14	4	25	40	3000	2,40
GE-Z-15	4	25	60	3000	3,00

HDG PG EG SS4 SS6 ESB APB

GE-Z
 Z profile
 Z profil
 Профиль



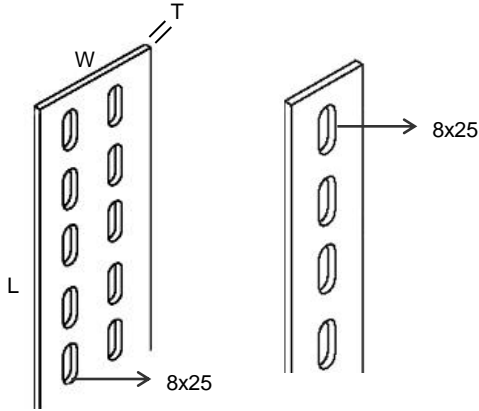
Part No	T	W	A	L	kg/m
GE-Z-16	2	40	40	3000	1,90
GE-Z-17	2	40	60	3000	2,25
GE-Z-18	3	40	40	3000	2,90
GE-Z-19	3	40	60	3000	3,40
GE-Z-20	4	40	40	3000	3,85
GE-Z-21	4	40	60	3000	4,50

HDG PG EG SS4 SS6 ESB APB

Material options: Stainless steel AISI 304 (L) (A2) / AISI 316 (L) (A4), ST-37-42 Mild Steel, Corten A, Pregalvanized steel, Aluminum
 Finish options : Hot Dip Galvanized to EN 1461, Electrogalvanized to TS 149, Electrostatic Paint Coated, Prime coated

GE-SL

Perforated flat bar
 Delikli düz lama
 Плоский профиль

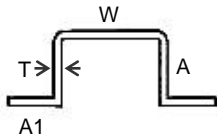


Part No	T	W	L	kg/m
GE-SL-1	2	25	3000	0,40
GE-SL-2	2	40	3000	0,65
GE-SL-3	2	60	3000	0,95
GE-SL-4	3	40	3000	0,95
GE-SL-5	3	60	3000	1,45
GE-SL-6	4	40	3000	1,30
GE-SL-7	4	60	3000	1,90

HDG
 PG
 EG
 SS4
 SS6
 ESB
 APB

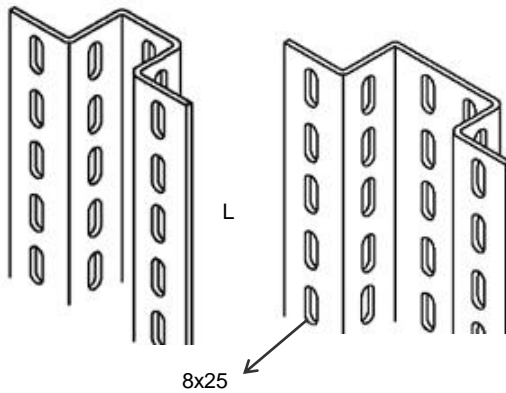
GE-OM

Omega profile
 Omega profil
 Профиль



Part No	T	W	A	A ₁	L	kg/m
GE-OM-01	2	30	20	20	3000	1,50
GE-OM-02	2	40	30	20	3000	2,00
GE-OM-03	2	40	40	25	3000	2,47
GE-OM-04	3	40	40	25	3000	3,50
GE-OM-05	4	40	40	25	3000	4,40

HDG
 PG
 EG
 SS4
 SS6
 ESB
 APB

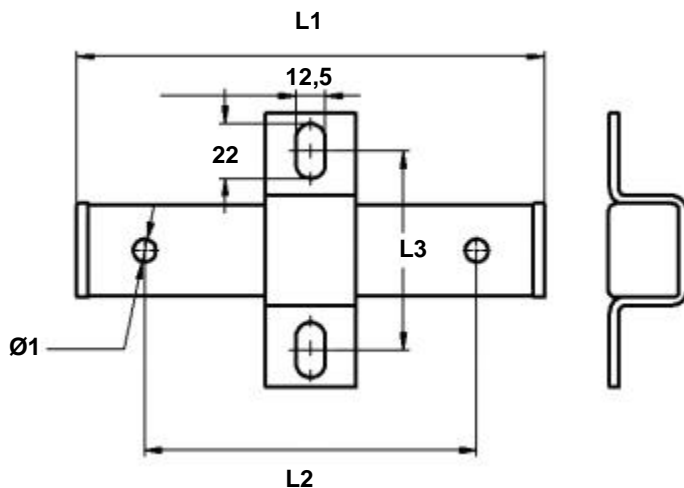
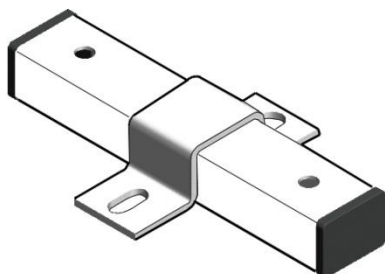


Material options: Stainless steel AISI 304 (L) (A2) / AISI 316 (L) (A4), ST-37-42 Mild Steel, Corten A, Pregalvanized steel, Aluminum
 Finish options : Hot Dip Galvanized to EN 1461, Electrogalvanized to TS 149, Electrostatic Paint Coated, Prime coated

GE-KYMS

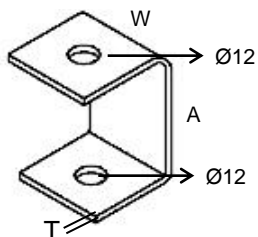
Kayar mesnet
 Slide guide for pipes
 Скользящая опора

Part No	Size	L1	Ø1	L2	L3	SWL
GE-KYMS-1	30x40x2	200	12,5	155	95	1.3 kN
GE-KYMS-2	30x40x2	250	16,5	155	95	1.3 kN
GE-KYMS-3	50x50x3	250	16,5	130	125	1.4 kN



GE-AE-2

Ceiling fixing unit
 Tij tipi tavan tespit
 Потолочная консоль

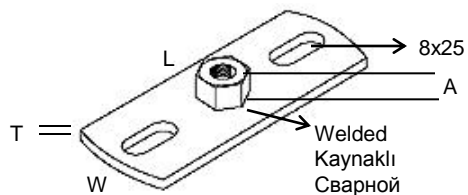


Part No	T	W	A	L	kg
GE-AE-2-1	3,0	40	60	40	0,13

HDG PG EG SS4 SS6 ESB APB

GE-AET

Ceiling bracket for rod
 Tij için tavan konsolu
 Потолочная консоль



Part No	T	W	A	L	kg
GE-AET-1	3,0	40	13	60	0,07

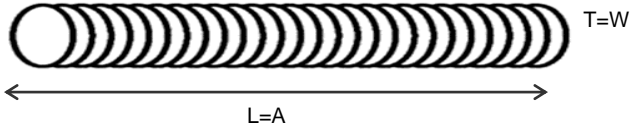
EG SS4 SS6



Material options: Stainless steel AISI 304 (L) (A2) / AISI 316 (L) (A4), ST-37-42 Mild Steel, Corten A, Pregalvanized steel, Aluminum
Finish options : Hot Dip Galvanized to EN 1461, Electrogalvanized to TS 149, Electrostatic Paint Coated, Prime coated

GE-KAT

Tij
Thread rod
Гихон



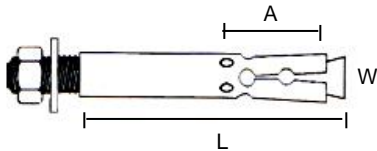
Part No	T	W	A	L	kg
GE-KAT 01	8	8	200	200	0,06
GE-KAT 02	8	8	500	500	0,15
GE-KAT 03	8	8	1000	1000	0,30
GE-KAT-04	8	8	2000	2000	0,60
GE-KAT 05	10	10	1000	1000	0,48
GE-KAT-06	10	10	3000	3000	1,45
GE-KAT 07	12	12	1000	1000	0,70
GE-KAT-08	12	12	3000	3000	2,10
GE-KAT-09	14	14	1000	1000	0,90
GE-KAT-10	14	14	3000	3000	2,70

EG SS4 SS6

Size	SWL
M8	2,25 kN/m
M10	3,30 kN/m
M12	4,80 kN/m
M14	6,84 kN/m
M16	9,15 kN/m
M18	11,50 kN/m
M20	14,40 kN/m

GE-GCD

Gömelekli çelik dübel
Sleeve anchor
Монтажные болты (дюбели)

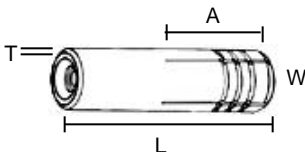


Part No	T	W	A	L	Max. Perm. load (kN)	Bending Moment	kg
GE-GCD-1	1	8	30	55	2	5,2	0,050
GE-GCD-2	1	8	40	75	2	5,2	0,060
GE-GCD-3	1	10	40	90	3	12,8	0,085
GE-GCD-4	1	10	40	110	3	12,8	0,103
GE-GCD-5	1,2	12	40	90	5	25,5	0,115
GE-GCD-6	1,2	12	40	110	5	25,5	0,135

EG SS4 SS6

GE-CCD

Kovanlı çelik dübel
Shell bolt
Монтажные болты (дюбели)



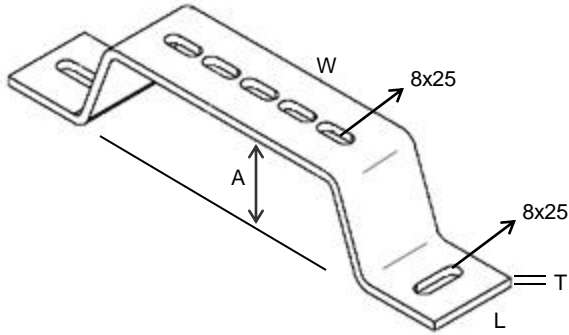
Part No	T	W	A	L	Max. Perm. load (kN)	Bending Moment	kg
GE-CCD 01	2,5	8	30	50	1,8	6	0,113
GE-CCD 02	2,5	10	30	50	3,5	12	0,125
GE-CCD 03	3,0	12	30	50	5,0	15	0,150

EG SS4 SS6

Material options: Stainless steel AISI 304 (L) (A2) / AISI 316 (L) (A4), ST-37-42 Mild Steel, Corten A, Pregalvanized steel, Aluminum
Finish options : Hot Dip Galvanized to EN 1461, Electrogalvanized to TS 149, Electrostatic Paint Coated, Prime coated

GE-ZTK

Zemine tespit elemanı (Yükseltici)
Floor stand
Этаж кронштейн

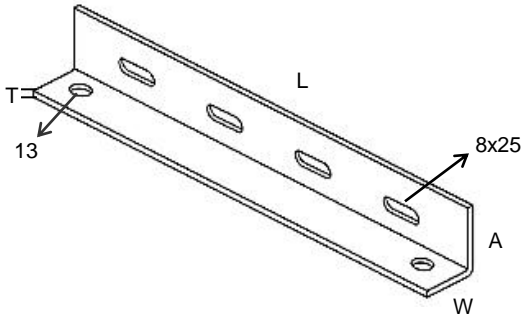


Part No	T	W	A	L	kg
GE-ZTK-1	2	100	40	40	0,17
GE-ZTK-2	2	150	40	40	0,20
GE-ZTK-3	2	200	40	40	0,23
GE-ZTK-4	2	225	40	40	0,25
GE-ZTK-5	2	250	40	40	0,26
GE-ZTK-6	3	300	40	50	0,55
GE-ZTK-7	3	400	40	50	0,67
GE-ZTK-8	3	450	40	50	0,73
GE-ZTK-9	3	500	40	50	0,79
GE-ZTK-10	3	600	40	50	0,91
GE-ZTK-11	3	750	40	50	1,10
GE-ZTK-12	3	900	40	50	1,27

HDG PG EG SS4 SS6 ESB APB

GE-BSU

Kiriş montaj elemanı
Beam suspension bracket
Потолочная консоль

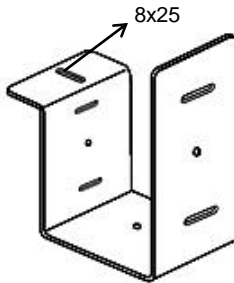


Part No	T	W	A	L	kg
GE-BSU-1	2	40	40	220	0.27
GE-BSU-2	2	40	40	260	0.33
GE-BSU-3	2	40	40	320	0.40
GE-BSU-4	2	40	40	360	0.45
GE-BSU-5	3	40	40	460	0.56
GE-BSU-6	3	40	40	560	0.70
GE-BSU-7	3	40	40	660	0.80

HDG PG EG SS4 SS6 ESB APB

GE-CAM

Camera mounting bracket
Kamera montaj konsolu
Кронштейн для крепления камеры



Manufactured to custom dimensions as per customer requirements.

Ölçüler müşteri ihtiyaçlarına göre belirlenir.

Размеры определяются в соответствии с просьбами заказчика.

HDG EG SS4 SS6 ESB APB

Material options: Stainless steel AISI 304 (L) (A2) / AISI 316 (L) (A4), ST-37-42 Mild Steel, Corten A, Pregalvanized steel, Aluminum
 Finish options : Hot Dip Galvanized to EN 1461, Electrogalvanized to TS 149, Electrostatic Paint Coated, Prime coated

GE-BKC

Pipe clamp

Boru kelepçesi

Трубные зажимы



Part No	T	W	A	L	Nut	Bolt	SWL	kg
GE-BKC¾	1,5	14-18	20	58,5	8	M5x15	200	0,052
GE-BKC½	1,5	20-24	20	62,5	8	M5x15	200	0,056
GE-BKC¾	1,5	25-30	20	68,5	8	M5x15	200	0,060
GE-BKC1	1,5	32-38	20	76	8	M6x20	200	0,070
GE-BKC1¼	1,5	39-46	20	91,5	8	M6x20	200	0,087
GE-BKC1½	1,5	48-52	20	99	8	M6x20	200	0,096
GE-BKC2	1,5	59-66	20	112	8	M8x25	250	0,110
GE-BKC2½	2	74-80	25	134	10	M8x25	250	0,210
GE-BKC3	2	86-94	25	146,5	10	M8x25	250	0,230
GE-BKC4	2	108-116	25	173	10	M8x25	250	0,310
GE-BKC5	2,5	134-143	25	199	12	M8x25	600	0,360
GE-BKC6	2,5	162-170	25	227	12	M8x25	600	0,400
GE-BKC8	2,5	216-222	25	281	12	M8x25	600	0,530

GE-TRK

Pipe clamp

Boru kelepçesi

Трубные зажимы



Part No	T	W	ØxL	A	kg
GE-TRK-1	0,8	12-15	M6x15	20	0,06
GE-TRK-2	0,8	16-19	M6x15	20	0,06
GE-TRK-3	0,8	21-23	M6x15	20	0,07
GE-TRK-4	0,8	26-28	M6x15	20	0,08
GE-TRK-5	0,8	32-35	M6x15	20	0,09
GE-TRK-6	1,0	40-43	M6x15	20	0,11
GE-TRK-7	1,0	44-49	M6x15	20	0,11

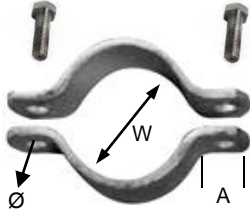
Material options: Stainless steel AISI 304 (L) (A2) / AISI 316 (L) (A4), ST-37-42 Mild Steel, Corten A, Pregalvanized steel, Aluminum
 Finish options : Hot Dip Galvanized to EN 1461, Electrogalvanized to TS 149, Electrostatic Paint Coated, Prime coated

GE-BDK

Pipe clamp

Boru kelepçesi

Трубные зажимы

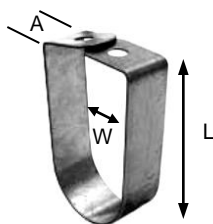


Part No	T	W	A	Ø	kg
GE-BDK-1	5	20	30	M10	0,16
GE-BDK-2	5	21,3	30	M10	0,16
GE-BDK-3	5	25	30	M10	0,17
GE-BDK-4	5	26,9	30	M10	0,18
GE-BDK-5	5	30	30	M10	0,19
GE-BDK-6	5	33,7	30	M10	0,20
GE-BDK-7	5	38	30	M10	0,21
GE-BDK-8	5	42,4	30	M10	0,23
GE-BDK-9	5	44,5	30	M10	0,25
GE-BDK-10	5	48,3	30	M10	0,26
GE-BDK-11	6	54	40	M10	0,51
GE-BDK-12	6	57	40	M10	0,53
GE-BDK-13	6	60,3	40	M10	0,56
GE-BDK-14	6	70	40	M10	0,60
GE-BDK-15	6	76,1	40	M10	0,64
GE-BDK-16	6	82	40	M10	0,62
GE-BDK-17	6	88,9	40	M10	0,73
GE-BDK-18	6	95	40	M10	0,95
GE-BDK-19	6	102	40	M10	1,48
GE-BDK-20	8	108	50	M12	1,52
GE-BDK-21	8	114,3	50	M12	1,59
GE-BDK-22	8	121	50	M12	1,65
GE-BDK-23	8	133	50	M12	1,71
GE-BDK-24	8	139,7	50	M12	1,81
GE-BDK-25	8	154	50	M12	1,90
GE-BDK-26	8	159	50	M12	1,95
GE-BDK-27	8	168,3	50	M12	1,99
GE-BDK-28	8	180	50	M12	2,15
GE-BDK-29	8	194	50	M12	2,35
GE-BDK-30	8	219,1	50	M12	2,61
GE-BDK-31	8	225	50	M12	2,75
GE-BDK-32	8	245	60	M12	3,44
GE-BDK-33	8	267	60	M12	3,72
GE-BDK-34	8	273	60	M12	3,75
GE-BDK-35	8	280	60	M12	4,00
GE-BDK-36	8	299	60	M12	4,10
GE-BDK-37	8	315	60	M12	4,30
GE-BDK-38	8	323,9	60	M12	4,52
GE-BDK-39	8	355,6	60	M12	4,78
GE-BDK-40	8	368,3	60	M12	4,95

Material options: Stainless steel AISI 304 (L) (A2) / AISI 316 (L) (A4), ST-37-42 Mild Steel, Corten A, Pregalvanized steel, Aluminum
 Finish options : Hot Dip Galvanized to EN 1461, Electrogalvanized to TS 149, Electrostatic Paint Coated, Prime coated

GE-SPL

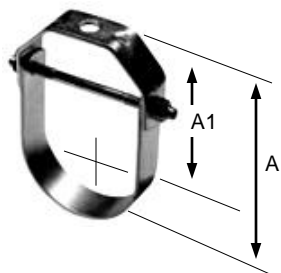
Sprinkler clamp
 Sprinkler kelepçesi
 Трубные зажимы



Part No	T	W	A	L	Ø	SWL (kN)	Kg
GE-SPL¾	1,5	30	25	71	10,5	1,5	0,066
GE-SPL1	1,5	36	25	83	10,5	1,5	0,075
GE-SPL1¼	1,5	46	25	95	10,5	1,5	0,088
GE-SPL1½	1,5	52	25	103	10,5	1,5	0,094
GE-SPL2	1,5	66	25	118	10,5	1,5	0,106
GE-SPL2½	2,5	78	25	142	10,5	3,9	0,208
GE-SPL3	2,5	92	25	166	10,5	3,9	0,236
GE-SPL4	2,5	116	25	209	10,5	3,9	0,284
GE-SPL5	3	142	25	249	13	7,5	0,400
GE-SPL6	3	170	25	284	13	7,5	0,456
GE-SPL8	3	222	25	376	16	13	0,966
GE-SPL10	3	275	25	495	16	13	1,230

GE-BYB

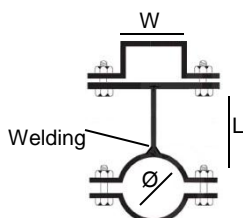
Pipe clamp
 Boru kelepçesi
 Трубные зажимы



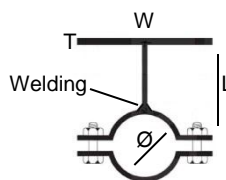
Part No	A	A1	SWL	kg
GE-BYB-1	133	95	51	0,50
GE-BYB-2	152	101,6	51	0,56
GE-BYB-3	197	137	63	0,78
GE-BYB-4	248	173	63	1,00
GE-BYB-5	298	210	86	1,39
GE-BYB-6	356	341	90	2,18

GE-BFK

Pipe clamp, heavy duty
 Boru kelepçesi, ağır hizmet,
 ТРУБНЫЕ ЗАЖИМЫ, большой грузоподъемности



BRACKET SUSPENSION, TYPE A



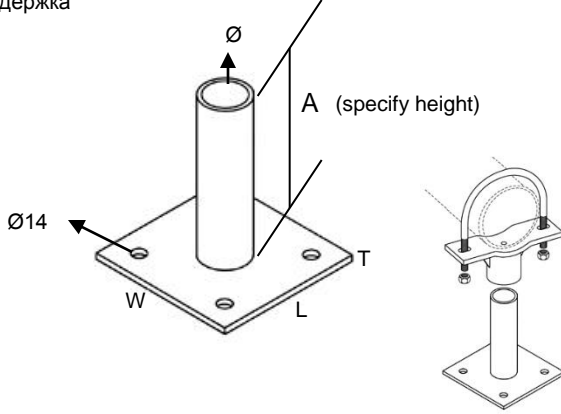
BRACKET SUSPENSION, TYPE B



Material options: Stainless steel AISI 304 (L) (A2) / AISI 316 (L) (A4), ST-37-42 Mild Steel, Corten A, Pregalvanized steel, Aluminum
Finish options : Hot Dip Galvanized to EN 1461, Electrogalvanized to TS 149, Electrostatic Paint Coated, Prime coated

GE-PBS

Base stand (for pipe support)
Taban ayağı (boru destek için)
Поддержка



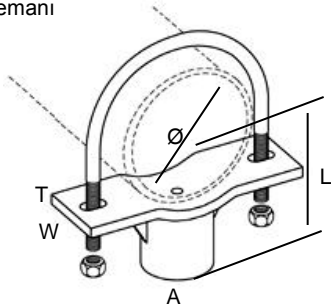
Part No	T	W	A	L	Ø
GE-PBS-1	6	150	V	150	20
GE-PBS-2	6	150	V	150	25
GE-PBS-3	6	150	V	150	32
GE-PBS-4	6	150	V	150	40
GE-PBS-5	6	150	V	150	50
GE-PBS-6	10	200	V	200	65
GE-PBS-7	10	200	V	200	65
GE-PBS-8	10	200	V	200	65
GE-PBS-9	10	300	V	300	65
GE-PBS-10	12	450	V	450	100

EG SS4 SS6

V: Variable

GE-PBST

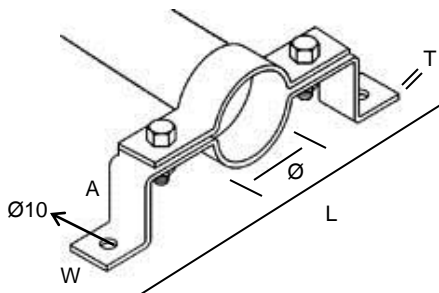
Pipe saddle support
Boru destek elemanı
Поддержка



Part No	T	W	A	L	Ø
GE-PBST-1	6	80	40	100	65
GE-PBST-2	6	80	40	105	80
GE-PBST-3	10	90	50	120	100
GE-PBST-4	10	90	50	135	125
GE-PBST-5	10	90	50	176	150

GE-PSBP

Pipe support base
Boru tabandan destek elemanı
Поддержка



Part No	T	W	A	L	Ø
GE-PSBP-1	5	30	35	160	50
GE-PSBP-2	5	30	55	190	75
GE-PSBP-3	5	30	70	210	100
GE-PSBP-4	5	30	90	240	125

Material options: Stainless steel AISI 304 (L) (A2) / AISI 316 (L) (A4), ST-37-42 Mild Steel, Corten A, Pregalvanized steel, Aluminum
 Finish options : Hot Dip Galvanized to EN 1461, Electrogalvanized to TS 149, Electrostatic Paint Coated, Prime coated

GE-UBO

U bolt
 U bolt
 У болтов

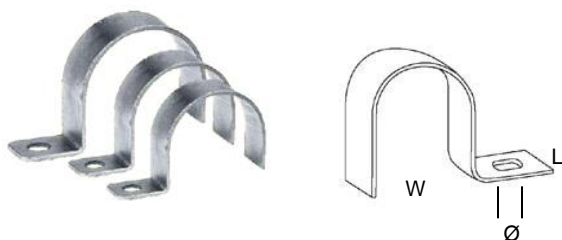


Part No	T	W	A	L	kg
GE-UBO½	6	24	30	50	0,049
GE-UBO¾	6	30	30	60	0,052
GE-UBO1	8	36	30	70	0,054
GE-UBO1¼	8	46	40	80	0,063
GE-UBO1½	8	52	50	90	0,069
GE-UBO2	10	64	50	100	0,137
GE-UBO2½	10	78	50	120	0,160
GE-UBO3	12	94	60	140	0,270
GE-UBO3½	12	106	65	150	0,280
GE-UBO4	12	118	65	160	0,330
GE-UBO5	12	146	65	200	0,400

EG SS4 SS6

GE-TKBK

Pipe clamp
 Boru kelepçesi
 Трубные зажимы




Part No	T	L	W	Ø	kg
GE-TKBK-1	2	25	½"	9	0,02
GE-TKBK-2	2	25	¾"	9	0,03
GE-TKBK-3	2	25	1"	9	0,05
GE-TKBK-4	2	25	1 ¼"	9	0,06
GE-TKBK-5	2	25	1 ½"	9	0,07
GE-TKBK-6	3	30	2"	9	0,09
GE-TKBK-7	3	30	2 ½"	9	0,10
GE-TKBK-8	3	30	3"	9	0,11
GE-TKBK-9	3	30	4"	9	0,12

HDG EG SS4 SS6

GE-CKBK

Pipe clamp
 Boru kelepçesi
 Трубные зажимы



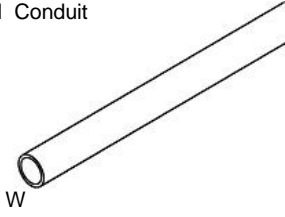
Part No	T	L	W	Ø	kg
GE-CKBK-1	2	25	½"	9	0,03
GE-CKBK-2	2	25	¾"	9	0,04
GE-CKBK-3	2	25	1"	9	0,05
GE-CKBK-4	2	25	1 ¼"	9	0,06
GE-CKBK-5	2	25	1 ½"	9	0,07
GE-CKBK-6	3	30	2"	9	0,09
GE-CKBK-7	3	30	2 ½"	9	0,11
GE-CKBK-8	3	30	3"	9	0,13
GE-CKBK-9	3	30	4"	9	0,17

HDG EG SS4 SS6

Material options: Stainless steel AISI 304 (L) (A2) / AISI 316 (L) (A4), ST-37-42 Mild Steel, Corten A, Pregalvanized steel, Aluminum
Finish options : Hot Dip Galvanized to EN 1461, Electrogalvanized to TS 149, Electrostatic Paint Coated, Prime coated

GE-BO

Galvanizli Çelik Boru
Galvanized Steel Conduit
Труба

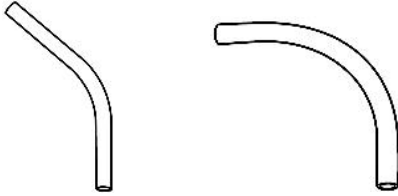


Part No	T	W	L	Kg/m
GE-BO-1	1,5	25	3000	1,00
GE-BO-2	1.5	42	3000	4.60

HDG EG SS4 SS6

GE-BOD

Boru dönüş
Conduit bend
Труба

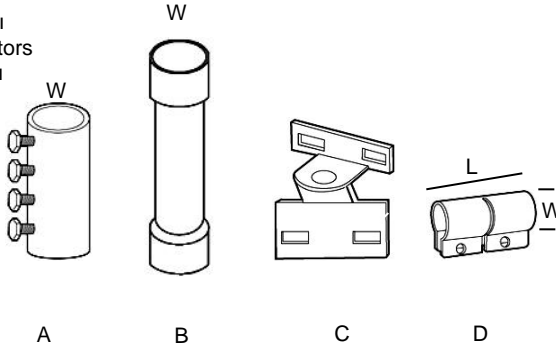


PVC cap
PVC başlık

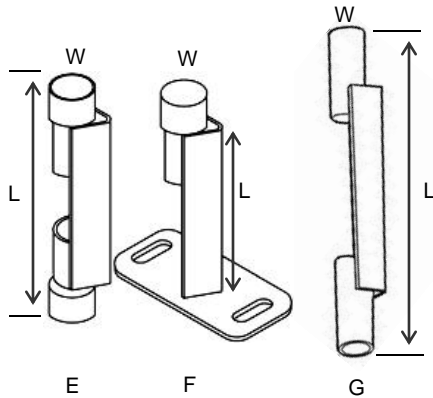
Part No	T	W	°	Kg
GE-BOD-1	1	25	90	0.30
GE-BOD-2	1.5	42	90	0.90
GE-BOD-3	1	25	45	0.30
GE-BOD-4	1.5	42	45	0.90

GE-BBP

Boru bağlantıları
Conduit connectors
Труба разъемы



Part No	T	W	L	kg
GE-BBP-D	1.5	30	80	1.00
GE-BBP-A	2	48	120	2.00
GE-BBP-C-1	2	42	80	0.12
GE-BBP-C-2	2	40	100	0.16
GE-BBP-B-1	1	25	120	0.30
GE-BBP-B-2	1.5	42	120	1.10
GE-BBP-E-1	1	30	250	0.25
GE-BBP-E-2	1.5	50	330	0.45
GE-BBP-F-1	1	30	200	0.36
GE-BBP-F-2	1.5	50	250	0.55
GE-BBP-G-1	1	30	250	0.25
GE-BBP-G-2	1.5	50	330	0.45
GE-BBP-H-1	2	-	-	-



U.L. LISTED CONDUITS

U.L. ONAYLI BORULAR

Трубы из оцинкованной стали



GE-BO-EMT

EMT Galvanized Steel Conduit, non-threaded

EMT Galvanizli Çelik Boru, dişsiz

Оцинкованные стальные трубы, беспотоковая



U.L. Listed

Conforms to NEC regulations.

Part No	Size (")	Size (mm)	Kg	Ø (mm)	T (mm)	Pack
GE-BO-EMT-050	½"	16	1,36	17,90	1,07	10
GE-BO-EMT-075	¾"	21	2,09	23,40	1,25	10
GE-BO-EMT-100	1"	27	3,04	29,40	1,45	5
GE-BO-EMT-125	1 ¼"	35	4,58	38,40	1,65	5
GE-BO-EMT-150	1 ½"	41	5,26	44,20	1,65	1
GE-BO-EMT-200	2"	53	6,71	55,80	1,65	1
GE-BO-EMT-250	2 ½"	63	9,80	73,00	1,83	1
GE-BO-EMT-300	3"	78	11,93	88,90	1,83	1
GE-BO-EMT-350	3 ½"	91	15,83	101,60	2,11	1
GE-BO-EMT-400	4"	103	17,82	114,30	2,11	1

L: 3,05m (10 feet)


- IDEAL FOR USE IN BUILDINGS, HOTELS, MALLS.
- HIGH RESISTIVITY AGAINST FIRE AND HEAT

GE-BO-IMC

IMC Galvanized Steel Conduit, threaded

IMC Galvanizli Çelik Boru, dişli

Трубы из оцинкованной стали, резьбовые



U.L. Listed


Conforms to NEC regulations.

Part No	Size (")	Size (mm)	Kg	Ø (mm)	T (mm)	Pack
GE-BO-IMC-050	½"	16	2,81	20,70	1,80	10
GE-BO-IMC-075	¾"	21	3,81	26,10	1,90	5
GE-BO-IMC-100	1"	27	5,40	32,80	2,20	5
GE-BO-IMC-125	1 ¼"	35	7,17	41,60	2,20	1
GE-BO-IMC-150	1 ½"	41	8,80	47,80	2,30	1
GE-BO-IMC-200	2"	53	11,61	59,90	2,40	1
GE-BO-IMC-250	2 ½"	63	20,00	72,60	3,50	1
GE-BO-IMC-300	3"	78	24,63	88,30	3,50	1
GE-BO-IMC-350	3 ½"	91	28,53	100,90	3,50	1
GE-BO-IMC-400	4"	103	31,75	113,40	3,50	1
GE-BO-RSC-500	5"	129	63,49	141,30	6,20	1
GE-BO-RSC-600	6"	155	83,45	168,30	6,80	1

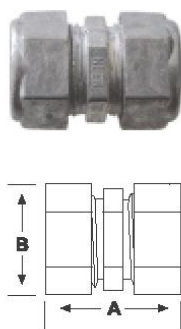
- IDEAL FOR USE IN REFINERIES, OIL & GAS SITES
- HIGH RESISTIVITY AGAINST FIRE AND HEAT

Material options: Stainless steel AISI 304 (L) (A2) / AISI 316 (L) (A4), ST-37-42 Mild Steel, Corten A, Pregalvanized steel, Aluminum
Finish options : Hot Dip Galvanized to EN 1461, Electrogalvanized to TS 149, Electrostatic Paint Coated, Prime coated

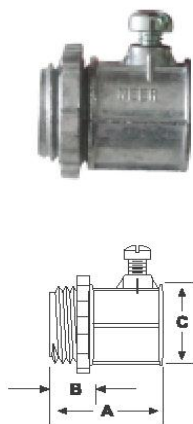
GE-TC (511 – 520)
Zinc Set Screw Couplings
Vidalı Muf
Труба объединяющей



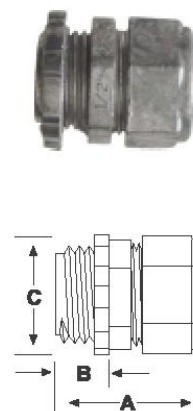
GE-TC (611 – 620)
Compression Couplings
Sıkmalı Muf
Труба объединяющей



GE-TC (501 - 510)
Zinc Set Screw Connectors
Sıkmalı Rakor
Труба объединяющей



GE-TC (601 - 610)
Compression Connectors
Sıkmalı Rakor
Труба объединяющей



Part No	Size (")	A (")	B (")
GE-TC-511	½"	1,02	1,57
GE-TC-512	¾"	1,28	1,94
GE-TC-513	1"	1,53	2,27
GE-TC-514	1 ¼"	1,99	2,63
GE-TC-515	1 ½"	2,23	2,94
GE-TC-516	2"	2,69	3,5
GE-TC-517	2 ½"	3,26	4,01
GE-TC-518	3"	3,9	4,51
GE-TC-519	3 ½"	4,46	5,00
GE-TC-520	4"	4,97	5,26
GE-TC-611	½"	1,02	0,95
GE-TC-612	¾"	1,66	1,26
GE-TC-613	1"	2,02	1,50
GE-TC-614	1 ¼"	2,18	1,92
GE-TC-615	1 ½"	3,10	2,25
GE-TC-616	2"	3,06	2,75
GE-TC-617	2 ½"	3,63	3,27
GE-TC-618	3"	3,52	3,89
GE-TC-619	3 ½"	3,77	4,40
GE-TC-620	4"	4,06	4,89

Part No	Size (")	A (")	B (")	C (")
GE-TC-501	½"	1,12	0,37	1,04
GE-TC-502	¾"	1,37	0,37	1,27
GE-TC-503	1"	1,49	0,49	1,54
GE-TC-504	1 ¼"	1,97	0,59	1,97
GE-TC-505	1 ½"	2,26	0,74	2,24
GE-TC-506	2"	2,50	0,74	2,67
GE-TC-507	2 ½"	3,10	1,07	3,27
GE-TC-508	3"	3,31	1,60	3,91
GE-TC-509	3 ½"	3,56	1,03	4,51
GE-TC-510	4"	3,76	1,11	4,97
GE-TC-601	½"	1,27	0,42	1,95
GE-TC-602	¾"	1,25	0,42	1,23
GE-TC-603	1"	1,59	0,54	1,49
GE-TC-604	1 ¼"	1,63	0,58	1,93
GE-TC-605	1 ½"	2,30	0,74	2,25
GE-TC-606	2"	2,43	0,74	2,75
GE-TC-607	2 ½"	2,86	0,99	3,29
GE-TC-608	3"	2,90	1,01	3,89
GE-TC-609	3 ½"	2,95	1,10	4,39
GE-TC-610	4"	2,73	1,00	4,95

Instrumentation stands and pipe supports

Instrumentation stands and pipe supports are manufactured as per project specifications and dimensions. GERPAAS offers a variety of material and finish options for this product line including stainless steel grades (A2 / A4), hot dip galvanized, electro galvanized, Electrostatic paint coated, prime coated.

Enstrumantasyon standları ve boru destekleri

Enstrumantasyon standları ve boru destekleri proje özelliklerine ve ölçülerine göre üretilmektedir. GERPAAS bu ürün grubunu birçok malzeme ve kaplama seçeneğinde sunmaktadır; sıcak daldırma galvaniz, elektro galvaniz, paslanmaz çelik AISI 304, AISI 316(L), Elektrostatik boyalı gibi.

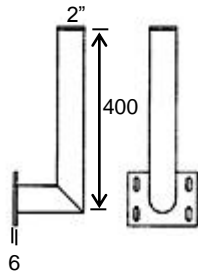
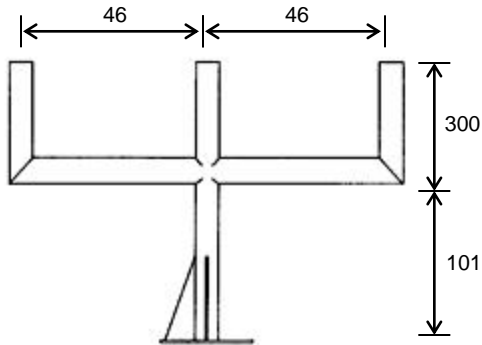
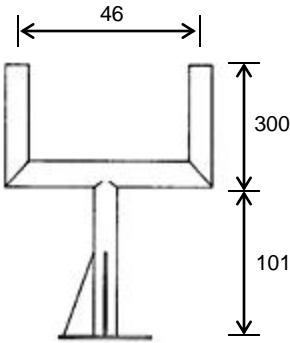
Инструментальные стелды и опор трубопроводов

Инструментальные стелды и опор трубопроводов производятся в соответствии с проектным спецификациям и размеры. GERPAAS предлагает широкий выбор материалов и отделки варианта этой линейки продуктов в том числе нержавеющей сталей (A2 / A4), горячее цинкование, электро оцинкованные, Электростатический краской, премьер-покрытием.



AREAS OF USE

Oil & Gas Refineries
LNG Refineries
Chemical Plants
Uranium Plants
Oil Rigs
Offshore Platforms
GSM Substations
Production Plants
Warehouses
Piping Zones
Tribunes
And more....



We provide custom solutions for your instrumentation and electrical projects!

With our experience and expertise in steel fabrication works, we offer tailor-made solutions for your stand and pipe support requirements as per your requirements. With our diverse material and finish options we can solve your custom product needs.

Enstrümantasyon ve elektrik projeleriniz için özel çözümler sunuyoruz!

Elektrik ve enstrümantasyon projelerinizde stand ve boru destek üniteleri ihtiyaçlarınızı karşılamaktayız. Zengin metal malzeme ve kaplama seçenekleri ile yurt içi ve yurt dışı projelerde şartnamelere uygun kaliteli ve ekonomik çözümler sunuyoruz. Detaylı bilgi için firmamızla irtibata geçiniz.

Мы предлагаем индивидуальные решения для электрических приборов и проектов

С нашим опытом и знаниями в стальном производстве работ, мы предлагаем индивидуальный Решения для Вашего стенда и труб поддержку требований в соответствии с вашими требованиями. С нашим разнообразного материала и отделки вариантов, мы можем решить ваш продукт пользовательских потребностей.

Ideal Corrosion Protection

Many material and finish options exist for corrosion protection and we offer our clients these methods with high quality services.

These include the following;

Hot dip galvanizing as per EN 1461, electro galvanizing, and also painting options including electro static powder coating, prime coating. Additionally stainless steel grades of AISI 304 (A2) and AISI 316 (A4) are available in standard.

Korozyona karşı ideal koruma

Korozyondan korunmak için birçok malzeme ve kaplama seçeneği mevcuttur.

Kaplama yöntemlerimiz şunlardır;

Sıcak daldırma galvaniz EN 1461, elektro galvaniz ve elektro statik toz boya.

Malzeme seçenekleri;

AISI 304 (A2) ve AISI 316 (A4) kalite paslanmaz çelik.

Идеальная защита от коррозии

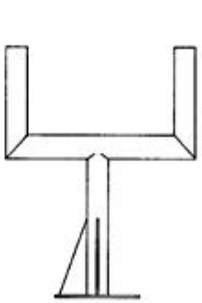
Много материальных и закончить существуют возможности для защиты от коррозии, и мы предлагаем нашим клиентам эти методы с высоким качеством услуг.

К ним относятся следующие; Горячего цинкования в соответствии с EN 1461,

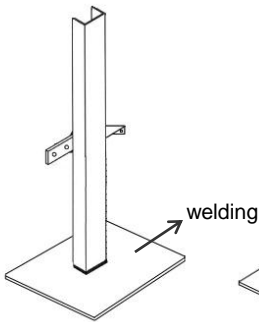
электро цинкования, а также картины варианты, включая электро статический

порошковое покрытие, грунтовка. Кроме того нержавеющей марок сталей по AISI

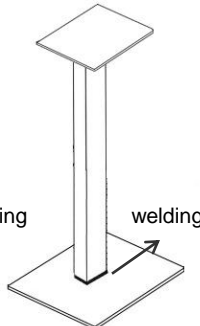
304 (A2) и AISI 316 (A4) доступны в стандартной.



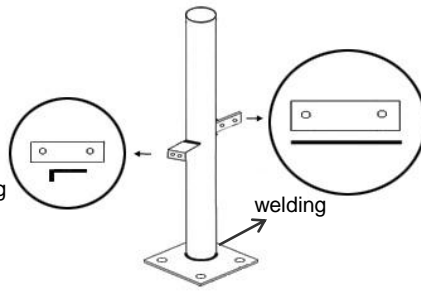
TYPE A



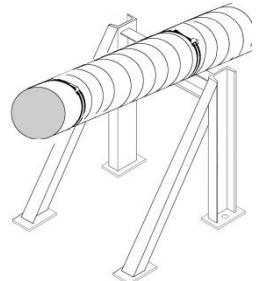
TYPE B



TYPE C



TYPE D



TYPE E

Chassis for Junction Boxes and Instrumentation

Fabrication for chassis for junction boxes and instrumentation is available upon request. Dimensions vary according to project specifications. Junction boxes are shown on the drawings for illustration purposes. Hot dip galvanized and stainless steel material & finish options offered. Also electrostatic paint coating is available upon request.

Elektrik Panoları ve Enstrumantasyon Şasileri

Elektrik panoları ve enstrumantasyon şasileri istek üzerine üretilir. Boyutları ve özellikleri projeye göre değişmektedir. Kaplama yöntemlerimiz şunlardır; Sıcak daldırma galvaniz EN 1461 ve elektrostatik toz boya. Malzeme seçenekleri; AISI 304 (A2) ve AISI 316 (A4) kalite paslanmaz çelik.

Шасси для Распределительные коробки и оборудование

Мы, производство стали и нержавеющей стали для шасси Распределительные коробки в соответствии с требованиями заказчика.

К ним относятся следующие; Горячего цинкования в соответствии с EN 1461, электро цинкования, а также картины варианты, включая электро статический порошковое покрытие, грунтовка. Кроме того нержавеющей марок сталей по AISI 304 (A2) и AISI 316 (A4) доступны в стандартной.

High Quality And Cost Effective Solutions

Small parts of junction box supports like sun shades, earthing parts, and similar items can be delivered with or without preassembly.

CAD drawings or blue prints of the parts can be used where required.

Elektrik Panoları ve Enstrumantasyon Şasileri için Yüksek Kaliteli ve Düşük Maliyetli Etkin Çözümler

Şasiler, gölgelik, topraklama komponentları ve diğer parçalar ile birlikte (montajlı/montajsız halde) teslim edilmektedir.

Bu parçaların CAD ve proje çizimlerine gerek duyulabilmektedir.

Высокое качество и экономически эффективные решения

Малые частей распределительной коробки поддерживает как штор, заземление частей, и другие аналогичные предметы могут быть доставлены с или без preassembly.

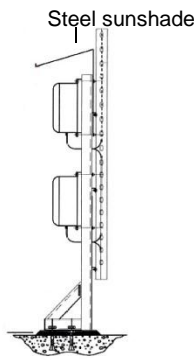
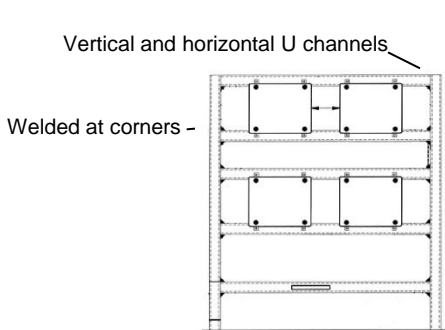
CAD чертежи или синие отпечатки части могут быть использованы в случае необходимости.



Continuous welded



Steel chassis can be fabricated in custom dimensions as per customer requirements.





Fixed to concrete ground with concrete anchors.





Accessories
Aksesuarlar
Электрические аксессуары

Fasteners & Accessories

GE-KC Bolt Cıvata винтового			Part No	Size	Kg	Pack
			GE-KC-1	6X12	0.010	2000
			GE-KC-2	8X15	0.015	2000
			GE-KC-3	8X20	0.018	2000
GE-HXC Hexagonal head bolt Altı köşe başlı cıvata Болт			Part No	Size	Kg	Pack
			GE-HXC-620	6X20	0.02	2000
			GE-HXC-825	8X25	0.04	1000
			GE-HXC-835	8X35	0.05	1000
			GE-HXC-1020	10X20	0.09	1000
			GE-HXC-1035	10X35	0.09	1000
			GE-HXC-1235	12X25	0.11	1000
GE-S Nut Somun Редукции			Part No	Size	Kg	Pack
			GE-S-6	M6	0.003	1000
			GE-S-8	M8	0.005	1000
			GE-S-10	M10	0.012	1000
			GE-S-12	M12	0.017	1000
GE-SF Flanged nut Flanşlı somun Редукции			Part No	Size	Kg	Pack
			GE-SF-6	M6	0.003	1000
			GE-SF-8	M8	0.005	1000
			GE-SF-10	M10	0.012	1000
			GE-SF-12	M12	0.017	1000
GE-PUL Washer Pul Редукции			Part No	Size	Kg	Pack
			GE-PUL-6	M6	0.001	1000
			GE-PUL-8	M8	0.002	1000
			GE-PUL-10	M10	0.005	1000
			GE-PUL-12	M12	0.007	1000
GE-PULR Spring washer Yaylı rondela пружинная шайба			Part No	Size	Kg	Pack
			GE-PULR-6	M6	0.001	1000
			GE-PULR-8	M8	0.002	1000
			GE-PULR-10	M10	0.005	1000
			GE-PULR-12	M12	0.007	1000
GE-PULT Lock washer Tırtırlı pul Шайба стопорная			Part No	Size	Kg	Pack
			GE-PULT-6	M6	0.001	1000
			GE-PULT-8	M8	0.002	1000
			GE-PULT-10	M10	0.005	1000
			GE-PULT-12	M12	0.007	1000
GE-US Long nut Uzun somun Длинный гайка			Part No	Size	Kg	Pack
			GE-US-6	6X30	0.030	500
			GE-US-8	8X30	0.030	500
			GE-US-10	10X50	0.050	500
			GE-US-12	12X50	0.070	500

Fasteners & Accessories

GE-EPDM

PVC strip for sound insulation
 Ses izolasyonu için PVC conta
 ПВХ профиль для звукоизоляции



Part No	Size
GE-EPDM	-

GE-LCN

PVC strip
 PVC conta
 Резиновые прокладки



Part No	Size
GE-LCN-1	-

GE-LCND

PVC strip double
 PVC conta, çiftli
 Резиновые прокладки



Part No	Size
GE-LCND-1	-

GE-SPRAY

Zinc spray
 Çinko sprej
 Спрей цинка



Part No	Size	Kg
GE-SPRAY-1	400ml	0.40

GE-CCD

Kovanlı çelik dübel
 Shell bolt
 Монтажные болты (дюбели)



Part No	Size
GE-CCD-6	M6
GE-CCD-8	M8
GE-CCD-10	M10
GE-CCD-12	M12
GE-CCD-14	M14

GE-GCD

Sleeve Anchor
 Gömleklili Çelik Dübel
 монтажный болт



Part No	Size
GE-GCD-1	8X55
GE-GCD-2	8X75
GE-GCD-3	10X90
GE-GCD-4	10X110
GE-GCD-5	12X90
GE-GCD-6	12X110

EG SS4 SS6

GE-KCD

Through Bolt
 Klipsli Çelik Dübel
 монтажный болт

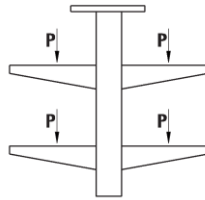
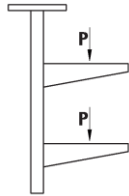
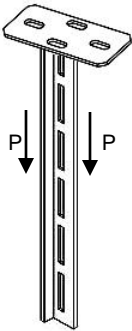


Part No	Size
GE-KCD-1	8X80
GE-KCD-2	10X90
GE-KCD-3	12X110

EG SS4 SS6

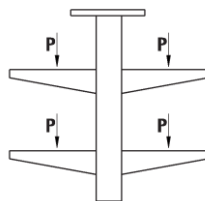
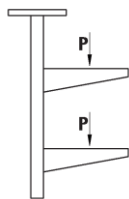
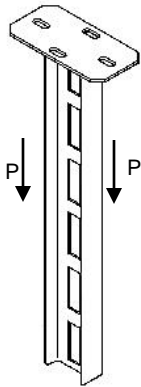
	Prefix	Kısaltmalar	Сокращения
	EN	TR	RU
HDG	Hot dip galvanized	Sıcak daldırma galvaniz	Горячее цинкование
EG	Electro galvanized	Elektro galvaniz	Электро оцинкованный
ESB	Electrostatic powder coated	Elektrostatik toz boya	Электростатической порошковой краской
AL	Aluminum	Aluminyum	Алюминиевый
APB	Prime coated	Antipas boyalı	Коррозия доказательство краска
CU	Copper	Bakır	медь
SS4	AISI 304 grade stainless (A2)	304 kalite paslanmaz çelik	304 нержавеющей сталь
SS6	AISI 316 grade stainless (A4)	316 kalite paslanmaz çelik	316 нержавеющей сталь
Mm	Milimeter	Milimetre	Миллиметрические
A	Side height	Kenar yüksekliği	Высота борта
W	Width	Genişlik	ширина
L	Length	Uzunluk	Длина
µm	Micron	Mikron	Микрон
SWL	Safe working load	Emniyetli çalışma yükü	Грузоподъемность
Def	Deflection	Sehim	отклонение
M	Meter	Metre	Мера
Pc	Piece	Adet	Каждый
N	Nevton	Newton	Ньютон
Lbs	Pound	Pound	фунт
Kg	Kilogram	Kilogram	Килограмм
UDL	Uniformly distributed loads	Uniform yükler	Равномерно распределенные нагрузки
F	Fahrenheit	Fahrenheit	Фаренгейт
C	Celcius	Celcius	Цельсий

Application of T type ceiling brackets and SWL



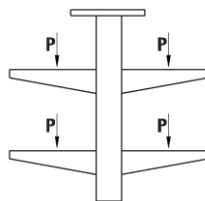
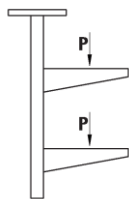
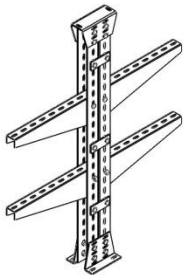
L (mm)	Load (N)
100	4315
200	3432
400	2354
600	5884

Application of I type ceiling brackets and SWL



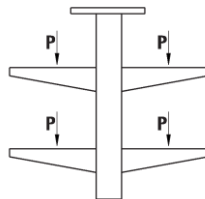
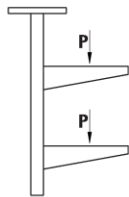
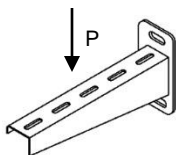
L (mm)	Load (N)
100	5900
200	5500
400	5000
600	4500

Application of hanger brackets and SWL



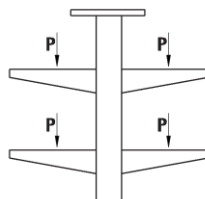
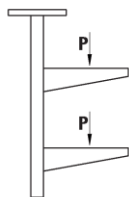
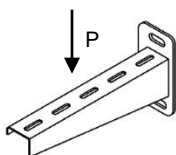
L (mm)	Load (N)
100	3500
200	2600
400	1500
600	700

Application of GE-KD wall brackets and SWL



L (mm)	Load (N)
100	1800
200	1100
400	1300
600	550

Application of GE-KDA wall brackets and SWL



L (mm)	Load (N)
100	2300
200	1800
400	1500
600	900

About GERPAAS

GERPAAS is a leading manufacturer of cable management systems, mechanical support systems, earthing & lightning products, marine systems, facade fixings and steel lintels headquartered in Istanbul Turkey.

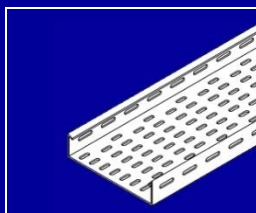
Founded in the year of 1991, GERPAAS, has become an important player in the construction industry with the extensive product lines carried for electromechanical and civil construction disciplines.

Our enriched know-how in production enables us work with customers from different industries including electrical contractors, ship builders, building contractors, HVAC contractors, civil contractors, architects.

- Cable management systems**
- Marine type cable supports**
- Strut channels, support systems**
- Earthing systems**
- Lightning protection systems**
- Facade fixings**
- Steel lintels**
- Other building products**

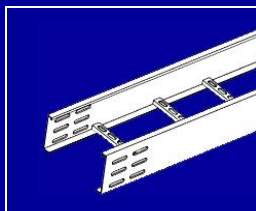
**Visit us online at
www.gerpaas.com**

Cable trays
Kablo kanalları
Легкая долг кабельных лотков



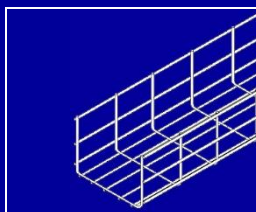
12

Cable ladder
Kablo merdiveni
Лестничный лоток



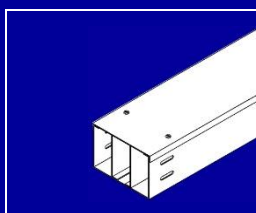
97

Wire mesh cable tray
Tel kanal
Проволочные кабельные лотки



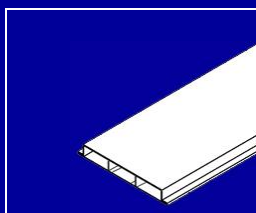
149

Cable trunking
Kablo Tranketi
кабельных лотков



154

Underfloor cable ducting system
Döşeme altı kablo kanalı
Под полы кабельных лотков



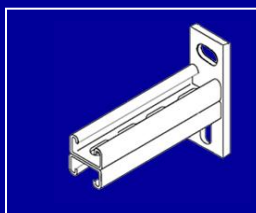
166

Marine type
Gemi tipi
Морского типа



174

Support Systems
Destek Sistemleri
Поддержка систем



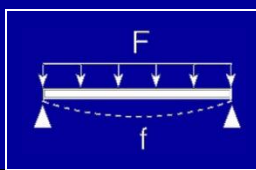
194

Accessories
Aksesuarlar
Электрические аксессуары



261

Technical
Teknik
Технический



264