
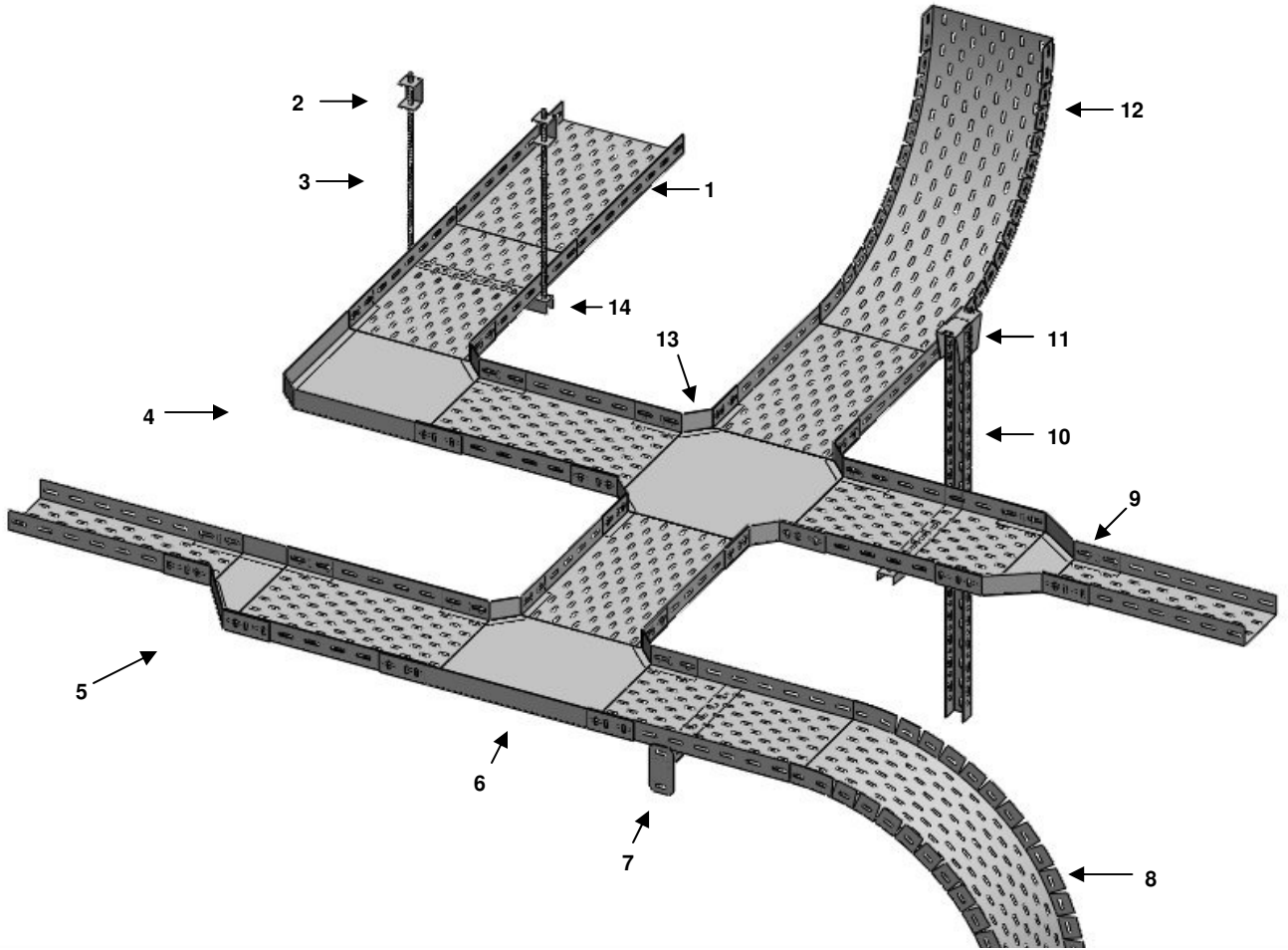



GERPAAS®

Cable trays
Chemin de câbles
Kabelrinnen
Кабельные лотки
Kablo kanalları





- | | |
|----------------|-----------------|
| 1)- GE-KT1 | 8)- GE-KT1-OBF |
| 2)- GE-AE-2 | 9)- GE-KT1-R |
| 3)- GE-KAT | 10)- GE-U |
| 4)- GE-KT1-D90 | 11)- GE-AS2 |
| 5)- GE-KT1-RR | 12)- GE-KT1-IBF |
| 6)- GE-KT1-T | 13)- GE-KT1-DB |
| 7)- GE-KD | 14)- GE-AE-5U |

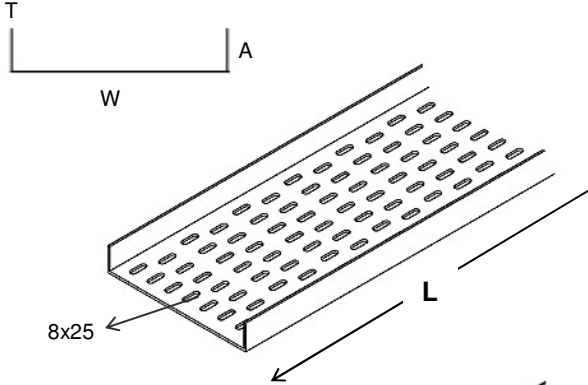


Cable Trays

15

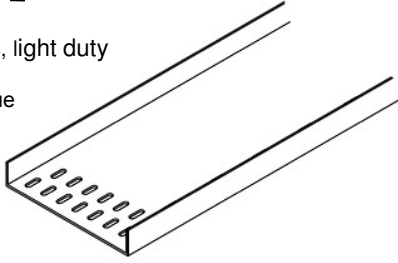
GE-KT1-A15

Cable trays, light duty
 Kablo kanalları
 Легкая долг кабельных лотков



GE-KTN1-A15

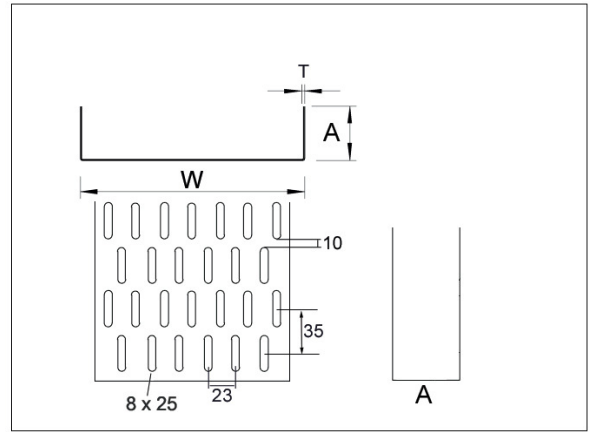
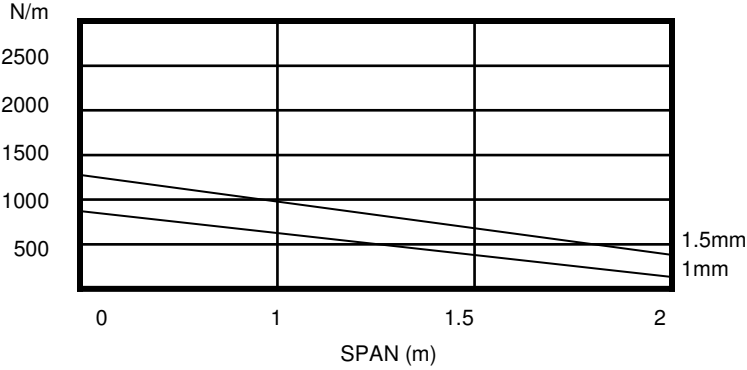
Non perforated cable trays, light duty
 Deliksiz kablo kanalları
 Легкая долг, не кабельные перфорированные лотки



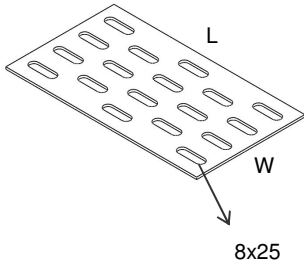
| Part No1 | T | W | A | L | Kg/m |
|---------------|-----|-----|----|------|-------|
| GE-KT1-5-A15 | 1 | 50 | 15 | 3000 | 0.60 |
| GE-KT1-7-A15 | 1 | 70 | 15 | 3000 | 0.76 |
| GE-KT1-10-A15 | 1 | 100 | 15 | 3000 | 1.00 |
| GE-KT1-12-A15 | 1 | 120 | 15 | 3000 | 1.16 |
| GE-KT1-15-A15 | 1 | 150 | 15 | 3000 | 1.40 |
| GE-KT1-20-A15 | 1.2 | 200 | 15 | 3000 | 2.16 |
| GE-KT1-22-A15 | 1.2 | 225 | 15 | 3000 | 2.40 |
| GE-KT1-25-A15 | 1.2 | 250 | 15 | 3000 | 2.64 |
| GE-KT1-30-A15 | 1.2 | 300 | 15 | 3000 | 3.12 |
| GE-KT1-40-A15 | 1.5 | 400 | 15 | 3000 | 5.10 |
| GE-KT1-45-A15 | 1.5 | 450 | 15 | 3000 | 5.70 |
| GE-KT1-50-A15 | 1.5 | 500 | 15 | 3000 | 6.30 |
| GE-KT1-60-A15 | 1.5 | 600 | 15 | 3000 | 7.50 |
| GE-KT1-75-A15 | 1.5 | 750 | 15 | 3000 | 9.30 |
| GE-KT1-90-A15 | 1.5 | 900 | 15 | 3000 | 11.10 |

Custom production available upon request.
 İsteğe göre diğer ölçülerde üretim yapılır.
 Возможно изготовление продукции на заказ.

SS4 SS6 HDG PG EG ESB APB AL



GE-FEK
 Fish plate
 Taban ek parçası
 Связующий элемент



GE-KC-2
 Fixing set
 Kanal civata takımı
 Комплект винтового соединения



GE-LCN
 PVC strip
 PVC conta
 Резиновые прокладки



GE-LCND
 PVC strip double
 PVC conta, çiftli
 Резиновые прокладки



GE-SPRAY-1
 Zinc spray
 Çinko sprej
 Спрей цинка



GE-BFEC-4
 Flat flexible bar, CuSn
 Yassı esnek bara, CuSn
 Провод



Cable Trays

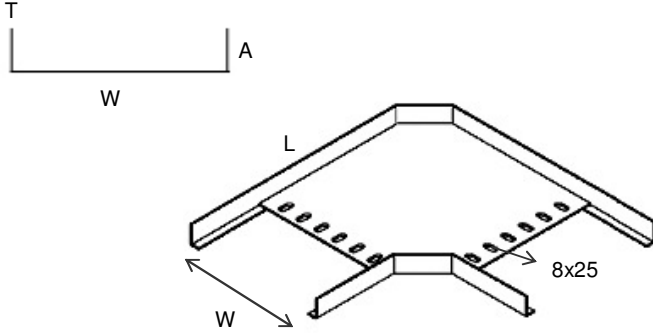
15

GE-KT1-D90-A15

90° flat bend

90° dönüş elemanı

Секция угловая горизонтальная 90°



Please specify radius when ordering.
Connect with GE-FEK fish plate.

Siparişinizde radyusu belirtiniz
GE-FEK ile birleştiriniz.

Укажите радиус при заказе.
Связаться с GE-FEK рыбы пластины.

| Part No | T | W | A | L | Kg |
|-------------------|-----|-----|----|------|-------|
| GE-KT1-D90-5-A15 | 1 | 50 | 15 | 210 | 0.33 |
| GE-KT1-D90-7-A15 | 1 | 70 | 15 | 230 | 0.39 |
| GE-KT1-D90-10-A15 | 1 | 100 | 15 | 260 | 0.47 |
| GE-KT1-D90-12-A15 | 1 | 120 | 15 | 280 | 0.55 |
| GE-KT1-D90-15-A15 | 1 | 150 | 15 | 310 | 0.66 |
| GE-KT1-D90-20-A15 | 1.2 | 200 | 15 | 360 | 1.10 |
| GE-KT1-D90-22-A15 | 1.2 | 225 | 15 | 385 | 1.22 |
| GE-KT1-D90-25-A15 | 1.2 | 250 | 15 | 410 | 1.40 |
| GE-KT1-D90-30-A15 | 1.2 | 300 | 15 | 470 | 1.78 |
| GE-KT1-D90-40-A15 | 1.5 | 400 | 15 | 570 | 3.15 |
| GE-KT1-D90-45-A15 | 1.5 | 450 | 15 | 610 | 3.90 |
| GE-KT1-D90-50-A15 | 1.5 | 500 | 15 | 660 | 4.60 |
| GE-KT1-D90-60-A15 | 1.5 | 600 | 15 | 760 | 6.23 |
| GE-KT1-D90-75-A15 | 1.5 | 750 | 15 | 910 | 9.25 |
| GE-KT1-D90-90-A15 | 1.5 | 900 | 15 | 1060 | 12.76 |

Flat bends in 90°, 60°, 45°, 30° are available on request.
90° flat bend is supplied as standard unless the angle is specified when ordering.

90°, 60°, 45°, 30° dönüşler mevcuttur. Başka ölçü belirtilmedikçe standart 90° teslim edilir.

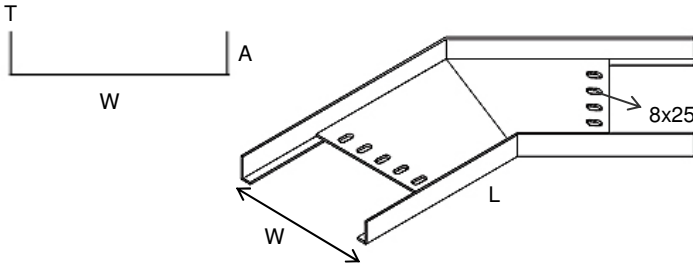
Угловые элементы могут быть изготовлены 90, 60, 45, 30. Стандартный размер 90, кроме случаев оговорённых при заказе.

GE-KT1-D45-A15

45° flat bend

45° dönüş elemanı

Секция угловая горизонтальная 45°



Please specify radius when ordering.
Connect with GE-FEK fish plate.

Siparişinizde radyusu belirtiniz
GE-FEK ile birleştiriniz.

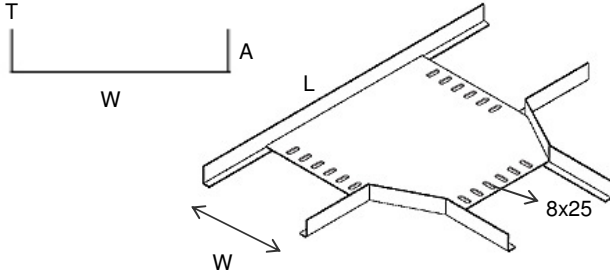
Укажите радиус при заказе.
Связаться с GE-FEK рыбы пластины.

| Part No | T | W | A | L | Kg |
|-------------------|-----|-----|----|------|-------|
| GE-KT1-D45-5-A15 | 1 | 50 | 15 | 210 | 0.33 |
| GE-KT1-D45-7-A15 | 1 | 70 | 15 | 230 | 0.39 |
| GE-KT1-D45-10-A15 | 1 | 100 | 15 | 260 | 0.47 |
| GE-KT1-D45-12-A15 | 1 | 120 | 15 | 280 | 0.55 |
| GE-KT1-D45-15-A15 | 1 | 150 | 15 | 310 | 0.66 |
| GE-KT1-D45-20-A15 | 1.2 | 200 | 15 | 360 | 1.10 |
| GE-KT1-D45-22-A15 | 1.2 | 225 | 15 | 385 | 1.22 |
| GE-KT1-D45-25-A15 | 1.2 | 250 | 15 | 410 | 1.40 |
| GE-KT1-D45-30-A15 | 1.2 | 300 | 15 | 470 | 1.78 |
| GE-KT1-D45-40-A15 | 1.5 | 400 | 15 | 570 | 3.15 |
| GE-KT1-D45-45-A15 | 1.5 | 450 | 15 | 610 | 3.90 |
| GE-KT1-D45-50-A15 | 1.5 | 500 | 15 | 660 | 4.60 |
| GE-KT1-D45-60-A15 | 1.5 | 600 | 15 | 760 | 6.23 |
| GE-KT1-D45-75-A15 | 1.5 | 750 | 15 | 910 | 9.25 |
| GE-KT1-D45-90-A15 | 1.5 | 900 | 15 | 1060 | 12.76 |

Cable Trays

GE-KT1-T-A15

Tee
T elemanı
T образное разветвление

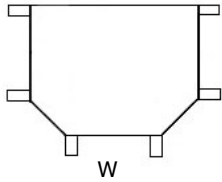


Please specify radius when ordering.
Connect with GE-FEK fish plate.

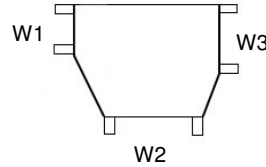
Siparişinizde radyusu belirtiniz
GE-FEK ile birleştiriniz.

Укажите радиус при заказе.
Связаться с GE-FEK рыбы пластины.

| Part No | T | W | A | L | Kg |
|-----------------|-----|-----|----|------|-------|
| GE-KT1-T-5-A15 | 1 | 50 | 15 | 370 | 0.43 |
| GE-KT1-T-7-A15 | 1 | 70 | 15 | 390 | 0.52 |
| GE-KT1-T-10-A15 | 1 | 100 | 15 | 420 | 0.60 |
| GE-KT1-T-12-A15 | 1 | 120 | 15 | 440 | 0.65 |
| GE-KT1-T-15-A15 | 1 | 150 | 15 | 470 | 0.80 |
| GE-KT1-T-20-A15 | 1.2 | 200 | 15 | 520 | 1.13 |
| GE-KT1-T-22-A15 | 1.2 | 225 | 15 | 545 | 1.30 |
| GE-KT1-T-25-A15 | 1.2 | 250 | 15 | 570 | 1.46 |
| GE-KT1-T-30-A15 | 1.2 | 300 | 15 | 620 | 1.93 |
| GE-KT1-T-40-A15 | 1.5 | 400 | 15 | 720 | 3.40 |
| GE-KT1-T-45-A15 | 1.5 | 450 | 15 | 770 | 4.10 |
| GE-KT1-T-50-A15 | 1.5 | 500 | 15 | 820 | 4.80 |
| GE-KT1-T-60-A15 | 1.5 | 600 | 15 | 920 | 6.45 |
| GE-KT1-T-75-A15 | 1.5 | 750 | 15 | 1070 | 9.40 |
| GE-KT1-T-90-A15 | 1.5 | 900 | 15 | 1220 | 13.00 |



Equal Tee
Eşit T elemanı
Равное разветвление

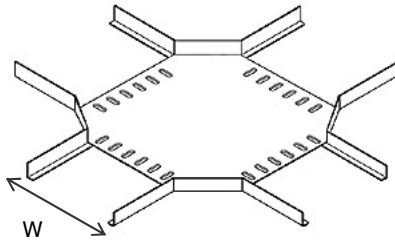
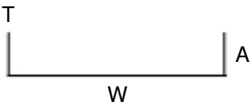


Unequal Tee
Eşit olmayan T elemanı
Неравное разветвление

Please specify the widths of unequal tees by drawing.
Eşit olmayan T' lerde W ölçülerini siparişte belirtiniz.
Укажите размеры W неравного T-образного разветвления.

GE-KT1-DB-A15

Crossing
Dörtlü bağlantı elemanı
Секция крестообразная



Please specify radius when ordering.
Connect with GE-FEK fish plate.

Siparişinizde radyusu belirtiniz
GE-FEK ile birleştiriniz.

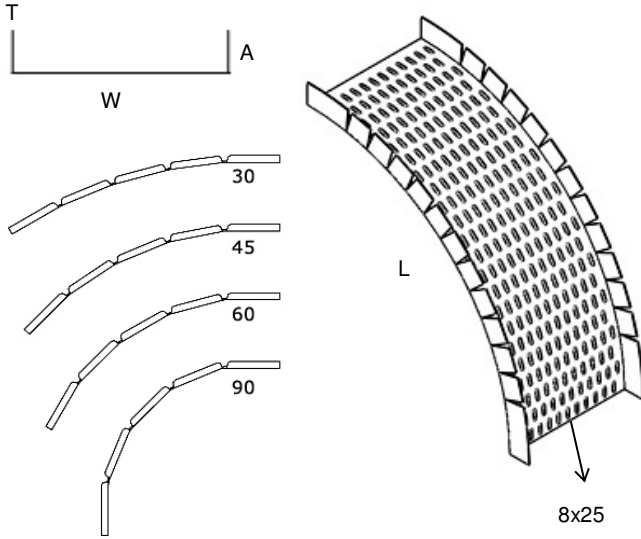
Укажите радиус при заказе.
Связаться с GE-FEK рыбы пластины.

| Part No | T | W | A | L | Kg |
|------------------|-----|-----|----|------|-------|
| GE-KT1-DB-5-A15 | 1 | 50 | 15 | 370 | 0.60 |
| GE-KT1-DB-7-A15 | 1 | 70 | 15 | 390 | 0.65 |
| GE-KT1-DB-10-A15 | 1 | 100 | 15 | 420 | 0.74 |
| GE-KT1-DB-12-A15 | 1 | 120 | 15 | 440 | 0.80 |
| GE-KT1-DB-15-A15 | 1 | 150 | 15 | 470 | 0.91 |
| GE-KT1-DB-20-A15 | 1.2 | 200 | 15 | 520 | 1.30 |
| GE-KT1-DB-22-A15 | 1.2 | 225 | 15 | 545 | 1.45 |
| GE-KT1-DB-25-A15 | 1.2 | 250 | 15 | 570 | 1.60 |
| GE-KT1-DB-30-A15 | 1.2 | 300 | 15 | 620 | 2.10 |
| GE-KT1-DB-40-A15 | 1.5 | 400 | 15 | 720 | 3.60 |
| GE-KT1-DB-45-A15 | 1.5 | 450 | 15 | 770 | 3.95 |
| GE-KT1-DB-50-A15 | 1.5 | 500 | 15 | 820 | 4.95 |
| GE-KT1-DB-60-A15 | 1.5 | 600 | 15 | 920 | 6.65 |
| GE-KT1-DB-75-A15 | 1.5 | 750 | 15 | 1070 | 9.65 |
| GE-KT1-DB-90-A15 | 1.5 | 900 | 15 | 1220 | 13.25 |

Cable Trays

GE-KT1-OBF-A15

Flexible outside bend
 Modüler dış bükey elemanı
 Внешний угловой элемент



| Part No | T | W | A | L | Kg |
|-------------------|-----|-----|----|------|-------|
| GE-KT1-OBF-5-A15 | 1 | 50 | 15 | 500 | 0.30 |
| GE-KT1-OBF-7-A15 | 1 | 70 | 15 | 500 | 0.38 |
| GE-KT1-OBF-10-A15 | 1 | 100 | 15 | 500 | 0.50 |
| GE-KT1-OBF-12-A15 | 1 | 120 | 15 | 500 | 0.58 |
| GE-KT1-OBF-15-A15 | 1 | 150 | 15 | 500 | 0.70 |
| GE-KT1-OBF-20-A15 | 1.2 | 200 | 15 | 750 | 1.62 |
| GE-KT1-OBF-22-A15 | 1.2 | 225 | 15 | 750 | 1.80 |
| GE-KT1-OBF-25-A15 | 1.2 | 250 | 15 | 750 | 2.00 |
| GE-KT1-OBF-30-A15 | 1.2 | 300 | 15 | 750 | 2.34 |
| GE-KT1-OBF-40-A15 | 1.5 | 400 | 15 | 750 | 3.83 |
| GE-KT1-OBF-45-A15 | 1.5 | 450 | 15 | 750 | 4.28 |
| GE-KT1-OBF-50-A15 | 1.5 | 500 | 15 | 750 | 4.73 |
| GE-KT1-OBF-60-A15 | 1.5 | 600 | 15 | 1000 | 7.50 |
| GE-KT1-OBF-75-A15 | 1.5 | 750 | 15 | 1000 | 9.30 |
| GE-KT1-OBF-90-A15 | 1.5 | 900 | 15 | 1000 | 11.11 |

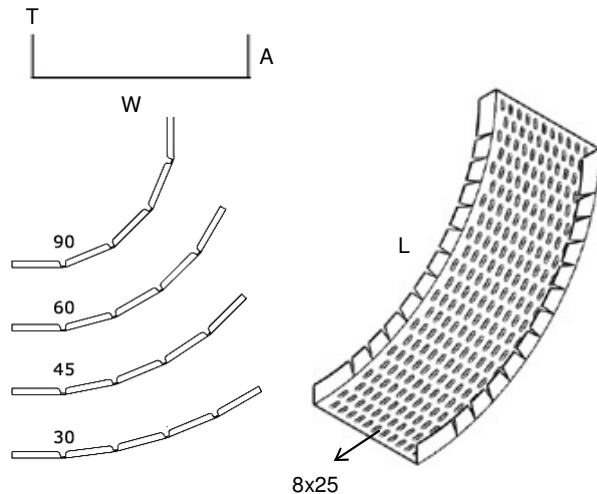
Please specify radius when ordering.
 Connect with GE-FEK fish plate.

Siparişinizde radyusu belirtiniz
 GE-FEK ile birleştiriniz.

Укажите радиус при заказе.
 Связаться с GE-FEK рыбы пластины.

GE-KT1-IBF-A15

Flexible inside bend
 Modüler iç bükey elemanı
 Внутренний угловой элемент



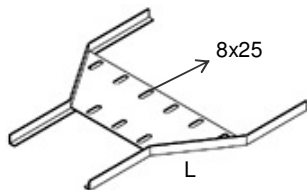
| Part No | T | W | A | L | Kg |
|-------------------|-----|-----|----|------|-------|
| GE-KT1-IBF-5-A15 | 1 | 50 | 15 | 500 | 0.30 |
| GE-KT1-IBF-7-A15 | 1 | 70 | 15 | 500 | 0.38 |
| GE-KT1-IBF-10-A15 | 1 | 100 | 15 | 500 | 0.50 |
| GE-KT1-IBF-12-A15 | 1 | 120 | 15 | 500 | 0.58 |
| GE-KT1-IBF-15-A15 | 1 | 150 | 15 | 500 | 0.70 |
| GE-KT1-IBF-20-A15 | 1.2 | 200 | 15 | 750 | 1.62 |
| GE-KT1-IBF-22-A15 | 1.2 | 225 | 15 | 750 | 1.80 |
| GE-KT1-IBF-25-A15 | 1.2 | 250 | 15 | 750 | 2.00 |
| GE-KT1-IBF-30-A15 | 1.2 | 300 | 15 | 750 | 2.34 |
| GE-KT1-IBF-40-A15 | 1.5 | 400 | 15 | 750 | 3.83 |
| GE-KT1-IBF-45-A15 | 1.5 | 450 | 15 | 750 | 4.28 |
| GE-KT1-IBF-50-A15 | 1.5 | 500 | 15 | 750 | 4.73 |
| GE-KT1-IBF-60-A15 | 1.5 | 600 | 15 | 1000 | 7.50 |
| GE-KT1-IBF-75-A15 | 1.5 | 750 | 15 | 1000 | 9.30 |
| GE-KT1-IBF-90-A15 | 1.5 | 900 | 15 | 1000 | 11.11 |

Material options: Stainless steel AISI 304 (L) (A2) / AISI 316 (L) (A4), ST-37-42 Mild Steel, Corten A, Pregalvanized steel, Aluminum
 Finish options : Hot Dip Galvanized to EN 1461, Electrogalvanized to TS 149, Electrostatic Paint Coated, Prime coated

Cable Trays

15

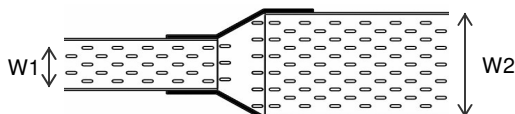
GE-KT1-R-A15
 Straight reducer
 Redüksiyon
 Редукции



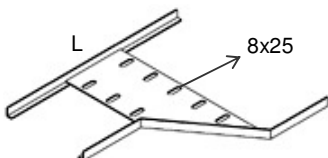
| Part No | T | W1 - W2 | A | L | Kg |
|--------------------|-----|-----------|----|-----|------|
| GE-KT1-R-10-20-A15 | 1.5 | 100 - 200 | 15 | 300 | 0,40 |
| GE-KT1-R-10-30-A15 | 1.5 | 100 - 300 | 15 | 340 | 0,55 |
| GE-KT1-R-10-40-A15 | 1.5 | 100 - 400 | 15 | 400 | 0,90 |
| GE-KT1-R-10-50-A15 | 1.5 | 100 - 500 | 15 | 440 | 1,15 |
| GE-KT1-R-10-60-A15 | 1.5 | 100 - 600 | 15 | 490 | 1,55 |
| GE-KT1-R-10-75-A15 | 1.5 | 100 - 750 | 15 | 560 | 2,25 |
| GE-KT1-R-10-90-A15 | 1.5 | 100 - 900 | 15 | 650 | 3,15 |

How to order / Kodlama / Как написать при заказе

GE-KT1 R 100 200 A15 PG
 (Series + Product + Width1 + Width2 + Height + Finish)



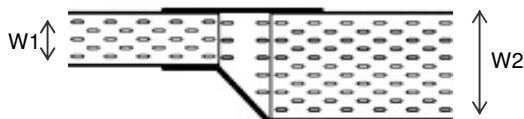
GE-KT1-RL-A15
 Left reducer
 Sola redüksiyon
 Редукции



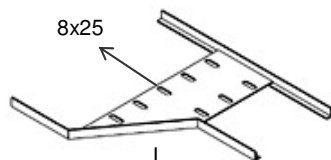
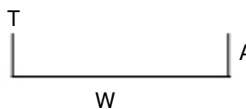
| Part No | T | W1 - W2 | A | L | Kg |
|---------------------|-----|-----------|----|-----|------|
| GE-KT1-RL-10-20-A15 | 1.5 | 100 - 200 | 15 | 300 | 0,40 |
| GE-KT1-RL-10-30-A15 | 1.5 | 100 - 300 | 15 | 340 | 0,60 |
| GE-KT1-RL-10-40-A15 | 1.5 | 100 - 400 | 15 | 400 | 0,90 |
| GE-KT1-RL-10-50-A15 | 1.5 | 100 - 500 | 15 | 440 | 1,20 |
| GE-KT1-RL-10-60-A15 | 1.5 | 100 - 600 | 15 | 490 | 1,60 |
| GE-KT1-RL-10-75-A15 | 1.5 | 100 - 750 | 15 | 560 | 2,30 |
| GE-KT1-RL-10-90-A15 | 1.5 | 100 - 900 | 15 | 650 | 3,25 |

How to order / Kodlama / Как написать при заказе

GE-KT1 RL 100 200 A15 PG
 (Series + Product + Width1 + Width2 + Height + Finish)



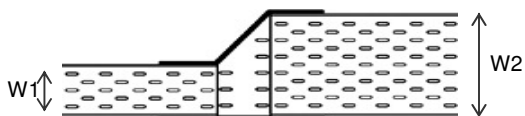
GE-KT1-RR-A15
 Right reducer
 Sağa redüksiyon
 Редукции



| Part No | T | W1 - W2 | A | L | Kg |
|---------------------|-----|-----------|----|-----|------|
| GE-KT1-RR-10-20-A15 | 1.5 | 100 - 200 | 15 | 300 | 0,40 |
| GE-KT1-RR-10-30-A15 | 1.5 | 100 - 300 | 15 | 340 | 0,60 |
| GE-KT1-RR-10-40-A15 | 1.5 | 100 - 400 | 15 | 400 | 0,90 |
| GE-KT1-RR-10-50-A15 | 1.5 | 100 - 500 | 15 | 440 | 1,20 |
| GE-KT1-RR-10-60-A15 | 1.5 | 100 - 600 | 15 | 490 | 1,60 |
| GE-KT1-RR-10-75-A15 | 1.5 | 100 - 750 | 15 | 560 | 2,30 |
| GE-KT1-RR-10-90-A15 | 1.5 | 100 - 900 | 15 | 650 | 3,25 |

How to order / Kodlama / Как написать при заказе

GE-KT1 RR 100 200 A15 PG
 (Series + Product + Width1 + Width2 + Height + Finish)

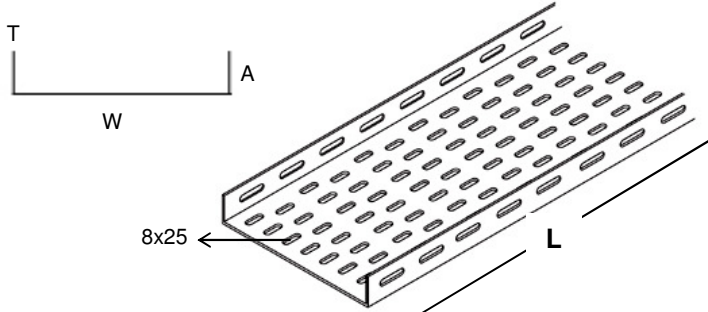


Cable Trays

25

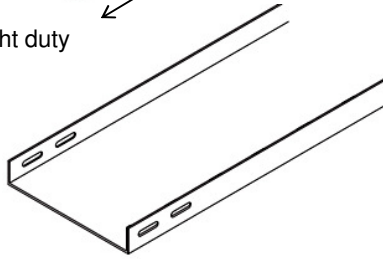
GE-KT1-A25

Cable trays, light duty
 Kablo kanalları
 Легкая долг кабельных лотков



GE-KTN1-A25

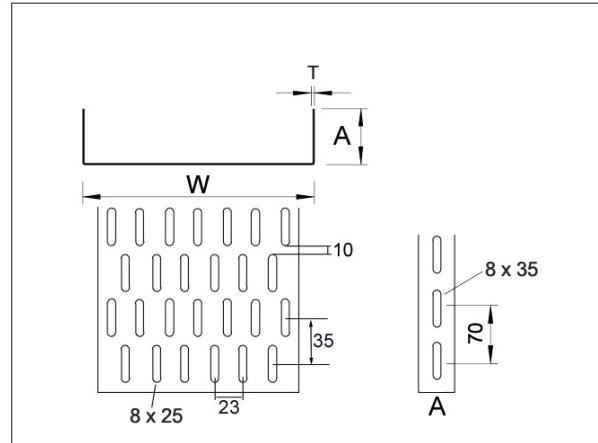
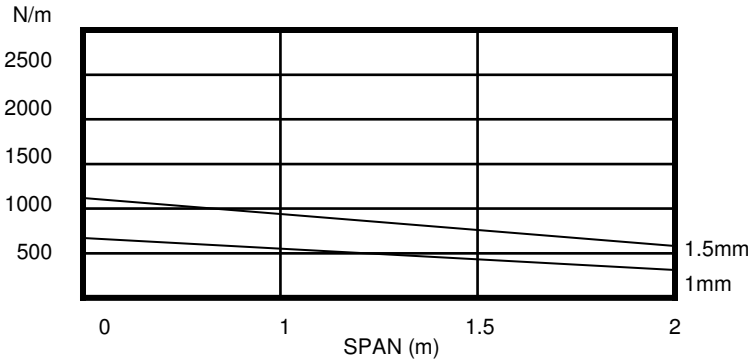
Non perforated cable trays, Light duty
 Deliksiz kablo kanalları
 Легкая долг, не кабельные
 перфорированные лотки



| Part No | T | W | A | L | Kg/m |
|---------------|-----|-----|----|------|-------|
| GE-KT1-5-A25 | 1 | 50 | 25 | 3000 | 0.76 |
| GE-KT1-7-A25 | 1 | 70 | 25 | 3000 | 0.92 |
| GE-KT1-10-A25 | 1 | 100 | 25 | 3000 | 1.16 |
| GE-KT1-12-A25 | 1 | 120 | 25 | 3000 | 1.32 |
| GE-KT1-15-A25 | 1 | 150 | 25 | 3000 | 1.56 |
| GE-KT1-20-A25 | 1.2 | 200 | 25 | 3000 | 2.35 |
| GE-KT1-22-A25 | 1.2 | 225 | 25 | 3000 | 2.60 |
| GE-KT1-25-A25 | 1.2 | 250 | 25 | 3000 | 2.85 |
| GE-KT1-30-A25 | 1.2 | 300 | 25 | 3000 | 3.30 |
| GE-KT1-40-A25 | 1.5 | 400 | 25 | 3000 | 5.35 |
| GE-KT1-45-A25 | 1.5 | 450 | 25 | 3000 | 5.95 |
| GE-KT1-50-A25 | 1.5 | 500 | 25 | 3000 | 6.55 |
| GE-KT1-60-A25 | 1.5 | 600 | 25 | 3000 | 7.74 |
| GE-KT1-75-A25 | 1.5 | 750 | 25 | 3000 | 9.54 |
| GE-KT1-90-A25 | 1.5 | 900 | 25 | 3000 | 11.35 |

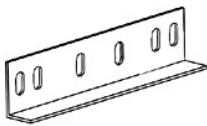
Custom production available upon request.
 İsteğe göre diğer ölçülerde üretim yapılır.
 Возможно изготовление продукции на заказ.

SS4 SS6 HDG PG EG ESB APB AL



GE-EK-25

Splice plate
 Ek parçası
 Связующий элемент



GE-LCN

PVC strip
 PVC conta
 Резиновые прокладки



GE-SPRAY-1

Zinc spray
 Çinko sprej
 Спрей цинка



GE-KC-2

Fixing set
 Kanal civata takımı
 Комплект винтового соединения



GE-LCND

PVC strip double
 PVC conta, çiftli
 Резиновые прокладки



GE-BFEC-4

Flat flexible bar, CuSn
 Yassı esnek bara, Cu
 Провод



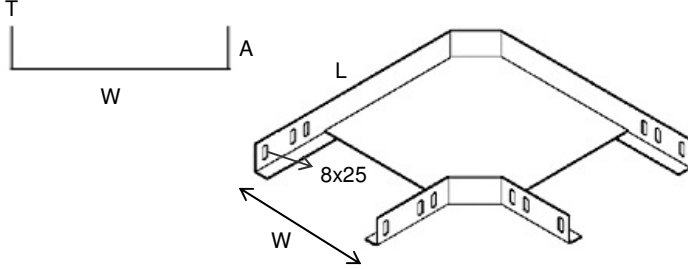
Cable Trays

GE-KT1-D90-A25

90° flat bend

90° dönüş elemanı

Секция угловая горизонтальная 90°



No couplers required for fixing to cable trays.
Please specify radius when ordering.

Birleştirme için ek parçasına gerek yoktur.
Siparişte radyusu belirtiniz

Нет арматуры, необходимой для фиксации кабеля в лотки.
Укажите радиус при заказе.

| Part No | T | W | A | L | Kg |
|-------------------|-----|-----|----|------|-------|
| GE-KT1-D90-5-A25 | 1 | 50 | 25 | 210 | 0.41 |
| GE-KT1-D90-7-A25 | 1 | 70 | 25 | 230 | 0.47 |
| GE-KT1-D90-10-A25 | 1 | 100 | 25 | 260 | 0.56 |
| GE-KT1-D90-12-A25 | 1 | 120 | 25 | 280 | 0.64 |
| GE-KT1-D90-15-A25 | 1 | 150 | 25 | 310 | 0.75 |
| GE-KT1-D90-20-A25 | 1.2 | 200 | 25 | 360 | 1.10 |
| GE-KT1-D90-22-A25 | 1.2 | 225 | 25 | 385 | 1.25 |
| GE-KT1-D90-25-A25 | 1.2 | 250 | 25 | 410 | 1.42 |
| GE-KT1-D90-30-A25 | 1.2 | 300 | 25 | 470 | 1.95 |
| GE-KT1-D90-40-A25 | 1.5 | 400 | 25 | 570 | 3.40 |
| GE-KT1-D90-45-A25 | 1.5 | 450 | 25 | 610 | 4.10 |
| GE-KT1-D90-50-A25 | 1.5 | 500 | 25 | 660 | 4.80 |
| GE-KT1-D90-60-A25 | 1.5 | 600 | 25 | 760 | 6.50 |
| GE-KT1-D90-75-A25 | 1.5 | 750 | 25 | 910 | 9.50 |
| GE-KT1-D90-90-A25 | 1.5 | 900 | 25 | 1060 | 13.20 |

Flat bends in 90°, 60°, 45°, 30° are available on request.
90° flat bend is supplied as standard unless the angle is specified when ordering.

90°, 60°, 45°, 30° dönüşler mevcuttur. Başka ölçü belirtilmedikçe standart 90° teslim edilir.

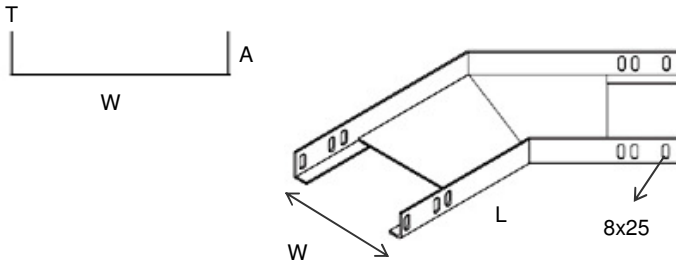
Угловые элементы могут быть изготовлены 90, 60, 45, 30. Стандартный размер 90, кроме случаев оговорённых при заказе.

GE-KT1-D45-A25

45° flat bend

45° dönüş elemanı

Секция угловая горизонтальная 45°



No couplers required for fixing to cable trays.
Please specify radius when ordering.

Birleştirme için ek parçasına gerek yoktur.
Siparişte radyusu belirtiniz

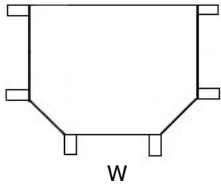
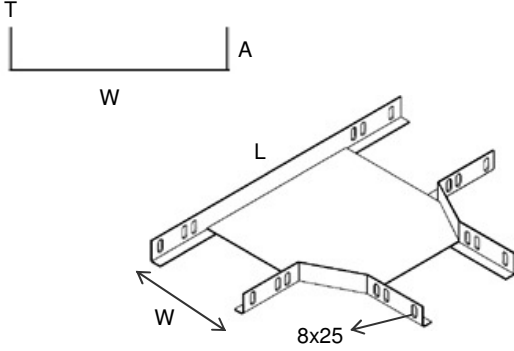
Нет арматуры, необходимой для фиксации кабеля в лотки.
Укажите радиус при заказе.

| Part No | T | W | A | L | Kg |
|-------------------|-----|-----|----|------|-------|
| GE-KT1-D45-5-A25 | 1 | 50 | 25 | 210 | 0.41 |
| GE-KT1-D45-7-A25 | 1 | 70 | 25 | 230 | 0.47 |
| GE-KT1-D45-10-A25 | 1 | 100 | 25 | 260 | 0.56 |
| GE-KT1-D45-12-A25 | 1 | 120 | 25 | 280 | 0.64 |
| GE-KT1-D45-15-A25 | 1 | 150 | 25 | 310 | 0.75 |
| GE-KT1-D45-20-A25 | 1.2 | 200 | 25 | 360 | 1.10 |
| GE-KT1-D45-22-A25 | 1.2 | 225 | 25 | 385 | 1.25 |
| GE-KT1-D45-25-A25 | 1.2 | 250 | 25 | 410 | 1.42 |
| GE-KT1-D45-30-A25 | 1.2 | 300 | 25 | 470 | 1.95 |
| GE-KT1-D45-40-A25 | 1.5 | 400 | 25 | 570 | 3.40 |
| GE-KT1-D45-45-A25 | 1.5 | 450 | 25 | 610 | 4.10 |
| GE-KT1-D45-50-A25 | 1.5 | 500 | 25 | 660 | 4.80 |
| GE-KT1-D45-60-A25 | 1.5 | 600 | 25 | 760 | 6.50 |
| GE-KT1-D45-75-A25 | 1.5 | 750 | 25 | 910 | 9.50 |
| GE-KT1-D45-90-A25 | 1.5 | 900 | 25 | 1060 | 13.20 |

Cable Trays

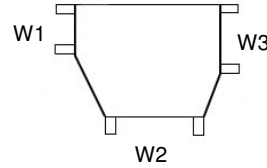
GE-KT1-T-A25

Tee
T elemanı
T образное разветвление



Equal Tee
Eşit T elemanı
Равное разветвление

| Part No | T | W | A | L | Kg |
|-----------------|-----|-----|----|------|-------|
| GE-KT1-T-5-A25 | 1 | 50 | 25 | 370 | 0.54 |
| GE-KT1-T-7-A25 | 1 | 70 | 25 | 390 | 0.58 |
| GE-KT1-T-10-A5 | 1 | 100 | 25 | 420 | 0.67 |
| GE-KT1-T-12-A25 | 1 | 120 | 25 | 440 | 0.72 |
| GE-KT1-T-15-A25 | 1 | 150 | 25 | 470 | 0.83 |
| GE-KT1-T-20-A25 | 1.2 | 200 | 25 | 520 | 1.15 |
| GE-KT1-T-22-A25 | 1.2 | 225 | 25 | 545 | 1.30 |
| GE-KT1-T-25-A25 | 1.2 | 250 | 25 | 570 | 1.45 |
| GE-KT1-T-30-A25 | 1.2 | 300 | 25 | 620 | 2.25 |
| GE-KT1-T-40-A25 | 1.5 | 400 | 25 | 720 | 3.35 |
| GE-KT1-T-45-A25 | 1.5 | 450 | 25 | 770 | 3.99 |
| GE-KT1-T-50-A25 | 1.5 | 500 | 25 | 820 | 4.71 |
| GE-KT1-T-60-A25 | 1.5 | 600 | 25 | 920 | 6.30 |
| GE-KT1-T-75-A25 | 1.5 | 750 | 25 | 1070 | 9.25 |
| GE-KT1-T-90-A25 | 1.5 | 900 | 25 | 1220 | 12.80 |



Unequal Tee
Eşit olmayan T elemanı
Неравное разветвление

No couplers required for fixing to cable trays.
Please specify radius when ordering.

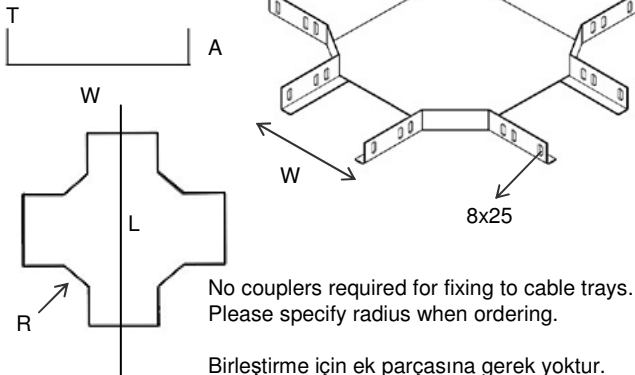
Birleştirme için ek parçasına gerek yoktur.
Siparişte radyusu belirtiniz

Нет арматуры, необходимой для фиксации кабеля в лотки.
Укажите радиус при заказе.

Please specify the widths of unequal tees by drawing.
Eşit olmayan T' lerde W ölçülerini siparişte belirtiniz.
Укажите размеры W неравного T-образного разветвления.

GE-KT1-DB-A25

Crossing
Dörtlü bağlantı elemanı
Секция крестообразная



No couplers required for fixing to cable trays.
Please specify radius when ordering.

Birleştirme için ek parçasına gerek yoktur.
Siparişte radyusu belirtiniz

Нет арматуры, необходимой для фиксации кабеля в лотки.
Укажите радиус при заказе.

| Part No | T | W | A | L | Kg |
|------------------|-----|-----|----|------|-------|
| GE-KT1-DB-5-A25 | 1 | 50 | 25 | 370 | 0.73 |
| GE-KT1-DB-7-A25 | 1 | 70 | 25 | 390 | 0.78 |
| GE-KT1-DB-10-A25 | 1 | 100 | 25 | 420 | 0.87 |
| GE-KT1-DB-12-A25 | 1 | 120 | 25 | 440 | 0.93 |
| GE-KT1-DB-15-A25 | 1 | 150 | 25 | 470 | 1.04 |
| GE-KT1-DB-20-A25 | 1.2 | 200 | 25 | 520 | 1.42 |
| GE-KT1-DB-22-A25 | 1.2 | 225 | 25 | 545 | 1.56 |
| GE-KT1-DB-25-A25 | 1.2 | 250 | 25 | 570 | 1.73 |
| GE-KT1-DB-30-A25 | 1.2 | 300 | 25 | 620 | 2.25 |
| GE-KT1-DB-40-A25 | 1.5 | 400 | 25 | 720 | 3.77 |
| GE-KT1-DB-45-A25 | 1.5 | 450 | 25 | 770 | 4.12 |
| GE-KT1-DB-50-A25 | 1.5 | 500 | 25 | 820 | 5.15 |
| GE-KT1-DB-60-A25 | 1.5 | 600 | 25 | 920 | 6.82 |
| GE-KT1-DB-75-A25 | 1.5 | 750 | 25 | 1070 | 9.82 |
| GE-KT1-DB-90-A25 | 1.5 | 900 | 25 | 1220 | 13.42 |

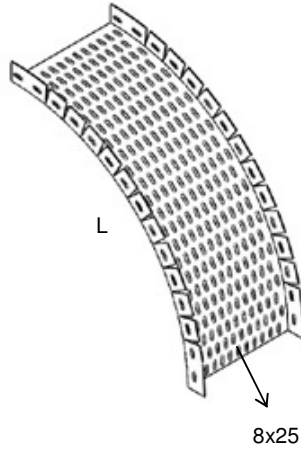
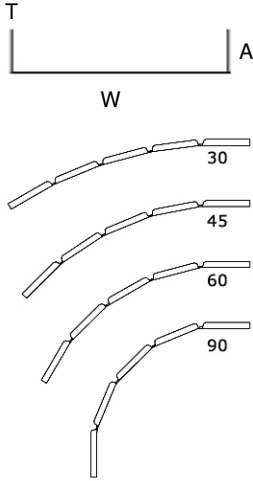
Material options: Stainless steel AISI 304 (L) (A2) / AISI 316 (L) (A4), ST-37-42 Mild Steel, Corten A, Pregalvanized steel, Aluminum
 Finish options : Hot Dip Galvanized to EN 1461, Electrogalvanized to TS 149, Electrostatic Paint Coated, Prime coated

25

Cable Trays

GE-KT1-OBF-A25

Flexible outside bend
 Modüler dış bükey elemanı
 Внешний угловой элемент



| Part No | T | W | A | L | Kg |
|-------------------|-----|-----|----|------|-------|
| GE-KT1-OBF-5-A25 | 1 | 50 | 25 | 500 | 0.38 |
| GE-KT1-OBF-7-A25 | 1 | 70 | 25 | 500 | 0.46 |
| GE-KT1-OBF-10-A25 | 1 | 100 | 25 | 500 | 0.58 |
| GE-KT1-OBF-12-A25 | 1 | 120 | 25 | 500 | 0.66 |
| GE-KT1-OBF-15-A25 | 1 | 150 | 25 | 500 | 0.78 |
| GE-KT1-OBF-20-A25 | 1.2 | 200 | 25 | 750 | 1.76 |
| GE-KT1-OBF-22-A25 | 1.2 | 225 | 25 | 750 | 1.95 |
| GE-KT1-OBF-25-A25 | 1.2 | 250 | 25 | 750 | 2.14 |
| GE-KT1-OBF-30-A25 | 1.2 | 300 | 25 | 750 | 2.48 |
| GE-KT1-OBF-40-A25 | 1.5 | 400 | 25 | 750 | 4.00 |
| GE-KT1-OBF-45-A25 | 1.5 | 450 | 25 | 750 | 4.46 |
| GE-KT1-OBF-50-A25 | 1.5 | 500 | 25 | 750 | 4.90 |
| GE-KT1-OBF-60-A25 | 1.5 | 600 | 25 | 1000 | 7.74 |
| GE-KT1-OBF-75-A25 | 1.5 | 750 | 25 | 1000 | 9.54 |
| GE-KT1-OBF-90-A25 | 1.5 | 900 | 25 | 1000 | 11.35 |

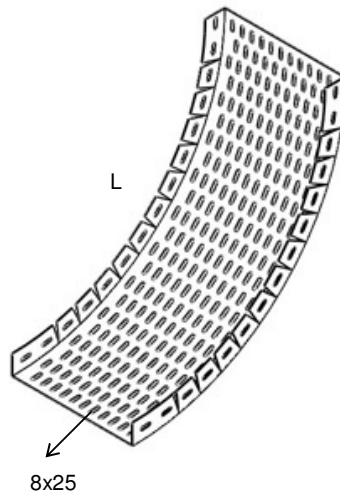
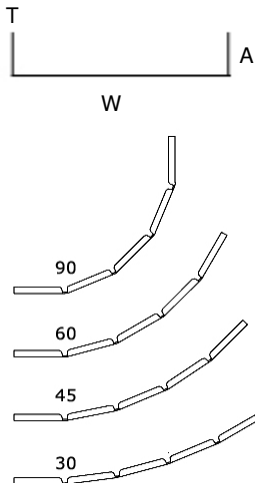
Connection to be made with splice plates.
 Please specify radius when ordering.

Birleştirme için GE-EK kullanılır.
 Siparişte radyusu belirtiniz

Соединение будет с сращивание пластин.
 Укажите радиус при заказе.

GE-KT1-IBF-A25

Flexible inside bend
 Modüler iç bükey elemanı
 Внутренний угловой элемент



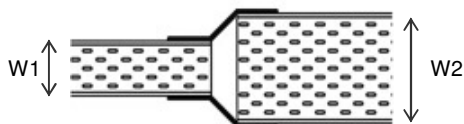
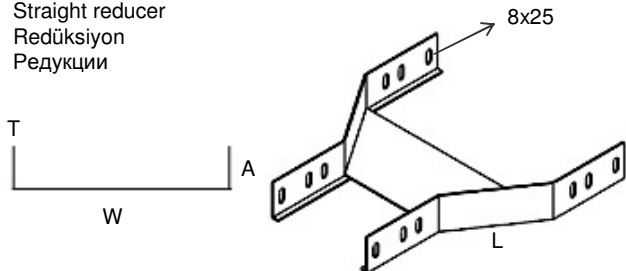
| Part No | T | W | A | L | Kg |
|-------------------|-----|-----|----|------|-------|
| GE-KT1-IBF-5-A25 | 1 | 50 | 25 | 500 | 0.38 |
| GE-KT1-IBF-7-A25 | 1 | 70 | 25 | 500 | 0.46 |
| GE-KT1-IBF-10-A25 | 1 | 100 | 25 | 500 | 0.58 |
| GE-KT1-IBF-12-A25 | 1 | 120 | 25 | 500 | 0.66 |
| GE-KT1-IBF-15-A25 | 1 | 150 | 25 | 500 | 0.78 |
| GE-KT1-IBF-20-A25 | 1.2 | 200 | 25 | 750 | 1.76 |
| GE-KT1-IBF-22-A25 | 1.2 | 225 | 25 | 750 | 1.95 |
| GE-KT1-IBF-25-A25 | 1.2 | 250 | 25 | 750 | 2.14 |
| GE-KT1-IBF-30-A25 | 1.2 | 300 | 25 | 750 | 2.48 |
| GE-KT1-IBF-40-A25 | 1.5 | 400 | 25 | 750 | 4.00 |
| GE-KT1-IBF-45-A25 | 1.5 | 450 | 25 | 750 | 4.46 |
| GE-KT1-IBF-50-A25 | 1.5 | 500 | 25 | 750 | 4.90 |
| GE-KT1-IBF-60-A25 | 1.5 | 600 | 25 | 1000 | 7.74 |
| GE-KT1-IBF-75-A25 | 1.5 | 750 | 25 | 1000 | 9.54 |
| GE-KT1-IBF-90-A25 | 1.5 | 900 | 25 | 1000 | 11.35 |

Material options: Stainless steel AISI 304 (L) (A2) / AISI 316 (L) (A4), ST-37-42 Mild Steel, Corten A, Pregalvanized steel, Aluminum
 Finish options : Hot Dip Galvanized to EN 1461, Electrogalvanized to TS 149, Electrostatic Paint Coated, Prime coated

Cable Trays

25

GE-KT1-R-A25
 Straight reducer
 Redüksiyon
 Редукции

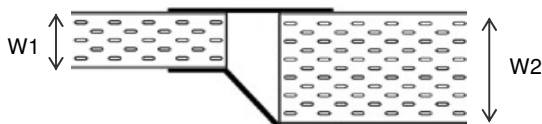
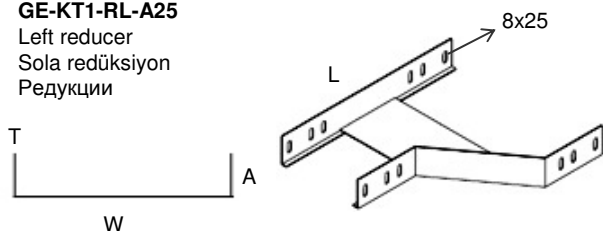


| Part No | T | W1 - W2 | A | L | Kg |
|--------------------|-----|-----------|----|-----|------|
| GE-KT1-R-10-20-A25 | 1.5 | 100 - 200 | 25 | 300 | 0,45 |
| GE-KT1-R-10-30-A25 | 1.5 | 100 - 300 | 25 | 340 | 0,65 |
| GE-KT1-R-10-40-A25 | 1.5 | 100 - 400 | 25 | 400 | 1,00 |
| GE-KT1-R-10-50-A25 | 1.5 | 100 - 500 | 25 | 440 | 1,30 |
| GE-KT1-R-10-60-A25 | 1.5 | 100 - 600 | 25 | 490 | 1,70 |
| GE-KT1-R-10-75-A25 | 1.5 | 100 - 750 | 25 | 560 | 2,40 |
| GE-KT1-R-10-90-A25 | 1.5 | 100 - 900 | 25 | 650 | 3,35 |

How to order / Kodlama / Как написать при заказе

GE-KT1 R 100 200 A25 PG
 (Series + Product + Width1 + Width2 + Height + Finish)

GE-KT1-RL-A25
 Left reducer
 Sola redüksiyon
 Редукции

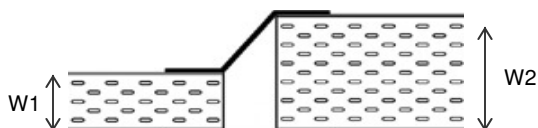
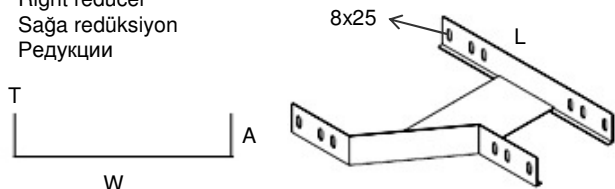


| Part No | T | W1 - W2 | A | L | Kg |
|---------------------|-----|-----------|----|-----|------|
| GE-KT1-RL-10-20-A25 | 1.5 | 100 - 200 | 25 | 300 | 0,45 |
| GE-KT1-RL-10-30-A25 | 1.5 | 100 - 300 | 25 | 340 | 0,70 |
| GE-KT1-RL-10-40-A25 | 1.5 | 100 - 400 | 25 | 400 | 1,00 |
| GE-KT1-RL-10-50-A25 | 1.5 | 100 - 500 | 25 | 440 | 1,35 |
| GE-KT1-RL-10-60-A25 | 1.5 | 100 - 600 | 25 | 490 | 1,75 |
| GE-KT1-RL-10-75-A25 | 1.5 | 100 - 750 | 25 | 560 | 2,50 |
| GE-KT1-RL-10-90-A25 | 1.5 | 100 - 900 | 25 | 650 | 3,45 |

How to order / Kodlama / Как написать при заказе

GE-KT1 RL 100 200 A25 PG
 (Series + Product + Width1 + Width2 + Height + Finish)

GE-KT1-RR-A25
 Right reducer
 Sağa redüksiyon
 Редукции



| Part No | T | W1 - W2 | A | L | Kg |
|---------------------|-----|-----------|----|-----|------|
| GE-KT1-RR-10-20-A25 | 1.5 | 100 - 200 | 25 | 300 | 0,45 |
| GE-KT1-RR-10-30-A25 | 1.5 | 100 - 300 | 25 | 340 | 0,70 |
| GE-KT1-RR-10-40-A25 | 1.5 | 100 - 400 | 25 | 400 | 1,00 |
| GE-KT1-RR-10-50-A25 | 1.5 | 100 - 500 | 25 | 440 | 1,35 |
| GE-KT1-RR-10-60-A25 | 1.5 | 100 - 600 | 25 | 490 | 1,75 |
| GE-KT1-RR-10-75-A25 | 1.5 | 100 - 750 | 25 | 560 | 2,50 |
| GE-KT1-RR-10-90-A25 | 1.5 | 100 - 900 | 25 | 650 | 3,45 |

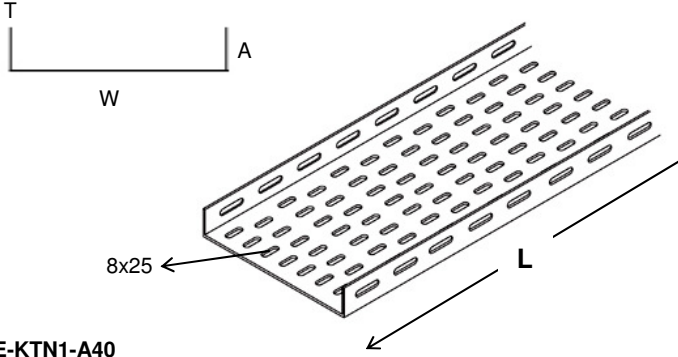
How to order / Kodlama / Как написать при заказе

GE-KT1 RR 100 200 A25 PG
 (Series + Product + Width1 + Width2 + Height + Finish)

Cable Trays

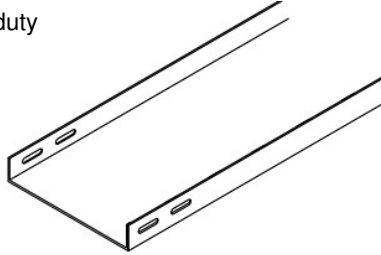
GE-KT1-A40

Cable trays, Light duty
 Kablo kanalları
 Легкая долг кабельных лотков



GE-KTN1-A40

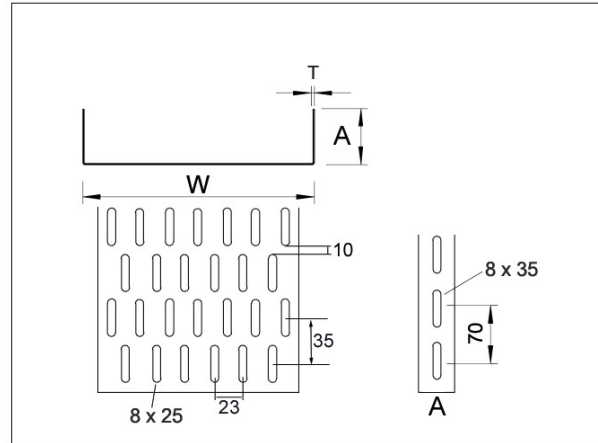
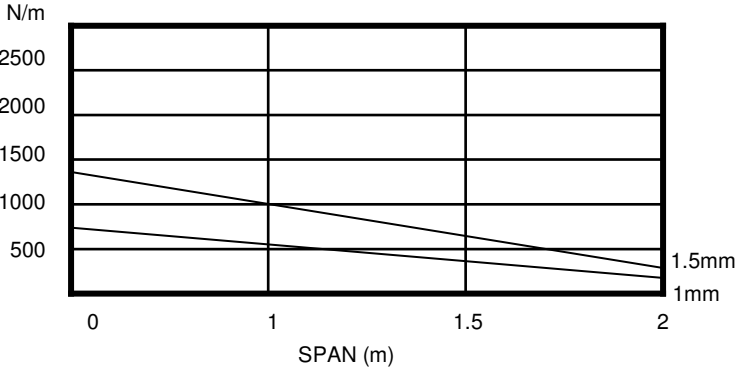
Non perforated cable trays, Light duty
 Deliksiz kablo kanalları
 Легкая долг, не кабельные перфорированные лотки



| Part No | T | W | A | L | Kg |
|---------------|-----|-----|----|------|-------|
| GE-KT1-5-A40 | 1 | 50 | 40 | 3000 | 1.00 |
| GE-KT1-7-A40 | 1 | 70 | 40 | 3000 | 1.16 |
| GE-KT1-10-A40 | 1 | 100 | 40 | 3000 | 1.40 |
| GE-KT1-12-A40 | 1 | 120 | 40 | 3000 | 1.56 |
| GE-KT1-15-A40 | 1 | 150 | 40 | 3000 | 1.80 |
| GE-KT1-20-A40 | 1.2 | 200 | 40 | 3000 | 2.64 |
| GE-KT1-22-A40 | 1.2 | 225 | 40 | 3000 | 2.88 |
| GE-KT1-25-A40 | 1.2 | 250 | 40 | 3000 | 3.12 |
| GE-KT1-30-A40 | 1.2 | 300 | 40 | 3000 | 3.60 |
| GE-KT1-40-A40 | 1.5 | 400 | 40 | 3000 | 5.69 |
| GE-KT1-45-A40 | 1.5 | 450 | 40 | 3000 | 6.23 |
| GE-KT1-50-A40 | 1.5 | 500 | 40 | 3000 | 6.89 |
| GE-KT1-60-A40 | 1.5 | 600 | 40 | 3000 | 8.10 |
| GE-KT1-75-A40 | 1.5 | 750 | 40 | 3000 | 9.90 |
| GE-KT1-90-A40 | 1.5 | 900 | 40 | 3000 | 11.70 |

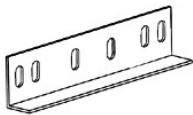
Custom production available upon request.
 İsteğe göre diğer ölçülerde üretim yapılır.
 Возможно изготовление продукции на заказ.

SS4 SS6 HDG PG EG ESB APB AL



GE-EK-40

Splice plate
 Ek parçası
 Связующий элемент



GE-LCN

PVC strip
 PVC conta
 Резиновые прокладки



GE-SPRAY-1

Zinc spray
 Çinko sprej
 Спрей цинка



GE-KC-2

Fixing set
 Kanal civata takımı
 Комплект винтового соединения



GE-LCND

PVC strip double
 PVC conta, çiftli
 Резиновые прокладки



GE-BFEC-4

Flat flexible bar, CuSn
 Yassı esnek bara, Cu
 Провод



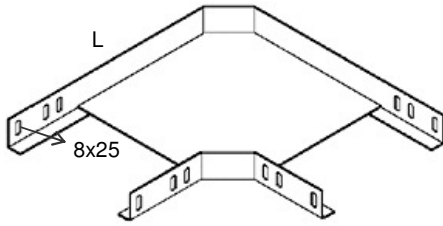
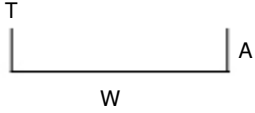
Cable Trays

GE-KT1-D90-A40

90° flat bend

90° dönüş elemanı

Секция угловая горизонтальная 90°



No couplers required for fixing to cable trays.
Please specify radius when ordering.

Birleştirme için ek parçasına gerek yoktur.
Siparişte radyusu belirtiniz

Нет арматуры, необходимой для фиксации кабеля в лотки.
Укажите радиус при заказе.

| Part No | T | W | A | L | Kg |
|-------------------|-----|-----|----|------|-------|
| GE-KT1-D90-5-A40 | 1 | 50 | 40 | 210 | 0.51 |
| GE-KT1-D90-7-A40 | 1 | 70 | 40 | 230 | 0.58 |
| GE-KT1-D90-10-A40 | 1 | 100 | 40 | 260 | 0.67 |
| GE-KT1-D90-12-A40 | 1 | 120 | 40 | 280 | 0.76 |
| GE-KT1-D90-15-A40 | 1 | 150 | 40 | 310 | 0.89 |
| GE-KT1-D90-20-A40 | 1.2 | 200 | 40 | 360 | 1.24 |
| GE-KT1-D90-22-A40 | 1.2 | 225 | 40 | 385 | 1.41 |
| GE-KT1-D90-25-A40 | 1.2 | 250 | 40 | 410 | 1.58 |
| GE-KT1-D90-30-A40 | 1.2 | 300 | 40 | 470 | 2.48 |
| GE-KT1-D90-40-A40 | 1.5 | 400 | 40 | 570 | 3.68 |
| GE-KT1-D90-45-A40 | 1.5 | 450 | 40 | 610 | 4.37 |
| GE-KT1-D90-50-A40 | 1.5 | 500 | 40 | 660 | 5.15 |
| GE-KT1-D90-60-A40 | 1.5 | 600 | 40 | 760 | 6.85 |
| GE-KT1-D90-75-A40 | 1.5 | 750 | 40 | 910 | 9.90 |
| GE-KT1-D90-90-A40 | 1.5 | 900 | 40 | 1060 | 13.68 |

Flat bends in 90°, 60°, 45°, 30° are available on request.
90° flat bend is supplied as standard unless the angle is specified when ordering.

90°, 60°, 45°, 30° dönüşler mevcuttur. Başka ölçü belirtilmedikçe standart 90° teslim edilir.

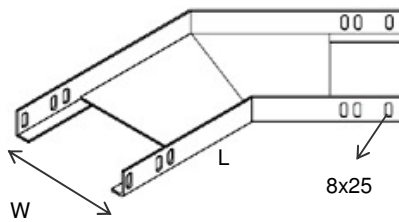
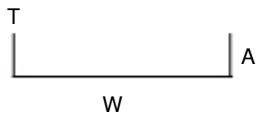
Угловые элементы могут быть изготовлены 90, 60, 45, 30. Стандартный размер 90, кроме случаев оговорённых при заказе.

GE-KT1-D45-A40

45° flat bend

45° dönüş elemanı

Секция угловая горизонтальная 45°



No couplers required for fixing to cable trays.
Please specify radius when ordering.

Birleştirme için ek parçasına gerek yoktur.
Siparişte radyusu belirtiniz

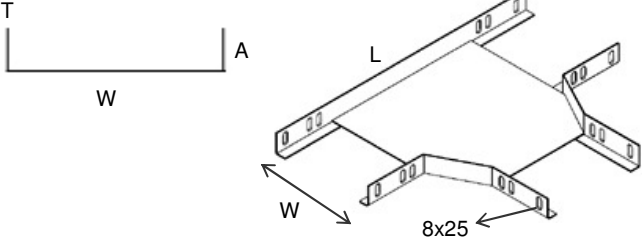
Нет арматуры, необходимой для фиксации кабеля в лотки.
Укажите радиус при заказе.

| Part No | T | W | A | L | Kg |
|-------------------|-----|-----|----|------|-------|
| GE-KT1-D45-5-A40 | 1 | 50 | 40 | 210 | 0.51 |
| GE-KT1-D45-7-A40 | 1 | 70 | 40 | 230 | 0.58 |
| GE-KT1-D45-10-A40 | 1 | 100 | 40 | 260 | 0.67 |
| GE-KT1-D45-12-A40 | 1 | 120 | 40 | 280 | 0.76 |
| GE-KT1-D45-15-A40 | 1 | 150 | 40 | 310 | 0.89 |
| GE-KT1-D45-20-A40 | 1.2 | 200 | 40 | 360 | 1.24 |
| GE-KT1-D45-22-A40 | 1.2 | 225 | 40 | 385 | 1.41 |
| GE-KT1-D45-25-A40 | 1.2 | 250 | 40 | 410 | 1.58 |
| GE-KT1-D45-30-A40 | 1.2 | 300 | 40 | 470 | 2.48 |
| GE-KT1-D45-40-A40 | 1.5 | 400 | 40 | 570 | 3.68 |
| GE-KT1-D45-45-A40 | 1.5 | 450 | 40 | 610 | 4.37 |
| GE-KT1-D45-50-A40 | 1.5 | 500 | 40 | 660 | 5.15 |
| GE-KT1-D45-60-A40 | 1.5 | 600 | 40 | 760 | 6.85 |
| GE-KT1-D45-75-A40 | 1.5 | 750 | 40 | 910 | 9.90 |
| GE-KT1-D45-90-A40 | 1.5 | 900 | 40 | 1060 | 13.68 |

Cable Trays

GE-KT1-T-A40

Tee
T elemanı
T образное разветвление

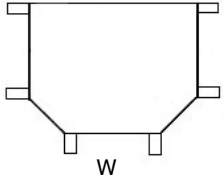


No couplers required for fixing to cable trays.
Please specify radius when ordering.

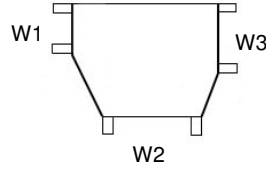
Birleştirme için ek parçasına gerek yoktur.
Siparişte radyusu belirtiniz

Нет арматуры, необходимой для фиксации кабеля в лотки.
Укажите радиус при заказе.

| Part No | T | W | A | L | Kg |
|-----------------|-----|-----|----|------|-------|
| GE-KT1-T-5-A40 | 1 | 50 | 40 | 370 | 0.71 |
| GE-KT1-T-7-A40 | 1 | 70 | 40 | 390 | 0.78 |
| GE-KT1-T-10-A40 | 1 | 100 | 40 | 420 | 0.86 |
| GE-KT1-T-12-A40 | 1 | 120 | 40 | 440 | 0.92 |
| GE-KT1-T-15-A40 | 1 | 150 | 40 | 470 | 1.10 |
| GE-KT1-T-20-A40 | 1.2 | 200 | 40 | 520 | 1.42 |
| GE-KT1-T-22-A40 | 1.2 | 225 | 40 | 545 | 1.57 |
| GE-KT1-T-25-A40 | 1.2 | 250 | 40 | 570 | 1.74 |
| GE-KT1-T-30-A40 | 1.2 | 300 | 40 | 620 | 2.35 |
| GE-KT1-T-40-A40 | 1.5 | 400 | 40 | 720 | 3.84 |
| GE-KT1-T-45-A40 | 1.5 | 450 | 40 | 770 | 4.54 |
| GE-KT1-T-50-A40 | 1.5 | 500 | 40 | 820 | 5.29 |
| GE-KT1-T-60-A40 | 1.5 | 600 | 40 | 920 | 6.97 |
| GE-KT1-T-75-A40 | 1.5 | 750 | 40 | 1070 | 10.00 |
| GE-KT1-T-90-A40 | 1.5 | 900 | 40 | 1220 | 13.62 |



Equal Tee
Eşit T elemanı
Равное разветвление

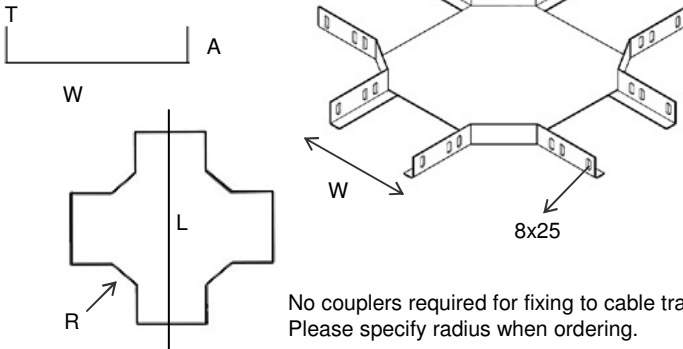


Unequal Tee
Eşit olmayan T elemanı
Неравное разветвление

Please specify the widths of unequal tees by drawing.
Eşit olmayan T' lerde W ölçülerini siparişte belirtiniz.
Укажите размеры W неравного T-образного разветвления.

GE-KT1-DB-A40

Crossing
Dörtlü bağlantı elemanı
Секция крестообразная



No couplers required for fixing to cable trays.
Please specify radius when ordering.

Birleştirme için ek parçasına gerek yoktur.
Siparişte radyusu belirtiniz

Нет арматуры, необходимой для фиксации кабеля в лотки.
Укажите радиус при заказе.

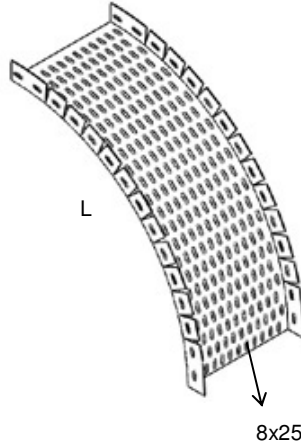
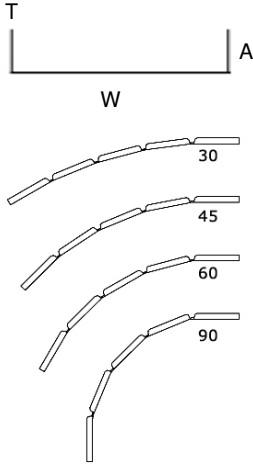
| Part No | T | W | A | L | Kg |
|------------------|-----|-----|----|------|-------|
| GE-KT1-DB-5-A40 | 1 | 50 | 40 | 370 | 0.91 |
| GE-KT1-DB-7-A40 | 1 | 70 | 40 | 390 | 0.96 |
| GE-KT1-DB-10-A40 | 1 | 100 | 40 | 420 | 1.05 |
| GE-KT1-DB-12-A40 | 1 | 120 | 40 | 440 | 1.11 |
| GE-KT1-DB-15-A40 | 1 | 150 | 40 | 470 | 1.22 |
| GE-KT1-DB-20-A40 | 1.2 | 200 | 40 | 520 | 1.60 |
| GE-KT1-DB-22-A40 | 1.2 | 225 | 40 | 545 | 1.74 |
| GE-KT1-DB-25-A40 | 1.2 | 250 | 40 | 570 | 1.91 |
| GE-KT1-DB-30-A40 | 1.2 | 300 | 40 | 620 | 2.49 |
| GE-KT1-DB-40-A40 | 1.5 | 400 | 40 | 720 | 4.01 |
| GE-KT1-DB-45-A40 | 1.5 | 450 | 40 | 770 | 4.36 |
| GE-KT1-DB-50-A40 | 1.5 | 500 | 40 | 820 | 5.36 |
| GE-KT1-DB-60-A40 | 1.5 | 600 | 40 | 920 | 7.06 |
| GE-KT1-DB-75-A40 | 1.5 | 750 | 40 | 1070 | 10.06 |
| GE-KT1-DB-90-A40 | 1.5 | 900 | 40 | 1220 | 13.66 |

Material options: Stainless steel AISI 304 (L) (A2) / AISI 316 (L) (A4), ST-37-42 Mild Steel, Corten A, Pregalvanized steel, Aluminum
 Finish options : Hot Dip Galvanized to EN 1461, Electrogalvanized to TS 149, Electrostatic Paint Coated, Prime coated

Cable Trays

GE-KT1-OBF-A40

Flexible outside bend
 Modüler dış bükey elemanı
 Внешний угловой элемент



| Part No | T | W | A | L | Kg |
|-------------------|-----|-----|----|------|-------|
| GE-KT1-OBF-5-A40 | 1 | 50 | 40 | 500 | 0.50 |
| GE-KT1-OBF-7-A40 | 1 | 70 | 40 | 500 | 0.58 |
| GE-KT1-OBF-10-A40 | 1 | 100 | 40 | 500 | 0.70 |
| GE-KT1-OBF-12-A40 | 1 | 120 | 40 | 500 | 0.78 |
| GE-KT1-OBF-15-A40 | 1 | 150 | 40 | 500 | 0.90 |
| GE-KT1-OBF-20-A40 | 1.2 | 200 | 40 | 750 | 1.98 |
| GE-KT1-OBF-22-A40 | 1.2 | 225 | 40 | 750 | 2.16 |
| GE-KT1-OBF-25-A40 | 1.2 | 250 | 40 | 750 | 2.34 |
| GE-KT1-OBF-30-A40 | 1.2 | 300 | 40 | 750 | 2.70 |
| GE-KT1-OBF-40-A40 | 1.5 | 400 | 40 | 750 | 4.27 |
| GE-KT1-OBF-45-A40 | 1.5 | 450 | 40 | 750 | 4.67 |
| GE-KT1-OBF-50-A40 | 1.5 | 500 | 40 | 750 | 5.17 |
| GE-KT1-OBF-60-A40 | 1.5 | 600 | 40 | 1000 | 8.10 |
| GE-KT1-OBF-75-A40 | 1.5 | 750 | 40 | 1000 | 9.90 |
| GE-KT1-OBF-90-A40 | 1.5 | 900 | 40 | 1000 | 11.70 |

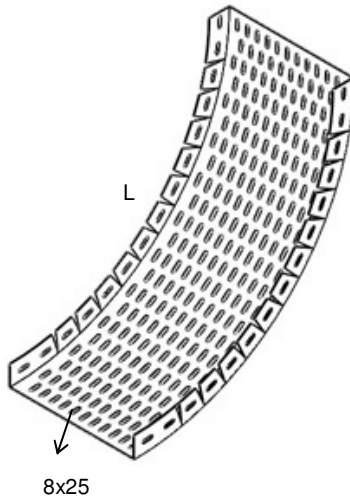
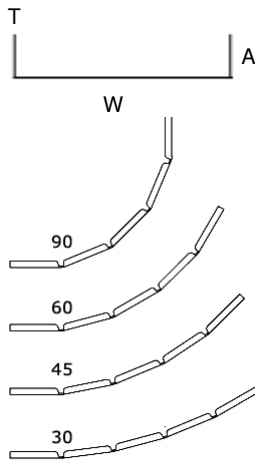
Connection to be made with splice plates.
 Please specify radius when ordering.

Birleştirme için GE-EK kullanılır.
 Siparişte radyusu belirtiniz

Соединение будет с сращивание пластин.
 Укажите радиус при заказе.

GE-KT1-IBF-A40

Flexible inside bend
 Modüler iç bükey elemanı
 Внутренний угловой элемент



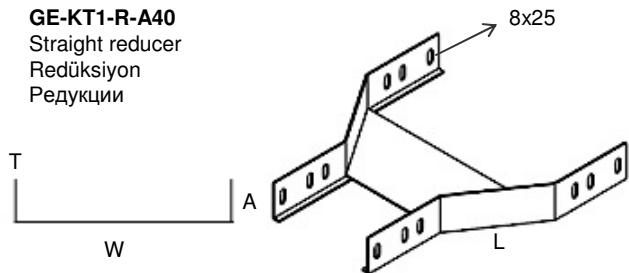
| Part No | T | W | A | L | Kg |
|-------------------|-----|-----|----|------|-------|
| GE-KT1-IBF-5-A40 | 1 | 50 | 40 | 500 | 0.50 |
| GE-KT1-IBF-7-A40 | 1 | 70 | 40 | 500 | 0.58 |
| GE-KT1-IBF-10-A40 | 1 | 100 | 40 | 500 | 0.70 |
| GE-KT1-IBF-12-A40 | 1 | 120 | 40 | 500 | 0.78 |
| GE-KT1-IBF-15-A40 | 1 | 150 | 40 | 500 | 0.90 |
| GE-KT1-IBF-20-A40 | 1.2 | 200 | 40 | 750 | 1.98 |
| GE-KT1-IBF-22-A40 | 1.2 | 225 | 40 | 750 | 2.16 |
| GE-KT1-IBF-25-A40 | 1.2 | 250 | 40 | 750 | 2.34 |
| GE-KT1-IBF-30-A40 | 1.2 | 300 | 40 | 750 | 2.70 |
| GE-KT1-IBF-40-A40 | 1.5 | 400 | 40 | 750 | 4.27 |
| GE-KT1-IBF-45-A40 | 1.5 | 450 | 40 | 750 | 4.67 |
| GE-KT1-IBF-50-A40 | 1.5 | 500 | 40 | 750 | 5.17 |
| GE-KT1-IBF-60-A40 | 1.5 | 600 | 40 | 1000 | 8.10 |
| GE-KT1-IBF-75-A40 | 1.5 | 750 | 40 | 1000 | 9.90 |
| GE-KT1-IBF-90-A40 | 1.5 | 900 | 40 | 1000 | 11.70 |

Material options: Stainless steel AISI 304 (L) (A2) / AISI 316 (L) (A4), ST-37-42 Mild Steel, Corten A, Pregalvanized steel, Aluminum
 Finish options : Hot Dip Galvanized to EN 1461, Electrogalvanized to TS 149, Electrostatic Paint Coated, Prime coated

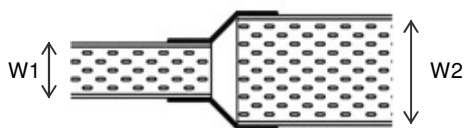
Cable Trays

40

GE-KT1-R-A40
 Straight reducer
 Redüksiyon
 Редукции



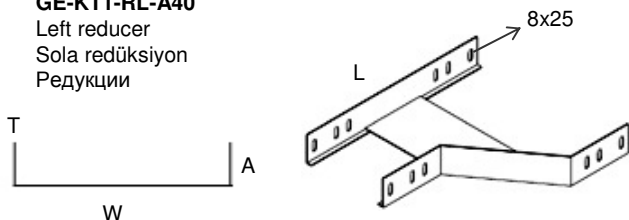
| Part No | T | W1 - W2 | A | L | Kg |
|--------------------|-----|-----------|----|-----|------|
| GE-KT1-R-10-20-A40 | 1.5 | 100 - 200 | 40 | 300 | 0,55 |
| GE-KT1-R-10-30-A40 | 1.5 | 100 - 300 | 40 | 340 | 0,80 |
| GE-KT1-R-10-40-A40 | 1.5 | 100 - 400 | 40 | 400 | 1,15 |
| GE-KT1-R-10-50-A40 | 1.5 | 100 - 500 | 40 | 440 | 1,50 |
| GE-KT1-R-10-60-A40 | 1.5 | 100 - 600 | 40 | 490 | 1,90 |
| GE-KT1-R-10-75-A40 | 1.5 | 100 - 750 | 40 | 560 | 2,65 |
| GE-KT1-R-10-90-A40 | 1.5 | 100 - 900 | 40 | 650 | 3,65 |



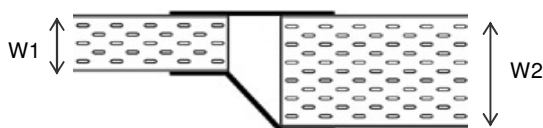
How to order / Kodlama / Как написать при заказе

GE-KT1 R 100 200 A40 PG
 (Series + Product + Width1 + Width2 + Height + Finish)

GE-KT1-RL-A40
 Left reducer
 Sola redüksiyon
 Редукции



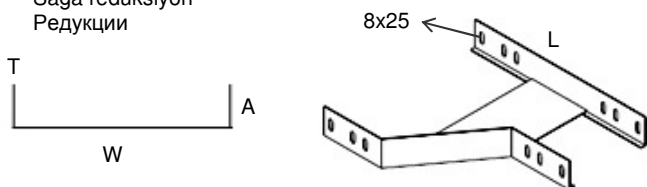
| Part No | T | W1 - W2 | A | L | Kg |
|---------------------|-----|-----------|----|-----|------|
| GE-KT1-RL-10-20-A40 | 1.5 | 100 - 200 | 40 | 300 | 0,60 |
| GE-KT1-RL-10-30-A40 | 1.5 | 100 - 300 | 40 | 340 | 0,80 |
| GE-KT1-RL-10-40-A40 | 1.5 | 100 - 400 | 40 | 400 | 1,20 |
| GE-KT1-RL-10-50-A40 | 1.5 | 100 - 500 | 40 | 440 | 1,55 |
| GE-KT1-RL-10-60-A40 | 1.5 | 100 - 600 | 40 | 490 | 2,00 |
| GE-KT1-RL-10-75-A40 | 1.5 | 100 - 750 | 40 | 560 | 2,75 |
| GE-KT1-RL-10-90-A40 | 1.5 | 100 - 900 | 40 | 650 | 3,75 |



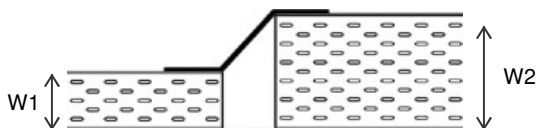
How to order / Kodlama / Как написать при заказе

GE-KT1 RL 100 200 A40 PG
 (Series + Product + Width1 + Width2 + Height + Finish)

GE-KT1-RR-A40
 Right reducer
 Sağa redüksiyon
 Редукции



| Part No | T | W1 - W2 | A | L | Kg |
|---------------------|-----|-----------|----|-----|------|
| GE-KT1-RR-10-20-A40 | 1.5 | 100 - 200 | 40 | 300 | 0,60 |
| GE-KT1-RR-10-30-A40 | 1.5 | 100 - 300 | 40 | 340 | 0,80 |
| GE-KT1-RR-10-40-A40 | 1.5 | 100 - 400 | 40 | 400 | 1,20 |
| GE-KT1-RR-10-50-A40 | 1.5 | 100 - 500 | 40 | 440 | 1,55 |
| GE-KT1-RR-10-60-A40 | 1.5 | 100 - 600 | 40 | 490 | 2,00 |
| GE-KT1-RR-10-75-A40 | 1.5 | 100 - 750 | 40 | 560 | 2,75 |
| GE-KT1-RR-10-90-A40 | 1.5 | 100 - 900 | 40 | 650 | 3,75 |



How to order / Kodlama / Как написать при заказе

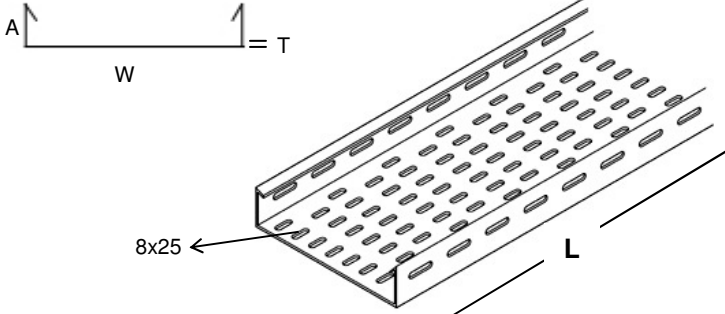
GE-KT1 RR 100 200 A40 PG
 (Series + Product + Width1 + Width2 + Height + Finish)

Cable Trays

GE-KT2-A25

Cable trays, medium duty
 Kablo kanalları

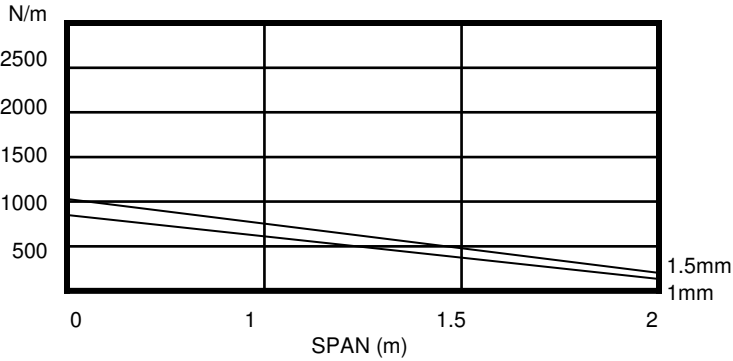
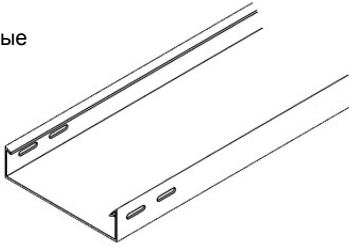
Тяжелая обязанность кабельных лотков



GE-KTN2-A25

Non perforated cable trays, medium duty
 Deliksiz kablo kanalları

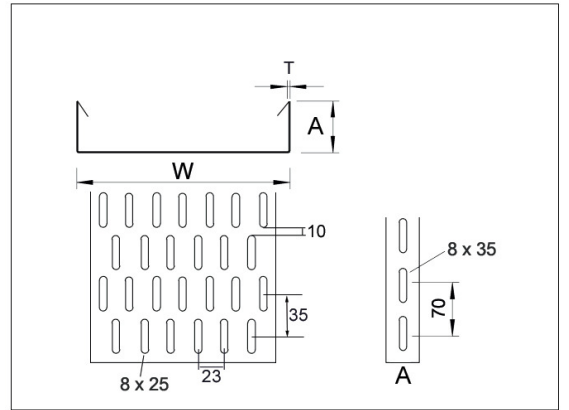
Тяжелый долг, не кабельные
 перфорированные лотки



| Part No | T | W | A | L | Kg/m |
|---------------|-----|-----|----|------|-------|
| GE-KT2-5-A25 | 1 | 50 | 25 | 3000 | 0.84 |
| GE-KT2-7-A25 | 1 | 70 | 25 | 3000 | 1.04 |
| GE-KT2-10-A25 | 1 | 100 | 25 | 3000 | 1.28 |
| GE-KT2-12-A25 | 1 | 120 | 25 | 3000 | 1.44 |
| GE-KT2-15-A25 | 1 | 150 | 25 | 3000 | 1.68 |
| GE-KT2-20-A25 | 1.2 | 200 | 25 | 3000 | 2.50 |
| GE-KT2-22-A25 | 1.2 | 225 | 25 | 3000 | 2.74 |
| GE-KT2-25-A25 | 1.2 | 250 | 25 | 3000 | 2.98 |
| GE-KT2-30-A25 | 1.2 | 300 | 25 | 3000 | 3.46 |
| GE-KT2-40-A25 | 1.5 | 400 | 25 | 3000 | 5.52 |
| GE-KT2-45-A25 | 1.5 | 450 | 25 | 3000 | 6.12 |
| GE-KT2-50-A25 | 1.5 | 500 | 25 | 3000 | 6.72 |
| GE-KT2-60-A25 | 1.5 | 600 | 25 | 3000 | 7.92 |
| GE-KT2-75-A25 | 1.5 | 750 | 25 | 3000 | 9.72 |
| GE-KT2-90-A25 | 1.5 | 900 | 25 | 3000 | 11.52 |

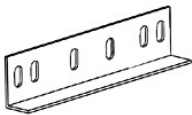
Custom production available upon request.
 İsteğe göre diğer ölçülerde üretim yapılır.
 Возможно изготовление продукции на заказ.

SS4 SS6 HDG PG EG ESB APB AL



GE-EK-25

Splice plate
 Ek parçası
 Связующий элемент



GE-LCN

PVC strip
 PVC conta
 Резиновые прокладки



GE-SPRAY-1

Zinc spray
 Çinko sprej
 Спрей цинка



GE-KC-2

Fixing set
 Kanal civata takımı
 Комплект винтового соединения



GE-LCND

PVC strip double
 PVC conta, çiftli
 Резиновые прокладки



GE-BFEC-4

Flat flexible bar, CuSn
 Yassı esnek bara, Cu
 Провод



Material options: Stainless steel AISI 304 (L) (A2) / AISI 316 (L) (A4), ST-37-42 Mild Steel, Corten A, Pregalvanized steel, Aluminum
 Finish options : Hot Dip Galvanized to EN 1461, Electrogalvanized to TS 149, Electrostatic Paint Coated, Prime coated

Cable Trays

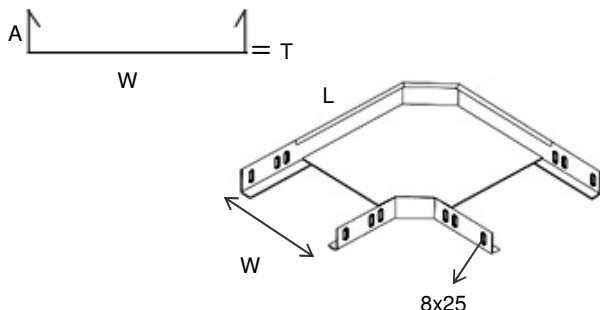
25

GE-KT2-D90-A25

90° flat bend

90° dönüş elemanı

Секция угловая горизонтальная 90°



No couplers required for fixing to cable trays.
 Please specify radius when ordering.

Birleştirme için ek parçasına gerek yoktur.
 Siparişte radyusu belirtiniz

Нет арматуры, необходимой для фиксации кабеля в лотки.
 Укажите радиус при заказе.

| Part No | T | W | A | L | Kg |
|-------------------|-----|-----|----|------|-------|
| GE-KT2-D90-5-A25 | 1 | 50 | 25 | 210 | 0.41 |
| GE-KT2-D90-7-A25 | 1 | 70 | 25 | 230 | 0.47 |
| GE-KT2-D90-10-A25 | 1 | 100 | 25 | 260 | 0.56 |
| GE-KT2-D90-12-A25 | 1 | 120 | 25 | 280 | 0.64 |
| GE-KT2-D90-15-A25 | 1 | 150 | 25 | 310 | 0.75 |
| GE-KT2-D90-20-A25 | 1.2 | 200 | 25 | 360 | 1.10 |
| GE-KT2-D90-22-A25 | 1.2 | 225 | 25 | 385 | 1.25 |
| GE-KT2-D90-25-A25 | 1.2 | 250 | 25 | 410 | 1.42 |
| GE-KT2-D90-30-A25 | 1.2 | 300 | 25 | 470 | 1.95 |
| GE-KT2-D90-40-A25 | 1.5 | 400 | 25 | 570 | 3.40 |
| GE-KT2-D90-45-A25 | 1.5 | 450 | 25 | 610 | 4.10 |
| GE-KT2-D90-50-A25 | 1.5 | 500 | 25 | 660 | 4.80 |
| GE-KT2-D90-60-A25 | 1.5 | 600 | 25 | 760 | 6.50 |
| GE-KT2-D90-75-A25 | 1.5 | 750 | 25 | 910 | 9.50 |
| GE-KT2-D90-90-A25 | 1.5 | 900 | 25 | 1060 | 13.20 |

Flat bends in 90°, 60°, 45°, 30° are available on request.
 90° flat bend is supplied as standard unless the angle is specified when ordering.

90°, 60°, 45°, 30° dönüşler mevcuttur. Başka ölçü belirtilmedikçe standart 90° teslim edilir.

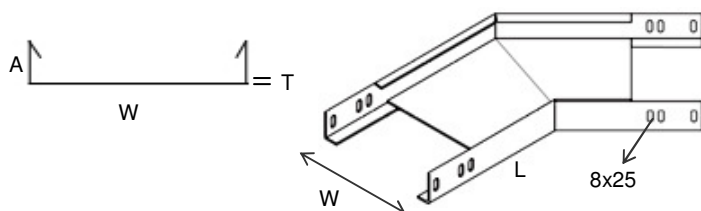
Угловые элементы могут быть изготовлены 90, 60, 45, 30. Стандартный размер 90, кроме случаев оговорённых при заказе.

GE-KT2-D45-A25

45° flat bend

45° dönüş elemanı

Секция угловая горизонтальная 45°



No couplers required for fixing to cable trays.
 Please specify radius when ordering.

Birleştirme için ek parçasına gerek yoktur.
 Siparişte radyusu belirtiniz

Нет арматуры, необходимой для фиксации кабеля в лотки.
 Укажите радиус при заказе.

| Part No | T | W | A | L | Kg |
|-------------------|-----|-----|----|------|-------|
| GE-KT2-D45-5-A25 | 1 | 50 | 25 | 210 | 0.41 |
| GE-KT2-D45-7-A25 | 1 | 70 | 25 | 230 | 0.47 |
| GE-KT2-D45-10-A25 | 1 | 100 | 25 | 260 | 0.56 |
| GE-KT2-D45-12-A25 | 1 | 120 | 25 | 280 | 0.64 |
| GE-KT2-D45-15-A25 | 1 | 150 | 25 | 310 | 0.75 |
| GE-KT2-D45-20-A25 | 1.2 | 200 | 25 | 360 | 1.10 |
| GE-KT2-D45-22-A25 | 1.2 | 225 | 25 | 385 | 1.25 |
| GE-KT2-D45-25-A25 | 1.2 | 250 | 25 | 410 | 1.42 |
| GE-KT2-D45-30-A25 | 1.2 | 300 | 25 | 470 | 1.95 |
| GE-KT2-D45-40-A25 | 1.5 | 400 | 25 | 570 | 3.40 |
| GE-KT2-D45-45-A25 | 1.5 | 450 | 25 | 610 | 4.10 |
| GE-KT2-D45-50-A25 | 1.5 | 500 | 25 | 660 | 4.80 |
| GE-KT2-D45-60-A25 | 1.5 | 600 | 25 | 760 | 6.50 |
| GE-KT2-D45-75-A25 | 1.5 | 750 | 25 | 910 | 9.50 |
| GE-KT2-D45-90-A25 | 1.5 | 900 | 25 | 1060 | 13.20 |

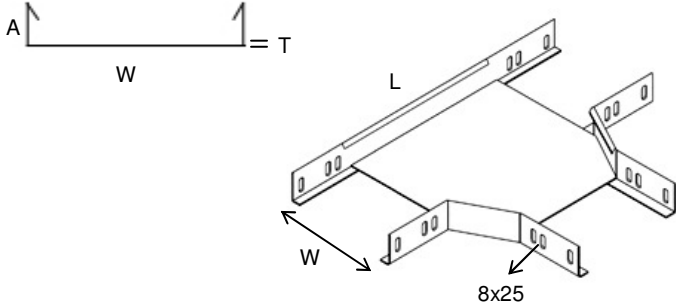
Material options: Stainless steel AISI 304 (L) (A2) / AISI 316 (L) (A4), ST-37-42 Mild Steel, Corten A, Pregalvanized steel, Aluminum
 Finish options : Hot Dip Galvanized to EN 1461, Electrogalvanized to TS 149, Electrostatic Paint Coated, Prime coated

25

Cable Trays

GE-KT2-T-A25

Tee
 T elemanı
 T образное разветвление

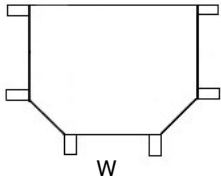


| Part No | T | W | A | L | Kg |
|-----------------|-----|-----|----|------|-------|
| GE-KT2-T-5-A25 | 1 | 50 | 25 | 370 | 0.54 |
| GE-KT2-T-7-A25 | 1 | 70 | 25 | 390 | 0.58 |
| GE-KT2-T-10-A25 | 1 | 100 | 25 | 420 | 0.67 |
| GE-KT2-T-12-A25 | 1 | 120 | 25 | 440 | 0.72 |
| GE-KT2-T-15-A25 | 1 | 150 | 25 | 470 | 0.83 |
| GE-KT2-T-20-A25 | 1.2 | 200 | 25 | 520 | 1.15 |
| GE-KT2-T-22-A25 | 1.2 | 225 | 25 | 545 | 1.30 |
| GE-KT2-T-25-A25 | 1.2 | 250 | 25 | 570 | 1.45 |
| GE-KT2-T-30-A25 | 1.2 | 300 | 25 | 620 | 2.25 |
| GE-KT2-T-40-A25 | 1.5 | 400 | 25 | 720 | 3.35 |
| GE-KT2-T-45-A25 | 1.5 | 450 | 25 | 770 | 3.99 |
| GE-KT2-T-50-A25 | 1.5 | 500 | 25 | 820 | 4.71 |
| GE-KT2-T-60-A25 | 1.5 | 600 | 25 | 920 | 6.30 |
| GE-KT2-T-75-A25 | 1.5 | 750 | 25 | 1070 | 9.25 |
| GE-KT2-T-90-A25 | 1.5 | 900 | 25 | 1220 | 12.80 |

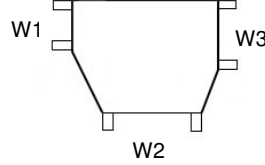
No couplers required for fixing to cable trays.
 Please specify radius when ordering.

Birleştirme için ek parçasına gerek yoktur.
 Siparişte radyusu belirtiniz

Нет арматуры, необходимой для фиксации кабеля в лотки.
 Укажите радиус при заказе.



Equal Tee
 Eşit T elemanı
 Равное разветвление

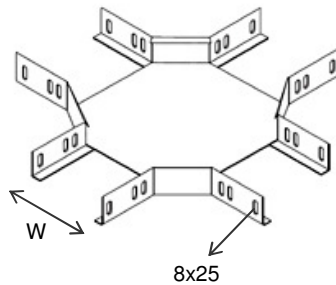
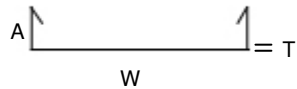


Unequal Tee
 Eşit olmayan T elemanı
 Неравное разветвление

Please specify the widths of unequal tees by drawing.
 Eşit olmayan T' lerde W ölçülerini siparişte belirtiniz.
 Укажите размеры W неравного T-образного разветвления.

GE-KT2-DB-A25

Crossing
 Dörtlü bağlantı elemanı
 Секция крестообразная

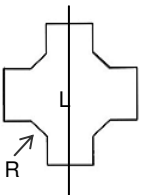


| Part No | T | W | A | L | Kg |
|------------------|-----|-----|----|------|-------|
| GE-KT2-DB-5-A25 | 1 | 50 | 25 | 370 | 0.73 |
| GE-KT2-DB-7-A25 | 1 | 70 | 25 | 390 | 0.78 |
| GE-KT2-DB-10-A25 | 1 | 100 | 25 | 420 | 0.87 |
| GE-KT2-DB-12-A25 | 1 | 120 | 25 | 440 | 0.93 |
| GE-KT2-DB-15-A25 | 1 | 150 | 25 | 470 | 1.04 |
| GE-KT2-DB-20-A25 | 1.2 | 200 | 25 | 520 | 1.42 |
| GE-KT2-DB-22-A25 | 1.2 | 225 | 25 | 545 | 1.56 |
| GE-KT2-DB-25-A25 | 1.2 | 250 | 25 | 570 | 1.73 |
| GE-KT2-DB-30-A25 | 1.2 | 300 | 25 | 620 | 2.25 |
| GE-KT2-DB-40-A25 | 1.5 | 400 | 25 | 720 | 3.77 |
| GE-KT2-DB-45-A25 | 1.5 | 450 | 25 | 770 | 4.12 |
| GE-KT2-DB-50-A25 | 1.5 | 500 | 25 | 820 | 5.15 |
| GE-KT2-DB-60-A25 | 1.5 | 600 | 25 | 920 | 6.82 |
| GE-KT2-DB-75-A25 | 1.5 | 750 | 25 | 1070 | 9.82 |
| GE-KT2-DB-90-A25 | 1.5 | 900 | 25 | 1220 | 13.42 |

No couplers required for fixing to cable trays.
 Please specify radius when ordering.

Birleştirme için ek parçasına gerek yoktur.
 Siparişte radyusu belirtiniz

Нет арматуры, необходимой для фиксации кабеля в лотки.
 Укажите радиус при заказе.

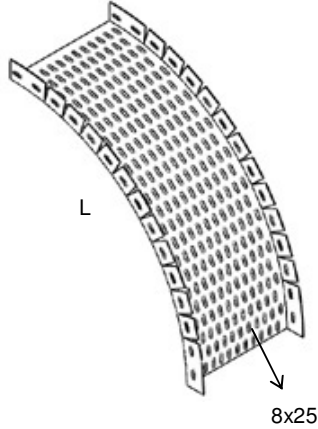
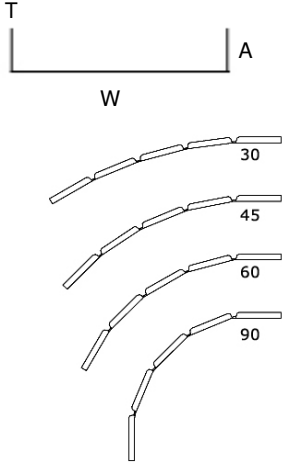


Material options: Stainless steel AISI 304 (L) (A2) / AISI 316 (L) (A4), ST-37-42 Mild Steel, Corten A, Pregalvanized steel, Aluminum
 Finish options : Hot Dip Galvanized to EN 1461, Electrogalvanized to TS 149, Electrostatic Paint Coated, Prime coated

Cable Trays

GE-KT2-OBF-A25

Flexible outside bend
 Modüler dış bükey elemanı
 Внешний угловой элемент



| Part No | T | W | A | L | Kg |
|-------------------|-----|-----|----|------|-------|
| GE-KT2-OBF-5-A25 | 1 | 50 | 25 | 500 | 0.38 |
| GE-KT2-OBF-7-A25 | 1 | 70 | 25 | 500 | 0.46 |
| GE-KT2-OBF-10-A25 | 1 | 100 | 25 | 500 | 0.58 |
| GE-KT2-OBF-12-A25 | 1 | 120 | 25 | 500 | 0.66 |
| GE-KT2-OBF-15-A25 | 1 | 150 | 25 | 500 | 0.78 |
| GE-KT2-OBF-20-A25 | 1.2 | 200 | 25 | 750 | 1.76 |
| GE-KT2-OBF-22-A25 | 1.2 | 225 | 25 | 750 | 1.95 |
| GE-KT2-OBF-25-A25 | 1.2 | 250 | 25 | 750 | 2.14 |
| GE-KT2-OBF-30-A25 | 1.2 | 300 | 25 | 750 | 2.48 |
| GE-KT2-OBF-40-A25 | 1.5 | 400 | 25 | 750 | 4.00 |
| GE-KT2-OBF-45-A25 | 1.5 | 450 | 25 | 750 | 4.46 |
| GE-KT2-OBF-50-A25 | 1.5 | 500 | 25 | 750 | 4.90 |
| GE-KT2-OBF-60-A25 | 1.5 | 600 | 25 | 1000 | 7.74 |
| GE-KT2-OBF-75-A25 | 1.5 | 750 | 25 | 1000 | 9.54 |
| GE-KT2-OBF-90-A25 | 1.5 | 900 | 25 | 1000 | 11.35 |

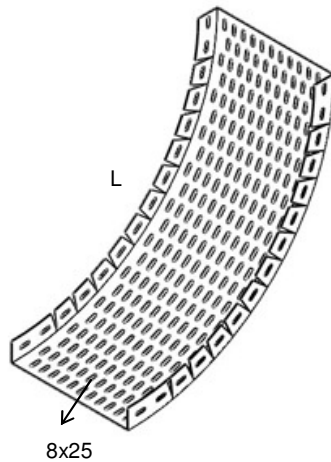
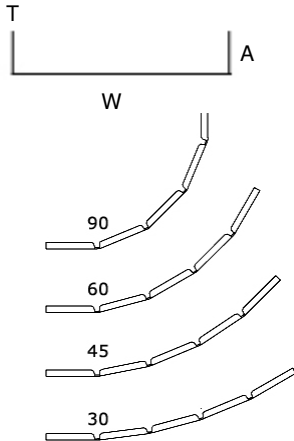
Connection to be made with splice plates.
 Please specify radius when ordering.

Birleştirme için GE-EK kullanılır.
 Siparişte radyusu belirtiniz

Соединение будет с сращивание пластин.
 Укажите радиус при заказе.

GE-KT2-IBF-A25

Flexible inside bend
 Modüler iç bükey elemanı
 Внутренний угловой элемент



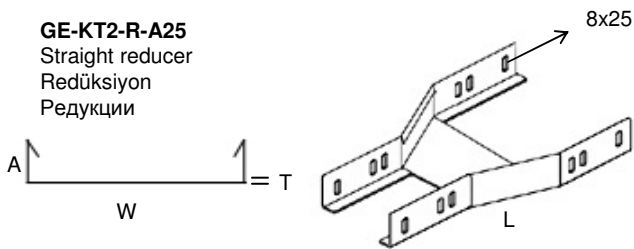
| Part No | T | W | A | L | Kg |
|-------------------|-----|-----|----|------|-------|
| GE-KT2-IBF-5-A25 | 1 | 50 | 25 | 500 | 0.38 |
| GE-KT2-IBF-7-A25 | 1 | 70 | 25 | 500 | 0.46 |
| GE-KT2-IBF-10-A25 | 1 | 100 | 25 | 500 | 0.58 |
| GE-KT2-IBF-12-A25 | 1 | 120 | 25 | 500 | 0.66 |
| GE-KT2-IBF-15-A25 | 1 | 150 | 25 | 500 | 0.78 |
| GE-KT2-IBF-20-A25 | 1.2 | 200 | 25 | 750 | 1.76 |
| GE-KT2-IBF-22-A25 | 1.2 | 225 | 25 | 750 | 1.95 |
| GE-KT2-IBF-25-A25 | 1.2 | 250 | 25 | 750 | 2.14 |
| GE-KT2-IBF-30-A25 | 1.2 | 300 | 25 | 750 | 2.48 |
| GE-KT2-IBF-40-A25 | 1.5 | 400 | 25 | 750 | 4.00 |
| GE-KT2-IBF-45-A25 | 1.5 | 450 | 25 | 750 | 4.46 |
| GE-KT2-IBF-50-A25 | 1.5 | 500 | 25 | 750 | 4.90 |
| GE-KT2-IBF-60-A25 | 1.5 | 600 | 25 | 1000 | 7.74 |
| GE-KT2-IBF-75-A25 | 1.5 | 750 | 25 | 1000 | 9.54 |
| GE-KT2-IBF-90-A25 | 1.5 | 900 | 25 | 1000 | 11.35 |

Material options: Stainless steel AISI 304 (L) (A2) / AISI 316 (L) (A4), ST-37-42 Mild Steel, Corten A, Pregalvanized steel, Aluminum
 Finish options : Hot Dip Galvanized to EN 1461, Electrogalvanized to TS 149, Electrostatic Paint Coated, Prime coated

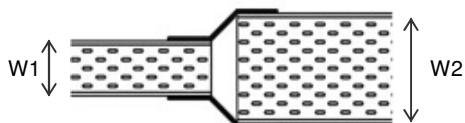
Cable Trays

25

GE-KT2-R-A25
 Straight reducer
 Redüksiyon
 Редукции



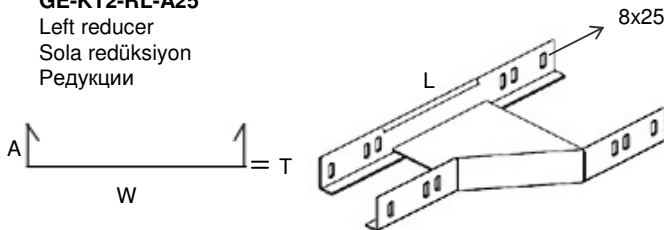
| Part No | T | W1 - W2 | A | L | Kg |
|--------------------|-----|-----------|----|-----|------|
| GE-KT2-R-10-20-A25 | 1.5 | 100 - 200 | 25 | 300 | 0,50 |
| GE-KT2-R-10-30-A25 | 1.5 | 100 - 300 | 25 | 340 | 0,75 |
| GE-KT2-R-10-40-A25 | 1.5 | 100 - 400 | 25 | 400 | 1,10 |
| GE-KT2-R-10-50-A25 | 1.5 | 100 - 500 | 25 | 440 | 1,40 |
| GE-KT2-R-10-60-A25 | 1.5 | 100 - 600 | 25 | 490 | 1,85 |
| GE-KT2-R-10-75-A25 | 1.5 | 100 - 750 | 25 | 560 | 2,55 |
| GE-KT2-R-10-90-A25 | 1.5 | 100 - 900 | 25 | 650 | 3,55 |



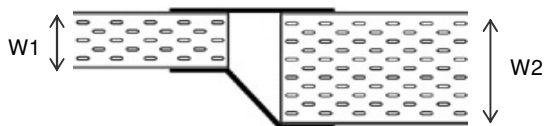
How to order / Kodlama / Как написать при заказе

GE-KT2 R 100 200 A25 PG
 (Series + Product + Width1 + Width2 + Height + Finish)

GE-KT2-RL-A25
 Left reducer
 Sola redüksiyon
 Редукции



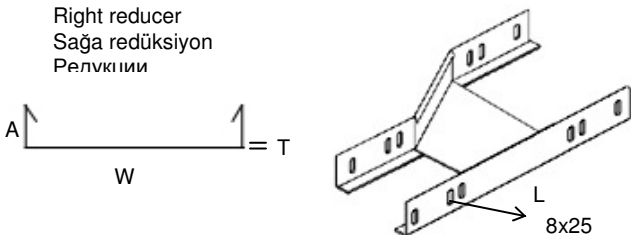
| Part No | T | W1 - W2 | A | L | Kg |
|---------------------|-----|-----------|----|-----|------|
| GE-KT2-RL-10-20-A25 | 1.5 | 100 - 200 | 25 | 300 | 0,55 |
| GE-KT2-RL-10-30-A25 | 1.5 | 100 - 300 | 25 | 340 | 0,75 |
| GE-KT2-RL-10-40-A25 | 1.5 | 100 - 400 | 25 | 400 | 1,10 |
| GE-KT2-RL-10-50-A25 | 1.5 | 100 - 500 | 25 | 440 | 1,45 |
| GE-KT2-RL-10-60-A25 | 1.5 | 100 - 600 | 25 | 490 | 1,90 |
| GE-KT2-RL-10-75-A25 | 1.5 | 100 - 750 | 25 | 560 | 2,65 |
| GE-KT2-RL-10-90-A25 | 1.5 | 100 - 900 | 25 | 650 | 3,65 |



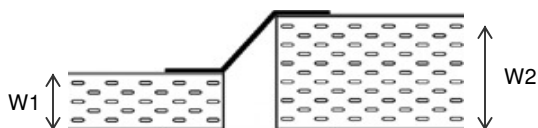
How to order / Kodlama / Как написать при заказе

GE-KT2 RL 100 200 A25 PG
 (Series + Product + Width1 + Width2 + Height + Finish)

GE-KT2-RR-A25
 Right reducer
 Sağa redüksiyon
 Редукции



| Part No | T | W1 - W2 | A | L | Kg |
|---------------------|-----|-----------|----|-----|------|
| GE-KT2-RR-10-20-A25 | 1.5 | 100 - 200 | 25 | 300 | 0,55 |
| GE-KT2-RR-10-30-A25 | 1.5 | 100 - 300 | 25 | 340 | 0,75 |
| GE-KT2-RR-10-40-A25 | 1.5 | 100 - 400 | 25 | 400 | 1,10 |
| GE-KT2-RR-10-50-A25 | 1.5 | 100 - 500 | 25 | 440 | 1,45 |
| GE-KT2-RR-10-60-A25 | 1.5 | 100 - 600 | 25 | 490 | 1,90 |
| GE-KT2-RR-10-75-A25 | 1.5 | 100 - 750 | 25 | 560 | 2,65 |
| GE-KT2-RR-10-90-A25 | 1.5 | 100 - 900 | 25 | 650 | 3,65 |



How to order / Kodlama / Как написать при заказе

GE-KT2 RR 100 200 A25 PG
 (Series + Product + Width1 + Width2 + Height + Finish)

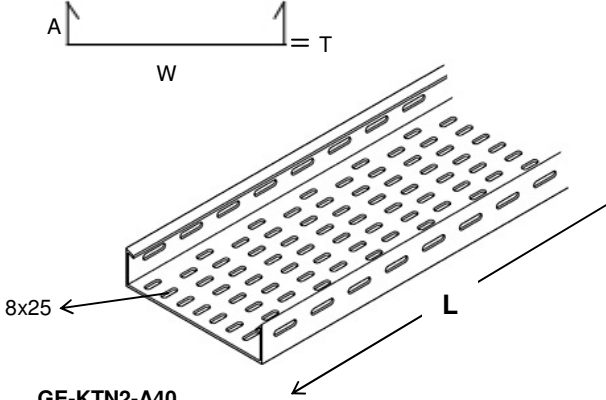
Cable Trays

GE-KT2-A40

Cable trays, Heavy duty

Kablo kanalları, ağır hizmet

Тяжелая обязанность кабельных лотков



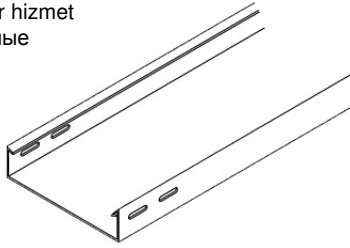
| Part No | T | W | A | L | Kg/m |
|---------------|-----|-----|----|------|-------|
| GE-KT2-5-A40 | 1 | 50 | 40 | 3000 | 1.12 |
| GE-KT2-7-A40 | 1 | 70 | 40 | 3000 | 1.28 |
| GE-KT2-10-A40 | 1 | 100 | 40 | 3000 | 1.52 |
| GE-KT2-12-A40 | 1 | 120 | 40 | 3000 | 1.68 |
| GE-KT2-15-A40 | 1 | 150 | 40 | 3000 | 1.92 |
| GE-KT2-20-A40 | 1.2 | 200 | 40 | 3000 | 2.79 |
| GE-KT2-22-A40 | 1.2 | 225 | 40 | 3000 | 3.03 |
| GE-KT2-25-A40 | 1.2 | 250 | 40 | 3000 | 3.27 |
| GE-KT2-30-A40 | 1.2 | 300 | 40 | 3000 | 3.75 |
| GE-KT2-40-A40 | 1.5 | 400 | 40 | 3000 | 5.88 |
| GE-KT2-45-A40 | 1.5 | 450 | 40 | 3000 | 6.48 |
| GE-KT2-50-A40 | 1.5 | 500 | 40 | 3000 | 7.08 |
| GE-KT2-60-A40 | 1.5 | 600 | 40 | 3000 | 8.28 |
| GE-KT2-75-A40 | 1.5 | 750 | 40 | 3000 | 10.08 |
| GE-KT2-90-A40 | 1.5 | 900 | 40 | 3000 | 11.90 |

GE-KTN2-A40

Non perforated cable trays, Heavy duty

Deliksiz kablo kanalları, ağır hizmet

Тяжелый долг, не кабельные перфорированные лотки

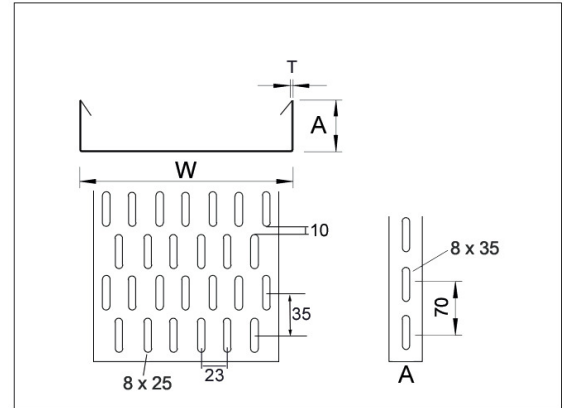
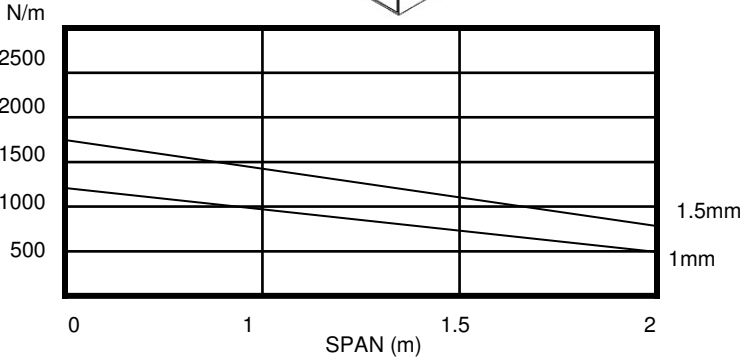


Custom production available upon request.

İsteğe göre diğer ölçülerde üretim yapılır.

Возможно изготовление продукции на заказ.

SS4 SS6 HDG PG EG ESB APB AL

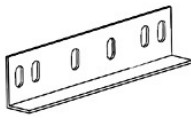


GE-EK-40

Splice plate

Ek parçası

Связующий элемент



GE-LCN

PVC strip

PVC conta

Резиновые прокладки



GE-SPRAY-1

Zinc spray

Çinko sprej

Спрей цинка



GE-KC-2

Fixing set

Kanal civata takımı

Комплект винтового соединения



GE-LCND

PVC strip double

PVC conta, çiftli

Резиновые прокладки



GE- BFEC-4

Flat flexible bar, CuSn

Yassı esnek bara, Cu

Провод



Material options: Stainless steel AISI 304 (L) (A2) / AISI 316 (L) (A4), ST-37-42 Mild Steel, Corten A, Pregalvanized steel, Aluminum
 Finish options : Hot Dip Galvanized to EN 1461, Electrogalvanized to TS 149, Electrostatic Paint Coated, Prime coated

Cable Trays

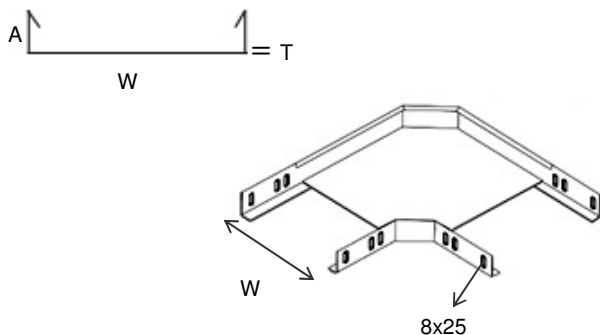
40

GE-KT2-D90-A40

90° flat bend

90° dönüş elemanı

Секция угловая горизонтальная 90°



No couplers required for fixing to cable trays.
 Please specify radius when ordering.

Birleştirme için ek parçasına gerek yoktur.
 Siparişte radyusu belirtiniz

Нет арматуры, необходимой для фиксации кабеля в лотки.
 Укажите радиус при заказе.

| Part No | T | W | A | L | Kg |
|-------------------|-----|-----|----|------|-------|
| GE-KT2-D90-5-A40 | 1 | 50 | 40 | 210 | 0.51 |
| GE-KT2-D90-7-A40 | 1 | 70 | 40 | 230 | 0.58 |
| GE-KT2-D90-10-A40 | 1 | 100 | 40 | 260 | 0.67 |
| GE-KT2-D90-12-A40 | 1 | 120 | 40 | 280 | 0.76 |
| GE-KT2-D90-15-A40 | 1 | 150 | 40 | 310 | 0.89 |
| GE-KT2-D90-20-A40 | 1.2 | 200 | 40 | 360 | 1.24 |
| GE-KT2-D90-22-A40 | 1.2 | 225 | 40 | 385 | 1.41 |
| GE-KT2-D90-25-A40 | 1.2 | 250 | 40 | 410 | 1.58 |
| GE-KT2-D90-30-A40 | 1.2 | 300 | 40 | 470 | 2.48 |
| GE-KT2-D90-40-A40 | 1.5 | 400 | 40 | 570 | 3.68 |
| GE-KT2-D90-45-A40 | 1.5 | 450 | 40 | 610 | 4.37 |
| GE-KT2-D90-50-A40 | 1.5 | 500 | 40 | 660 | 5.15 |
| GE-KT2-D90-60-A40 | 1.5 | 600 | 40 | 760 | 6.85 |
| GE-KT2-D90-75-A40 | 1.5 | 750 | 40 | 910 | 9.90 |
| GE-KT2-D90-90-A40 | 1.5 | 900 | 40 | 1060 | 13.68 |

Flat bends in 90°, 60°, 45°, 30° are available on request.
 90° flat bend is supplied as standard unless the angle is specified when ordering.

90°, 60°, 45°, 30° dönüşler mevcuttur. Başka ölçü belirtilmedikçe standart 90° teslim edilir.

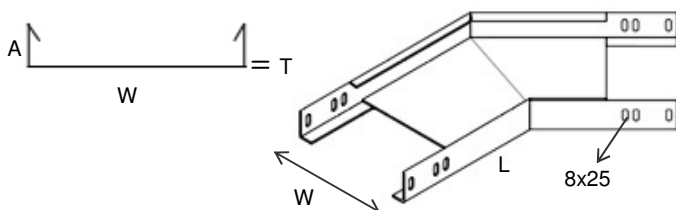
Угловые элементы могут быть изготовлены 90, 60, 45, 30. Стандартный размер 90, кроме случаев оговорённых при заказе.

GE-KT2-D45-A40

45° flat bend

45° dönüş elemanı

Секция угловая горизонтальная 45°



No couplers required for fixing to cable trays.
 Please specify radius when ordering.

Birleştirme için ek parçasına gerek yoktur.
 Siparişte radyusu belirtiniz

Нет арматуры, необходимой для фиксации кабеля в лотки.
 Укажите радиус при заказе.

| Part No | T | W | A | L | Kg |
|-------------------|-----|-----|----|------|-------|
| GE-KT2-D45-5-A40 | 1 | 50 | 40 | 210 | 0.51 |
| GE-KT2-D45-7-A40 | 1 | 70 | 40 | 230 | 0.58 |
| GE-KT2-D45-10-A40 | 1 | 100 | 40 | 260 | 0.67 |
| GE-KT2-D45-12-A40 | 1 | 120 | 40 | 280 | 0.76 |
| GE-KT2-D45-15-A40 | 1 | 150 | 40 | 310 | 0.89 |
| GE-KT2-D45-20-A40 | 1.2 | 200 | 40 | 360 | 1.24 |
| GE-KT2-D45-22-A40 | 1.2 | 225 | 40 | 385 | 1.41 |
| GE-KT2-D45-25-A40 | 1.2 | 250 | 40 | 410 | 1.58 |
| GE-KT2-D45-30-A40 | 1.2 | 300 | 40 | 470 | 2.48 |
| GE-KT2-D45-40-A40 | 1.5 | 400 | 40 | 570 | 3.68 |
| GE-KT2-D45-45-A40 | 1.5 | 450 | 40 | 610 | 4.37 |
| GE-KT2-D45-50-A40 | 1.5 | 500 | 40 | 660 | 5.15 |
| GE-KT2-D45-60-A40 | 1.5 | 600 | 40 | 760 | 6.85 |
| GE-KT2-D45-75-A40 | 1.5 | 750 | 40 | 910 | 9.90 |
| GE-KT2-D45-90-A40 | 1.5 | 900 | 40 | 1060 | 13.68 |

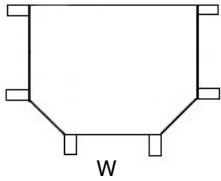
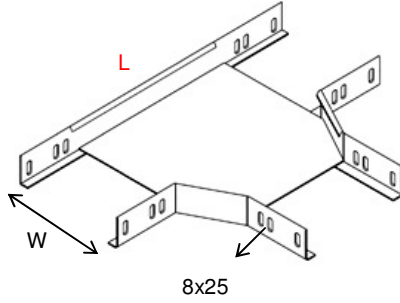
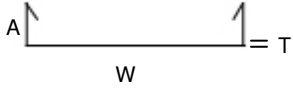
Material options: Stainless steel AISI 304 (L) (A2) / AISI 316 (L) (A4), ST-37-42 Mild Steel, Corten A, Pregalvanized steel, Aluminum
 Finish options : Hot Dip Galvanized to EN 1461, Electrogalvanized to TS 149, Electrostatic Paint Coated, Prime coated

40

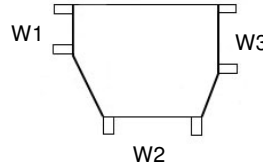
Cable Trays

GE-KT2-T-A40

Tee
 T elemanı
 T образное разветвление



Equal Tee
 Eşit T elemanı
 Равное разветвление



Unequal Tee
 Eşit olmayan T elemanı
 Неравное разветвление

Part No

| Part No | T | W | A | L | Kg |
|-----------------|-----|-----|----|------|-------|
| GE-KT2-T-5-A40 | 1 | 50 | 40 | 370 | 0.71 |
| GE-KT2-T-7-A40 | 1 | 70 | 40 | 390 | 0.78 |
| GE-KT2-T-10-A40 | 1 | 100 | 40 | 420 | 0.86 |
| GE-KT2-T-12-A40 | 1 | 120 | 40 | 440 | 0.92 |
| GE-KT2-T-15-A40 | 1 | 150 | 40 | 470 | 1.10 |
| GE-KT2-T-20-A40 | 1.2 | 200 | 40 | 520 | 1.42 |
| GE-KT2-T-22-A40 | 1.2 | 225 | 40 | 545 | 1.57 |
| GE-KT2-T-25-A40 | 1.2 | 250 | 40 | 570 | 1.74 |
| GE-KT2-T-30-A40 | 1.2 | 300 | 40 | 620 | 2.35 |
| GE-KT2-T-40-A40 | 1.5 | 400 | 40 | 720 | 3.84 |
| GE-KT2-T-45-A40 | 1.5 | 450 | 40 | 770 | 4.54 |
| GE-KT2-T-50-A40 | 1.5 | 500 | 40 | 820 | 5.29 |
| GE-KT2-T-60-A40 | 1.5 | 600 | 40 | 920 | 6.97 |
| GE-KT2-T-75-A40 | 1.5 | 750 | 40 | 1070 | 10.00 |
| GE-KT2-T-90-A40 | 1.5 | 900 | 40 | 1220 | 13.62 |

No couplers required for fixing to cable trays.
 Please specify radius when ordering.

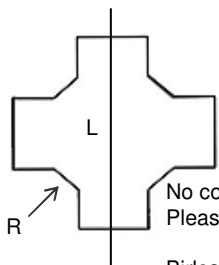
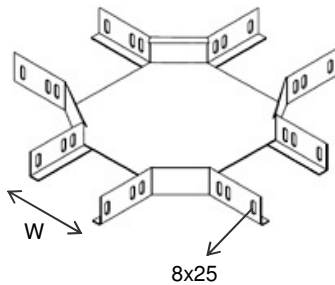
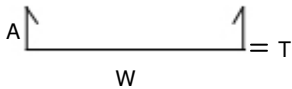
Birleştirme için ek parçasına gerek yoktur.
 Siparişte radyusu belirtiniz

Нет арматуры, необходимой для фиксации кабеля в лотки.
 Укажите радиус при заказе.

Please specify the widths of unequal tees by drawing.
 Eşit olmayan T'lerde W ölçülerini siparişte belirtiniz.
 Укажите размеры W неравного T-образного разветвления.

GE-KT2-DB-A40

Crossing
 Dörtlü bağlantı elemanı
 Секция крестообразная



No couplers required for fixing to cable trays.
 Please specify radius when ordering.

Birleştirme için ek parçasına gerek yoktur.
 Siparişte radyusu belirtiniz

Нет арматуры, необходимой для фиксации кабеля в лотки.
 Укажите радиус при заказе.

Part No

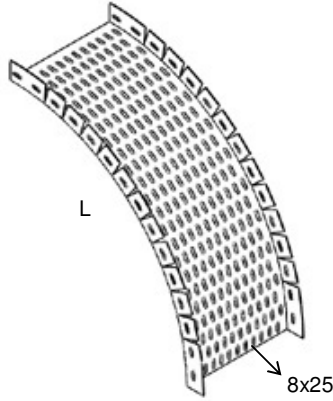
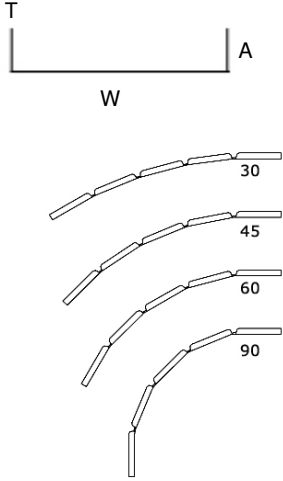
| Part No | T | W | A | L | Kg |
|------------------|-----|-----|----|------|-------|
| GE-KT2-DB-5-A40 | 1 | 50 | 40 | 370 | 0.91 |
| GE-KT2-DB-7-A40 | 1 | 70 | 40 | 390 | 0.96 |
| GE-KT2-DB-10-A40 | 1 | 100 | 40 | 420 | 1.05 |
| GE-KT2-DB-12-A40 | 1 | 120 | 40 | 440 | 1.11 |
| GE-KT2-DB-15-A40 | 1 | 150 | 40 | 470 | 1.22 |
| GE-KT2-DB-20-A40 | 1.2 | 200 | 40 | 520 | 1.60 |
| GE-KT2-DB-22-A40 | 1.2 | 225 | 40 | 545 | 1.74 |
| GE-KT2-DB-25-A40 | 1.2 | 250 | 40 | 570 | 1.91 |
| GE-KT2-DB-30-A40 | 1.2 | 300 | 40 | 620 | 2.49 |
| GE-KT2-DB-40-A40 | 1.5 | 400 | 40 | 720 | 4.01 |
| GE-KT2-DB-45-A40 | 1.5 | 450 | 40 | 770 | 4.36 |
| GE-KT2-DB-50-A40 | 1.5 | 500 | 40 | 820 | 5.36 |
| GE-KT2-DB-60-A40 | 1.5 | 600 | 40 | 920 | 7.06 |
| GE-KT2-DB-75-A40 | 1.5 | 750 | 40 | 1070 | 10.06 |
| GE-KT2-DB-90-A40 | 1.5 | 900 | 40 | 1220 | 13.66 |

Material options: Stainless steel AISI 304 (L) (A2) / AISI 316 (L) (A4), ST-37-42 Mild Steel, Corten A, Pregalvanized steel, Aluminum
 Finish options : Hot Dip Galvanized to EN 1461, Electrogalvanized to TS 149, Electrostatic Paint Coated, Prime coated

Cable Trays

GE-KT2-OBF-A40

Flexible outside bend
 Modüler dış bükey elemanı
 Внешний угловой элемент



| Part No | T | W | A | L | Kg |
|-------------------|-----|-----|----|------|-------|
| GE-KT2-OBF-5-A40 | 1 | 50 | 40 | 500 | 0.56 |
| GE-KT2-OBF-7-A40 | 1 | 70 | 40 | 500 | 0.64 |
| GE-KT2-OBF-10-A40 | 1 | 100 | 40 | 500 | 0.76 |
| GE-KT2-OBF-12-A40 | 1 | 120 | 40 | 500 | 0.84 |
| GE-KT2-OBF-15-A40 | 1 | 150 | 40 | 500 | 0.96 |
| GE-KT2-OBF-20-A40 | 1.2 | 200 | 40 | 750 | 2.10 |
| GE-KT2-OBF-22-A40 | 1.2 | 225 | 40 | 750 | 2.27 |
| GE-KT2-OBF-25-A40 | 1.2 | 250 | 40 | 750 | 2.45 |
| GE-KT2-OBF-30-A40 | 1.2 | 300 | 40 | 750 | 3.50 |
| GE-KT2-OBF-40-A40 | 1.5 | 400 | 40 | 750 | 4.41 |
| GE-KT2-OBF-45-A40 | 1.5 | 450 | 40 | 750 | 4.86 |
| GE-KT2-OBF-50-A40 | 1.5 | 500 | 40 | 750 | 5.30 |
| GE-KT2-OBF-60-A40 | 1.5 | 600 | 40 | 1000 | 8.28 |
| GE-KT2-OBF-75-A40 | 1.5 | 750 | 40 | 1000 | 10.08 |
| GE-KT2-OBF-90-A40 | 1.5 | 900 | 40 | 1000 | 11.90 |

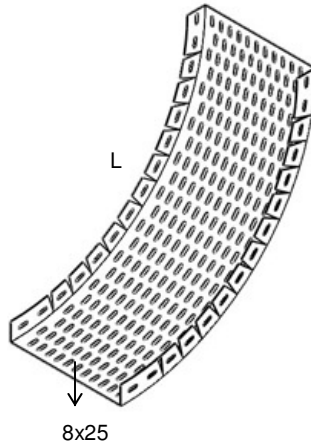
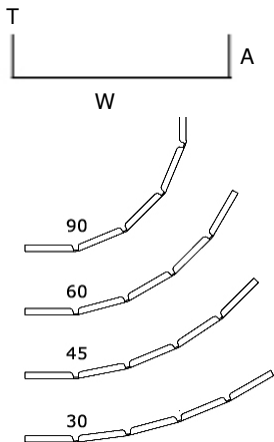
Connection to be made with splice plates.
 Please specify radius when ordering.

Birleştirme için GE-EK kullanılır.
 Siparişte radyusu belirtiniz

Соединение будет с сращивание пластин.
 Укажите радиус при заказе.

GE-KT2-IBF-A40

Flexible inside bend
 Modüler iç bükey elemanı
 Внутренний угловой элемент



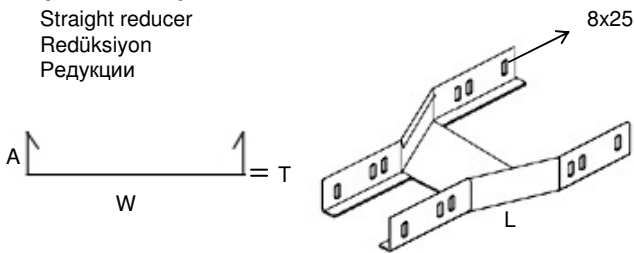
| Part No | T | W | A | L | Kg |
|-------------------|-----|-----|----|------|-------|
| GE-KT2-IBF-5-A40 | 1 | 50 | 40 | 500 | 0.56 |
| GE-KT2-IBF-7-A40 | 1 | 70 | 40 | 500 | 0.64 |
| GE-KT2-IBF-10-A40 | 1 | 100 | 40 | 500 | 0.76 |
| GE-KT2-IBF-12-A40 | 1 | 120 | 40 | 500 | 0.84 |
| GE-KT2-IBF-15-A40 | 1 | 150 | 40 | 500 | 0.96 |
| GE-KT2-IBF-20-A40 | 1.2 | 200 | 40 | 750 | 2.10 |
| GE-KT2-IBF-22-A40 | 1.2 | 225 | 40 | 750 | 2.27 |
| GE-KT2-IBF-25-A40 | 1.2 | 250 | 40 | 750 | 2.45 |
| GE-KT2-IBF-30-A40 | 1.2 | 300 | 40 | 750 | 3.50 |
| GE-KT2-IBF-40-A40 | 1.5 | 400 | 40 | 750 | 4.41 |
| GE-KT2-IBF-45-A40 | 1.5 | 450 | 40 | 750 | 4.86 |
| GE-KT2-IBF-50-A40 | 1.5 | 500 | 40 | 750 | 5.30 |
| GE-KT2-IBF-60-A40 | 1.5 | 600 | 40 | 1000 | 8.28 |
| GE-KT2-IBF-75-A40 | 1.5 | 750 | 40 | 1000 | 10.08 |
| GE-KT2-IBF-90-A40 | 1.5 | 900 | 40 | 1000 | 11.90 |

Material options: Stainless steel AISI 304 (L) (A2) / AISI 316 (L) (A4), ST-37-42 Mild Steel, Corten A, Pregalvanized steel, Aluminum
 Finish options : Hot Dip Galvanized to EN 1461, Electrogalvanized to TS 149, Electrostatic Paint Coated, Prime coated

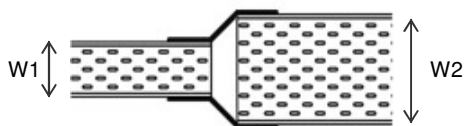
Cable Trays

40

GE-KT2-R-A40
 Straight reducer
 Redüksiyon
 Редукции



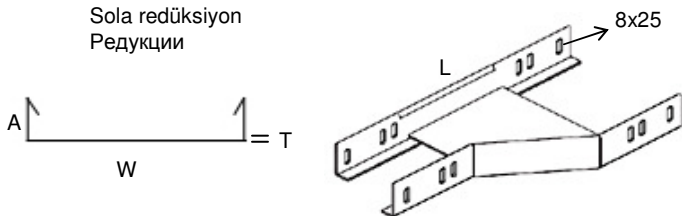
| Part No | T | W1 - W2 | A | L | Kg |
|--------------------|-----|-----------|----|-----|------|
| GE-KT2-R-10-20-A40 | 1.5 | 100 - 200 | 40 | 300 | 0,65 |
| GE-KT2-R-10-30-A40 | 1.5 | 100 - 300 | 40 | 340 | 0,85 |
| GE-KT2-R-10-40-A40 | 1.5 | 100 - 400 | 40 | 400 | 1,25 |
| GE-KT2-R-10-50-A40 | 1.5 | 100 - 500 | 40 | 440 | 1,60 |
| GE-KT2-R-10-60-A40 | 1.5 | 100 - 600 | 40 | 490 | 2,05 |
| GE-KT2-R-10-75-A40 | 1.5 | 100 - 750 | 40 | 560 | 2,80 |
| GE-KT2-R-10-90-A40 | 1.5 | 100 - 900 | 40 | 650 | 3,80 |



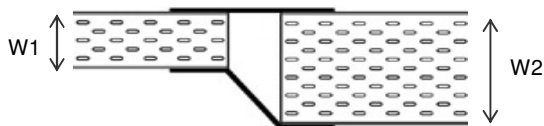
How to order / Kodlama / Как написать при заказе

GE-KT2 R 100 200 A40 PG
 (Series + Product + Width1 + Width2 + Height + Finish)

GE-KT2-RL-A40
 Left reducer
 Sola redüksiyon
 Редукции



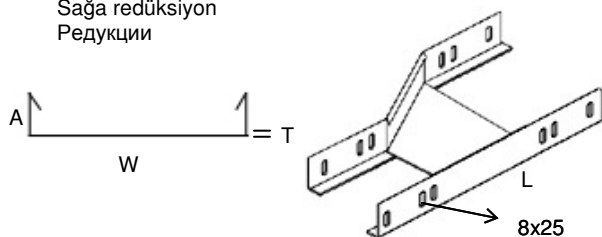
| Part No | T | W1 - W2 | A | L | Kg |
|---------------------|-----|-----------|----|-----|------|
| GE-KT2-RL-10-20-A40 | 1.5 | 100 - 200 | 40 | 300 | 0,65 |
| GE-KT2-RL-10-30-A40 | 1.5 | 100 - 300 | 40 | 340 | 0,90 |
| GE-KT2-RL-10-40-A40 | 1.5 | 100 - 400 | 40 | 400 | 1,30 |
| GE-KT2-RL-10-50-A40 | 1.5 | 100 - 500 | 40 | 440 | 1,65 |
| GE-KT2-RL-10-60-A40 | 1.5 | 100 - 600 | 40 | 490 | 2,10 |
| GE-KT2-RL-10-75-A40 | 1.5 | 100 - 750 | 40 | 560 | 2,90 |
| GE-KT2-RL-10-90-A40 | 1.5 | 100 - 900 | 40 | 650 | 3,95 |



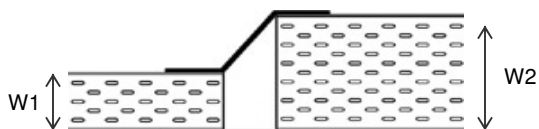
How to order / Kodlama / Как написать при заказе

GE-KT2 RL 100 200 A40 PG
 (Series + Product + Width1 + Width2 + Height + Finish)

GE-KT2-RR-A40
 Right reducer
 Sağa redüksiyon
 Редукции



| Part No | T | W1 - W2 | A | L | Kg |
|---------------------|-----|-----------|----|-----|------|
| GE-KT2-RR-10-20-A40 | 1.5 | 100 - 200 | 40 | 300 | 0,65 |
| GE-KT2-RR-10-30-A40 | 1.5 | 100 - 300 | 40 | 340 | 0,90 |
| GE-KT2-RR-10-40-A40 | 1.5 | 100 - 400 | 40 | 400 | 1,30 |
| GE-KT2-RR-10-50-A40 | 1.5 | 100 - 500 | 40 | 440 | 1,65 |
| GE-KT2-RR-10-60-A40 | 1.5 | 100 - 600 | 40 | 490 | 2,10 |
| GE-KT2-RR-10-75-A40 | 1.5 | 100 - 750 | 40 | 560 | 2,90 |
| GE-KT2-RR-10-90-A40 | 1.5 | 100 - 900 | 40 | 650 | 3,95 |



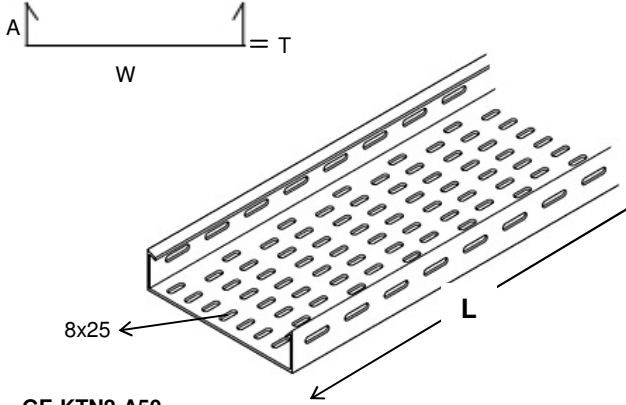
How to order / Kodlama / Как написать при заказе

GE-KT2 RR 100 200 A40 PG
 (Series + Product + Width1 + Width2 + Height + Finish)

Cable Trays

GE-KT2-A50

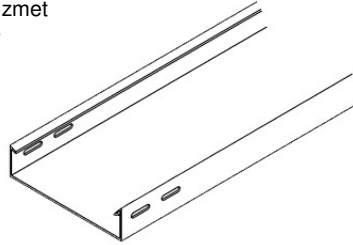
Cable trays, Heavy duty
 Kablo kanalları, Ağır hizmet
 Тяжелая обязанность кабельных лотков



| Part No | T | W | A | L | Kg |
|---------------|-----|-----|----|------|-------|
| GE-KT2-5-A50 | 1 | 50 | 50 | 3000 | 1.30 |
| GE-KT2-7-A50 | 1 | 70 | 50 | 3000 | 1.45 |
| GE-KT2-10-A50 | 1 | 100 | 50 | 3000 | 1.70 |
| GE-KT2-12-A50 | 1 | 120 | 50 | 3000 | 1.85 |
| GE-KT2-15-A50 | 1 | 150 | 50 | 3000 | 2.10 |
| GE-KT2-20-A50 | 1.2 | 200 | 50 | 3000 | 3.00 |
| GE-KT2-22-A50 | 1.2 | 225 | 50 | 3000 | 3.20 |
| GE-KT2-25-A50 | 1.2 | 250 | 50 | 3000 | 3.46 |
| GE-KT2-30-A50 | 1.2 | 300 | 50 | 3000 | 3.95 |
| GE-KT2-40-A50 | 1.5 | 400 | 50 | 3000 | 6.10 |
| GE-KT2-45-A50 | 1.5 | 450 | 50 | 3000 | 6.70 |
| GE-KT2-50-A50 | 1.5 | 500 | 50 | 3000 | 7.30 |
| GE-KT2-60-A50 | 1.5 | 600 | 50 | 3000 | 8.50 |
| GE-KT2-75-A50 | 1.5 | 750 | 50 | 3000 | 10.30 |
| GE-KT2-90-A50 | 1.5 | 900 | 50 | 3000 | 12.10 |

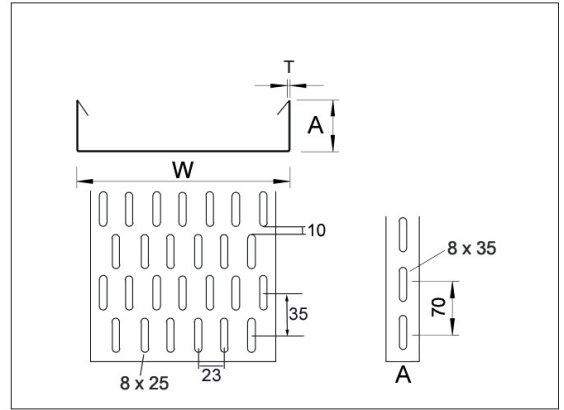
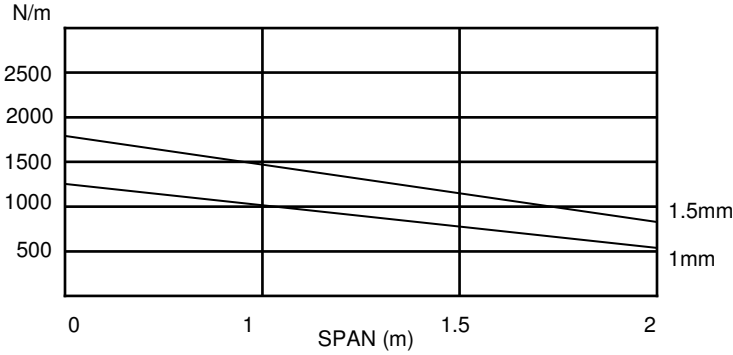
GE-KTN2-A50

Non perforated cable trays, Heavy duty
 Deliksiz kablo kanalları, Ağır hizmet
 Тяжелый долг, не кабельные перфорированные лотки



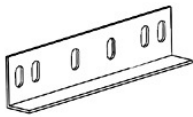
Custom production available upon request.
 İsteğe göre diğer ölçülerde üretim yapılır.
 Возможно изготовление продукции на заказ.

SS4 SS6 HDG PG EG ESB APB AL



GE-EK-50

Splice plate
 Ek parçası
 Связующий элемент



GE-LCN

PVC strip
 PVC conta
 Резиновые прокладки



GE-SPRAY-1

Zinc spray
 Çinko sprej
 Спрей цинка



GE-KC-2

Fixing set
 Kanal civata takımı
 Комплект винтового соединения



GE-LCND

PVC strip double
 PVC conta, çiftli
 Резиновые прокладки



GE- BFEC-4

Flat flexible bar, CuSn
 Yassı esnek bara, Cu
 Провод



Material options: Stainless steel AISI 304 (L) (A2) / AISI 316 (L) (A4), ST-37-42 Mild Steel, Corten A, Pregalvanized steel, Aluminum
 Finish options : Hot Dip Galvanized to EN 1461, Electrogalvanized to TS 149, Electrostatic Paint Coated, Prime coated

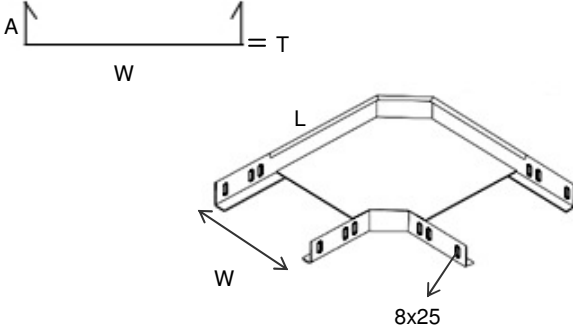
Cable Trays

GE-KT2-D90-A50

90° flat bend

90° dönüş elemanı

Секция угловая горизонтальная 90°



No couplers required for fixing to cable trays.
 Please specify radius when ordering.

Birleştirme için ek parçasına gerek yoktur.
 Siparişte radyusu belirtiniz

Нет арматуры, необходимой для фиксации кабеля в лотки.
 Укажите радиус при заказе.

| Part No | T | W | A | L | Kg |
|-------------------|-----|-----|----|------|-------|
| GE-KT2-D90-5-A50 | 1 | 50 | 50 | 210 | 0.59 |
| GE-KT2-D90-7-A50 | 1 | 70 | 50 | 230 | 0.68 |
| GE-KT2-D90-10-A50 | 1 | 100 | 50 | 260 | 0.76 |
| GE-KT2-D90-12-A50 | 1 | 120 | 50 | 280 | 0.85 |
| GE-KT2-D90-15-A50 | 1 | 150 | 50 | 310 | 0.99 |
| GE-KT2-D90-20-A50 | 1.2 | 200 | 50 | 360 | 1.35 |
| GE-KT2-D90-22-A50 | 1.2 | 225 | 50 | 385 | 1.53 |
| GE-KT2-D90-25-A50 | 1.2 | 250 | 50 | 410 | 1.71 |
| GE-KT2-D90-30-A50 | 1.2 | 300 | 50 | 470 | 2.32 |
| GE-KT2-D90-40-A50 | 1.5 | 400 | 50 | 570 | 3.85 |
| GE-KT2-D90-45-A50 | 1.5 | 450 | 50 | 610 | 4.55 |
| GE-KT2-D90-50-A50 | 1.5 | 500 | 50 | 660 | 5.33 |
| GE-KT2-D90-60-A50 | 1.5 | 600 | 50 | 760 | 7.10 |
| GE-KT2-D90-75-A50 | 1.5 | 750 | 50 | 910 | 10.20 |
| GE-KT2-D90-90-A50 | 1.5 | 900 | 50 | 1060 | 13.90 |

Flat bends in 90°, 60°, 45°, 30° are available on request.
 90° flat bend is supplied as standard unless the angle is specified when ordering.

90°, 60°, 45°, 30° dönüşler mevcuttur. Başka ölçü belirtilmedikçe standart 90° teslim edilir.

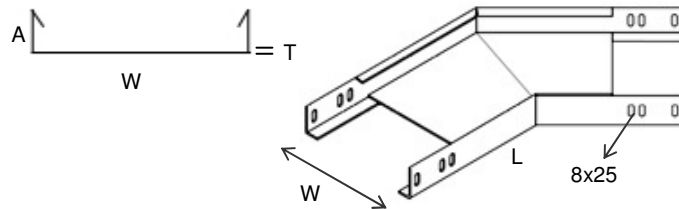
Угловые элементы могут быть изготовлены 90, 60, 45, 30. Стандартный размер 90, кроме случаев оговорённых при заказе.

GE-KT2-D45-A50

45° flat bend

45° dönüş elemanı

Секция угловая горизонтальная 45°



No couplers required for fixing to cable trays.
 Please specify radius when ordering.

Birleştirme için ek parçasına gerek yoktur.
 Siparişte radyusu belirtiniz

Нет арматуры, необходимой для фиксации кабеля в лотки.
 Укажите радиус при заказе.

| Part No | T | W | A | L | Kg |
|-------------------|-----|-----|----|------|-------|
| GE-KT2-D45-5-A50 | 1 | 50 | 50 | 210 | 0.59 |
| GE-KT2-D45-7-A50 | 1 | 70 | 50 | 230 | 0.68 |
| GE-KT2-D45-10-A50 | 1 | 100 | 50 | 260 | 0.76 |
| GE-KT2-D45-12-A50 | 1 | 120 | 50 | 280 | 0.85 |
| GE-KT2-D45-15-A50 | 1 | 150 | 50 | 310 | 0.99 |
| GE-KT2-D45-20-A50 | 1.2 | 200 | 50 | 360 | 1.35 |
| GE-KT2-D45-22-A50 | 1.2 | 225 | 50 | 385 | 1.53 |
| GE-KT2-D45-25-A50 | 1.2 | 250 | 50 | 410 | 1.71 |
| GE-KT2-D45-30-A50 | 1.2 | 300 | 50 | 470 | 2.32 |
| GE-KT2-D45-40-A50 | 1.5 | 400 | 50 | 570 | 3.85 |
| GE-KT2-D45-45-A50 | 1.5 | 450 | 50 | 610 | 4.55 |
| GE-KT2-D45-50-A50 | 1.5 | 500 | 50 | 660 | 5.33 |
| GE-KT2-D45-60-A50 | 1.5 | 600 | 50 | 760 | 7.10 |
| GE-KT2-D45-75-A50 | 1.5 | 750 | 50 | 910 | 10.20 |
| GE-KT2-D45-90-A50 | 1.5 | 900 | 50 | 1060 | 13.90 |

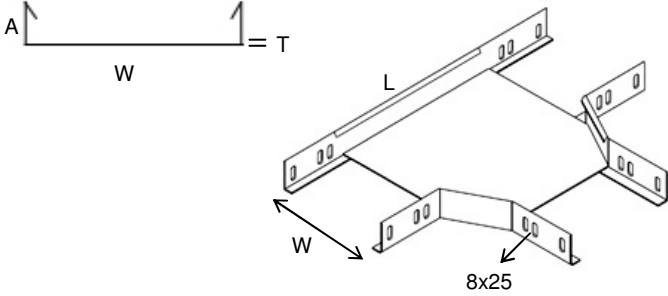
Material options: Stainless steel AISI 304 (L) (A2) / AISI 316 (L) (A4), ST-37-42 Mild Steel, Corten A, Pregalvanized steel, Aluminum
 Finish options : Hot Dip Galvanized to EN 1461, Electrogalvanized to TS 149, Electrostatic Paint Coated, Prime coated

50

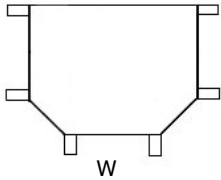
Cable Trays

GE-KT2-T-A50

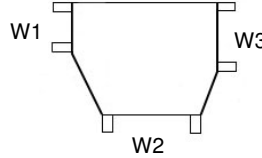
Tee
 T elemanı
 T образное разветвление



| Part No | T | W | A | L | Kg |
|-----------------|-----|-----|----|------|-------|
| GE-KT2-T-5-A50 | 1 | 50 | 50 | 370 | 0.83 |
| GE-KT2-T-7-A50 | 1 | 70 | 50 | 390 | 0.88 |
| GE-KT2-T-10-A50 | 1 | 100 | 50 | 420 | 0.98 |
| GE-KT2-T-12-A50 | 1 | 120 | 50 | 440 | 1.00 |
| GE-KT2-T-15-A50 | 1 | 150 | 50 | 470 | 1.20 |
| GE-KT2-T-20-A50 | 1.2 | 200 | 50 | 520 | 1.54 |
| GE-KT2-T-22-A50 | 1.2 | 225 | 50 | 545 | 1.70 |
| GE-KT2-T-25-A50 | 1.2 | 250 | 50 | 570 | 1.87 |
| GE-KT2-T-30-A50 | 1.2 | 300 | 50 | 620 | 2.50 |
| GE-KT2-T-40-A50 | 1.5 | 400 | 50 | 720 | 4.00 |
| GE-KT2-T-45-A50 | 1.5 | 450 | 50 | 770 | 4.70 |
| GE-KT2-T-50-A50 | 1.5 | 500 | 50 | 820 | 5.46 |
| GE-KT2-T-60-A50 | 1.5 | 600 | 50 | 920 | 7.15 |
| GE-KT2-T-75-A50 | 1.5 | 750 | 50 | 1070 | 10.20 |
| GE-KT2-T-90-A50 | 1.5 | 900 | 50 | 1220 | 13.84 |



Equal Tee
 Eşit T elemanı
 Равное разветвление



Unequal Tee
 Eşit olmayan T elemanı
 Неравное разветвление

No couplers required for fixing to cable trays.
 Please specify radius when ordering.

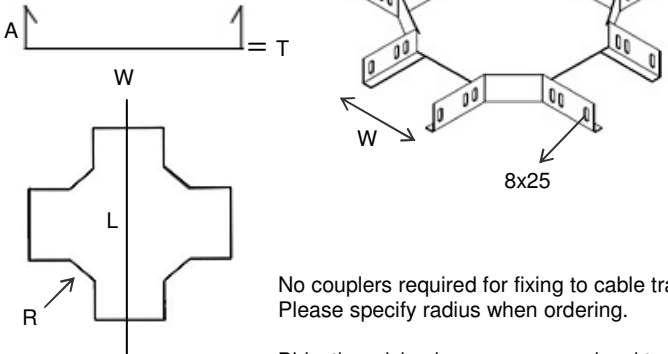
Please specify the widths of unequal tees by drawing.
 Eşit olmayan T' lerde W ölçülerini siparişte belirtiniz.
 Укажите размеры W неравного T-образного разветвления.

Birleştirme için ek parçasına gerek yoktur.
 Siparişte radyusu belirtiniz

Нет арматуры, необходимой для фиксации кабеля в лотки.
 Укажите радиус при заказе.

GE-KT2-DB-A50

Crossing
 Dörtlü bağlantı elemanı
 Секция крестообразная



No couplers required for fixing to cable trays.
 Please specify radius when ordering.

Birleştirme için ek parçasına gerek yoktur.
 Siparişte radyusu belirtiniz

Нет арматуры, необходимой для фиксации кабеля в лотки.
 Укажите радиус при заказе.

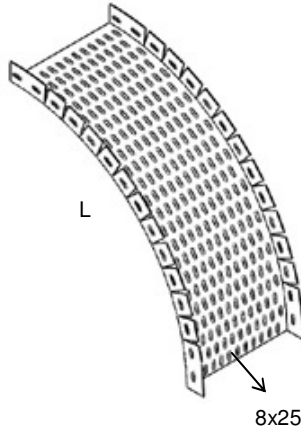
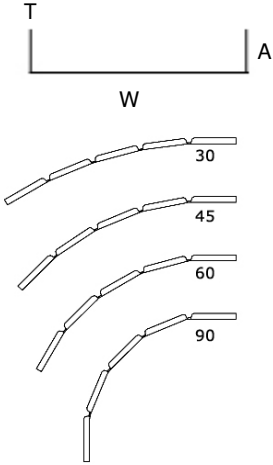
| Part No | T | W | A | L | Kg |
|------------------|-----|-----|----|------|-------|
| GE-KT2-DB-5-A50 | 1 | 50 | 50 | 370 | 1.05 |
| GE-KT2-DB-7-A50 | 1 | 70 | 50 | 390 | 1.10 |
| GE-KT2-DB-10-A50 | 1 | 100 | 50 | 420 | 1.20 |
| GE-KT2-DB-12-A50 | 1 | 120 | 50 | 440 | 1.25 |
| GE-KT2-DB-15-A50 | 1 | 150 | 50 | 470 | 1.35 |
| GE-KT2-DB-20-A50 | 1.2 | 200 | 50 | 520 | 1.73 |
| GE-KT2-DB-22-A50 | 1.2 | 225 | 50 | 545 | 1.87 |
| GE-KT2-DB-25-A50 | 1.2 | 250 | 50 | 570 | 2.05 |
| GE-KT2-DB-30-A50 | 1.2 | 300 | 50 | 620 | 2.63 |
| GE-KT2-DB-40-A50 | 1.5 | 400 | 50 | 720 | 4.15 |
| GE-KT2-DB-45-A50 | 1.5 | 450 | 50 | 770 | 4.50 |
| GE-KT2-DB-50-A50 | 1.5 | 500 | 50 | 820 | 5.50 |
| GE-KT2-DB-60-A50 | 1.5 | 600 | 50 | 920 | 7.20 |
| GE-KT2-DB-75-A50 | 1.5 | 750 | 50 | 1070 | 10.20 |
| GE-KT2-DB-90-A50 | 1.5 | 900 | 50 | 1220 | 13.80 |

Material options: Stainless steel AISI 304 (L) (A2) / AISI 316 (L) (A4), ST-37-42 Mild Steel, Corten A, Pregalvanized steel, Aluminum
 Finish options : Hot Dip Galvanized to EN 1461, Electrogalvanized to TS 149, Electrostatic Paint Coated, Prime coated

Cable Trays

GE-KT2-OBF-A50

Flexible outside bend
 Modüler dış bükey elemanı
 Внешний угловой элемент



| Part No | T | W | A | L | Kg |
|-------------------|-----|-----|----|------|-------|
| GE-KT2-OBF-5-A50 | 1 | 50 | 50 | 500 | 0.65 |
| GE-KT2-OBF-7-A50 | 1 | 70 | 50 | 500 | 0.73 |
| GE-KT2-OBF-10-A50 | 1 | 100 | 50 | 500 | 0.85 |
| GE-KT2-OBF-12-A50 | 1 | 120 | 50 | 500 | 0.95 |
| GE-KT2-OBF-15-A50 | 1 | 150 | 50 | 500 | 1.05 |
| GE-KT2-OBF-20-A50 | 1.2 | 200 | 50 | 750 | 2.25 |
| GE-KT2-OBF-22-A50 | 1.2 | 225 | 50 | 750 | 2.40 |
| GE-KT2-OBF-25-A50 | 1.2 | 250 | 50 | 750 | 2.60 |
| GE-KT2-OBF-30-A50 | 1.2 | 300 | 50 | 750 | 2.96 |
| GE-KT2-OBF-40-A50 | 1.5 | 400 | 50 | 750 | 4.60 |
| GE-KT2-OBF-45-A50 | 1.5 | 450 | 50 | 750 | 5.00 |
| GE-KT2-OBF-50-A50 | 1.5 | 500 | 50 | 750 | 5.50 |
| GE-KT2-OBF-60-A50 | 1.5 | 600 | 50 | 1000 | 8.50 |
| GE-KT2-OBF-75-A50 | 1.5 | 750 | 50 | 1000 | 10.30 |
| GE-KT2-OBF-90-A50 | 1.5 | 900 | 50 | 1000 | 12.10 |

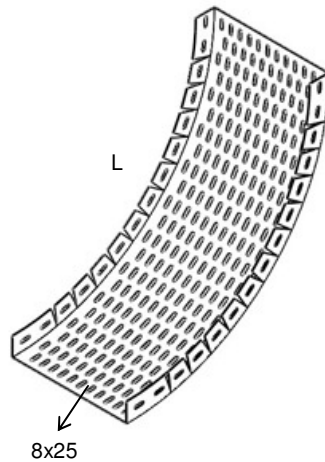
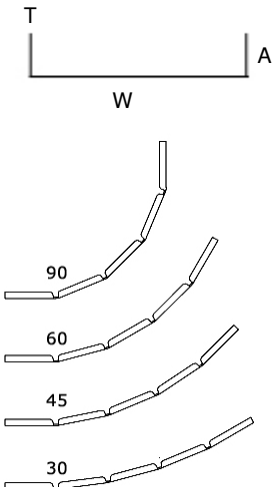
Connection to be made with splice plates.
 Please specify radius when ordering.

Birleştirme için GE-EK kullanılır.
 Siparişte radyusu belirtiniz

Соединение будет с сращивание пластин.
 Укажите радиус при заказе.

GE-KT2-IBF-A50

Flexible inside bend
 Modüler iç bükey elemanı
 Внутренний угловой элемент

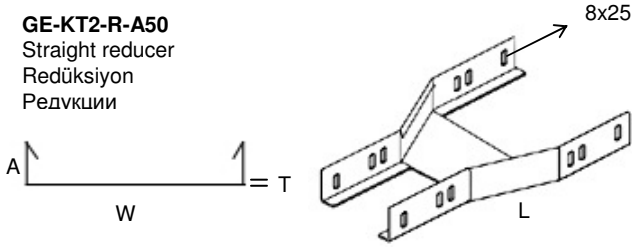


| Part No | T | W | A | L | Kg |
|-------------------|-----|-----|----|------|-------|
| GE-KT2-IBF-5-A50 | 1 | 50 | 50 | 500 | 0.65 |
| GE-KT2-IBF-7-A50 | 1 | 70 | 50 | 500 | 0.73 |
| GE-KT2-IBF-10-A50 | 1 | 100 | 50 | 500 | 0.85 |
| GE-KT2-IBF-12-A50 | 1 | 120 | 50 | 500 | 0.95 |
| GE-KT2-IBF-15-A50 | 1 | 150 | 50 | 500 | 1.05 |
| GE-KT2-IBF-20-A50 | 1.2 | 200 | 50 | 750 | 2.25 |
| GE-KT2-IBF-22-A50 | 1.2 | 225 | 50 | 750 | 2.40 |
| GE-KT2-IBF-25-A50 | 1.2 | 250 | 50 | 750 | 2.60 |
| GE-KT2-IBF-30-A50 | 1.2 | 300 | 50 | 750 | 2.96 |
| GE-KT2-IBF-40-A50 | 1.5 | 400 | 50 | 750 | 4.60 |
| GE-KT2-IBF-45-A50 | 1.5 | 450 | 50 | 750 | 5.00 |
| GE-KT2-IBF-50-A50 | 1.5 | 500 | 50 | 750 | 5.50 |
| GE-KT2-IBF-60-A50 | 1.5 | 600 | 50 | 1000 | 8.50 |
| GE-KT2-IBF-75-A50 | 1.5 | 750 | 50 | 1000 | 10.30 |
| GE-KT2-IBF-90-A50 | 1.5 | 900 | 50 | 1000 | 12.10 |

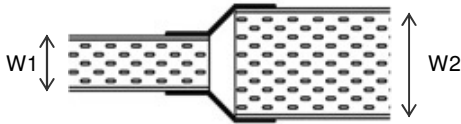
Material options: Stainless steel AISI 304 (L) (A2) / AISI 316 (L) (A4), ST-37-42 Mild Steel, Corten A, Pregalvanized steel, Aluminum
 Finish options : Hot Dip Galvanized to EN 1461, Electrogalvanized to TS 149, Electrostatic Paint Coated, Prime coated

Cable Trays

GE-KT2-R-A50
 Straight reducer
 Redüksiyon
 Редукции



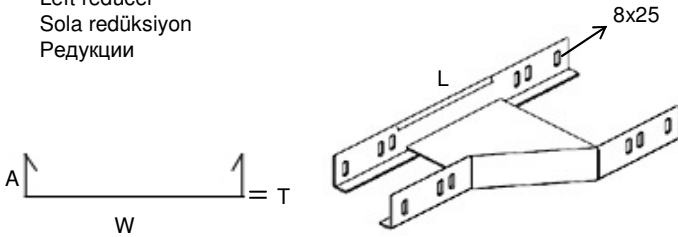
| Part No | T | W1 - W2 | A | L | Kg |
|--------------------|-----|-----------|----|-----|------|
| GE-KT2-R-10-20-A50 | 1.5 | 100 - 200 | 50 | 300 | 0,70 |
| GE-KT2-R-10-30-A50 | 1.5 | 100 - 300 | 50 | 340 | 0,95 |
| GE-KT2-R-10-40-A50 | 1.5 | 100 - 400 | 50 | 400 | 1,35 |
| GE-KT2-R-10-50-A50 | 1.5 | 100 - 500 | 50 | 440 | 1,70 |
| GE-KT2-R-10-60-A50 | 1.5 | 100 - 600 | 50 | 490 | 2,20 |
| GE-KT2-R-10-75-A50 | 1.5 | 100 - 750 | 50 | 560 | 2,95 |
| GE-KT2-R-10-90-A50 | 1.5 | 100 - 900 | 50 | 650 | 4,00 |



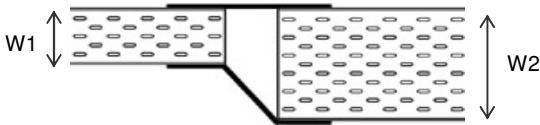
How to order / Kodlama / Как написать при заказе

GE-KT2 R 100 200 A50 HDG
 (Series + Product + Width1 + Width2 + Height + Finish)

GE-KT2-RL-A50
 Left reducer
 Sola redüksiyon
 Редукции



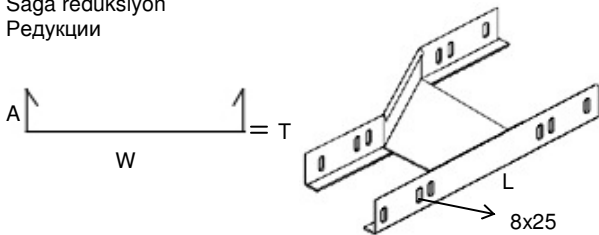
| Part No | T | W1 - W2 | A | L | Kg |
|---------------------|-----|-----------|----|-----|------|
| GE-KT2-RL-10-20-A50 | 1.5 | 100 - 200 | 50 | 300 | 0,75 |
| GE-KT2-RL-10-30-A50 | 1.5 | 100 - 300 | 50 | 340 | 1,00 |
| GE-KT2-RL-10-40-A50 | 1.5 | 100 - 400 | 50 | 400 | 1,40 |
| GE-KT2-RL-10-50-A50 | 1.5 | 100 - 500 | 50 | 440 | 1,80 |
| GE-KT2-RL-10-60-A50 | 1.5 | 100 - 600 | 50 | 490 | 2,30 |
| GE-KT2-RL-10-75-A50 | 1.5 | 100 - 750 | 50 | 560 | 3,10 |
| GE-KT2-RL-10-90-A50 | 1.5 | 100 - 900 | 50 | 650 | 4,15 |



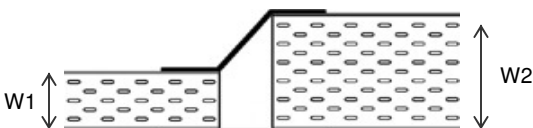
How to order / Kodlama / Как написать при заказе

GE-KT2 RL 100 200 A50 HDG
 (Series + Product + Width1 + Width2 + Height + Finish)

GE-KT2-RR-A50
 Right reducer
 Sağa redüksiyon
 Редукции



| Part No | T | W1 - W2 | A | L | Kg |
|---------------------|-----|-----------|----|-----|------|
| GE-KT2-RR-10-20-A50 | 1.5 | 100 - 200 | 50 | 300 | 0,75 |
| GE-KT2-RR-10-30-A50 | 1.5 | 100 - 300 | 50 | 340 | 1,00 |
| GE-KT2-RR-10-40-A50 | 1.5 | 100 - 400 | 50 | 400 | 1,40 |
| GE-KT2-RR-10-50-A50 | 1.5 | 100 - 500 | 50 | 440 | 1,80 |
| GE-KT2-RR-10-60-A50 | 1.5 | 100 - 600 | 50 | 490 | 2,30 |
| GE-KT2-RR-10-75-A50 | 1.5 | 100 - 750 | 50 | 560 | 3,10 |
| GE-KT2-RR-10-90-A50 | 1.5 | 100 - 900 | 50 | 650 | 4,15 |



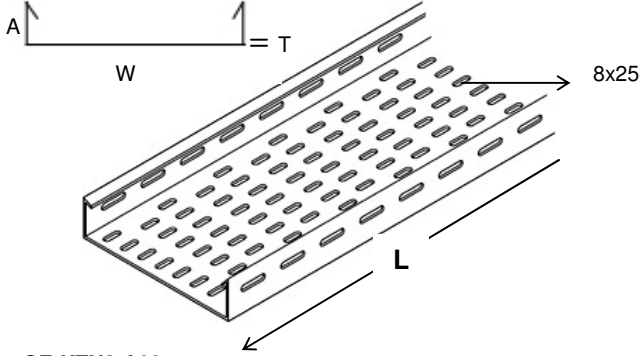
How to order / Kodlama / Как написать при заказе

GE-KT2 RR 100 200 A50 HDG
 (Series + Product + Width1 + Width2 + Height + Finish)

Cable Trays

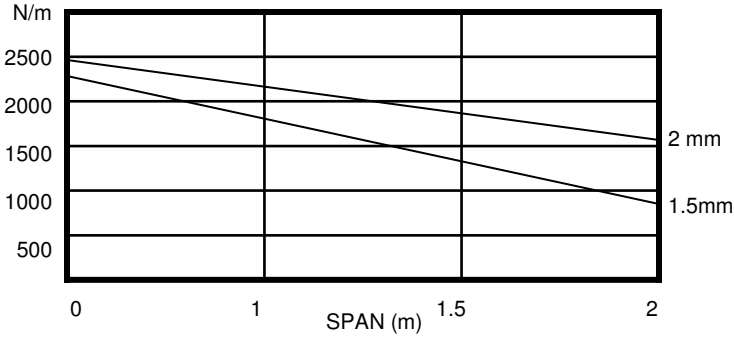
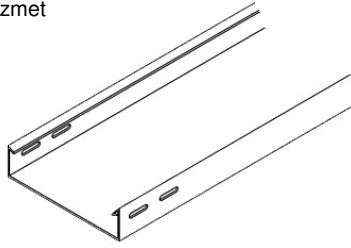
GE-KT2-A60

Cable trays, heavy duty
 Kablo kanalları, ağır hizmet
 Тяжелая обязанность кабельных лотков



GE-KTN2-A60

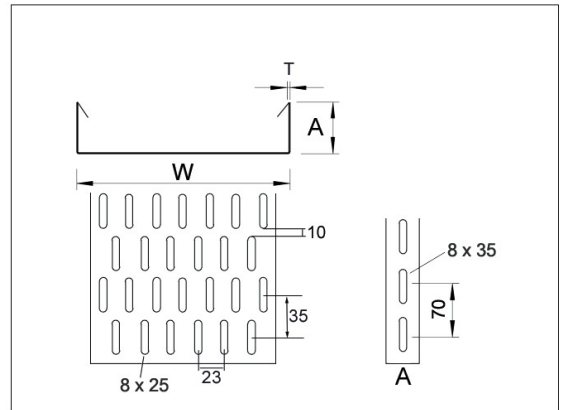
Non perforated cable trays, Heavy duty
 Deliksiz kablo kanalları, Ağır hizmet
 Тяжелый долг, не кабельные перфорированные лотки



| Part No | T | W | A | L | Kg/m |
|---------------|-----|-----|----|------|-------|
| GE-KT2-10-A60 | 1.2 | 100 | 60 | 3000 | 2.20 |
| GE-KT2-12-A60 | 1.2 | 120 | 60 | 3000 | 2.40 |
| GE-KT2-15-A60 | 1.5 | 150 | 60 | 3000 | 3.40 |
| GE-KT2-20-A60 | 1.5 | 200 | 60 | 3000 | 4.00 |
| GE-KT2-22-A60 | 1.5 | 225 | 60 | 3000 | 4.30 |
| GE-KT2-25-A60 | 1.5 | 250 | 60 | 3000 | 4.60 |
| GE-KT2-30-A60 | 1.5 | 300 | 60 | 3000 | 5.20 |
| GE-KT2-40-A60 | 1.5 | 400 | 60 | 3000 | 6.40 |
| GE-KT2-45-A60 | 1.5 | 450 | 60 | 3000 | 7.00 |
| GE-KT2-50-A60 | 2 | 500 | 60 | 3000 | 10.00 |
| GE-KT2-60-A60 | 2 | 600 | 60 | 3000 | 12.50 |
| GE-KT2-75-A60 | 2 | 750 | 60 | 3000 | 14.10 |
| GE-KT2-90-A60 | 2 | 900 | 60 | 3000 | 16.50 |

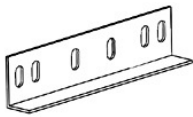
Custom production available upon request.
 İsteğe göre diğer ölçülerde üretim yapılır.
 Возможно изготовление продукции на заказ.

SS4 SS6 HDG PG EG ESB APB AL



GE-EK-60

Splice plate
 Ek parçası
 Связующий элемент



GE-LCN

PVC strip
 PVC conta
 Резиновые прокладки



GE-SPRAY-1

Zinc spray
 Çinko sprej
 Спрей цинка



GE-KC-2

Fixing set
 Kanal civata takımı
 Комплект винтового соединения



GE-LCND

PVC strip double
 PVC conta, çiftli
 Резиновые прокладки



GE-BFEC-4

Flat flexible bar, CuSn
 Yassı esnek bara, Cu
 Провод



Material options: Stainless steel AISI 304 (L) (A2) / AISI 316 (L) (A4), ST-37-42 Mild Steel, Corten A, Pregalvanized steel, Aluminum
 Finish options : Hot Dip Galvanized to EN 1461, Electrogalvanized to TS 149, Electrostatic Paint Coated, Prime coated

Cable Trays

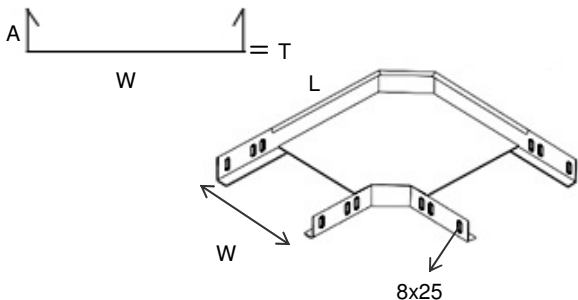
60

GE-KT2-D90-A60

90° flat bend

90° dönüş elemanı

Секция угловая горизонтальная 90°



No couplers required for fixing to cable trays.
 Please specify radius when ordering.

Birleştirme için ek parçasına gerek yoktur.
 Siparişte radyusu belirtiniz

Нет арматуры, необходимой для фиксации кабеля в лотки.
 Укажите радиус при заказе.

| Part No | T | W | A | L | Kg |
|-------------------|-----|-----|----|------|-------|
| GE-KT2-D90-10-A60 | 1.2 | 100 | 60 | 260 | 0.89 |
| GE-KT2-D90-12-A60 | 1.2 | 120 | 60 | 280 | 1.00 |
| GE-KT2-D90-15-A60 | 1.5 | 150 | 60 | 310 | 1.43 |
| GE-KT2-D90-20-A60 | 1.5 | 200 | 60 | 360 | 1.82 |
| GE-KT2-D90-22-A60 | 1.5 | 225 | 60 | 385 | 2.04 |
| GE-KT2-D90-25-A60 | 1.5 | 250 | 60 | 410 | 2.27 |
| GE-KT2-D90-30-A60 | 1.5 | 300 | 60 | 470 | 2.79 |
| GE-KT2-D90-40-A60 | 1.5 | 400 | 60 | 570 | 4.04 |
| GE-KT2-D90-45-A60 | 1.5 | 450 | 60 | 610 | 4.76 |
| GE-KT2-D90-50-A60 | 2 | 500 | 60 | 660 | 7.38 |
| GE-KT2-D90-60-A60 | 2 | 600 | 60 | 760 | 9.72 |
| GE-KT2-D90-75-A60 | 2 | 750 | 60 | 910 | 13.95 |
| GE-KT2-D90-90-A60 | 2 | 900 | 60 | 1060 | 19.00 |

Flat bends in 90°, 60°, 45°, 30° are available on request.
 90° flat bend is supplied as standard unless the angle is specified when ordering.

90°, 60°, 45°, 30° dönüşler mevcuttur. Başka ölçü belirtilmedikçe standart 90° teslim edilir.

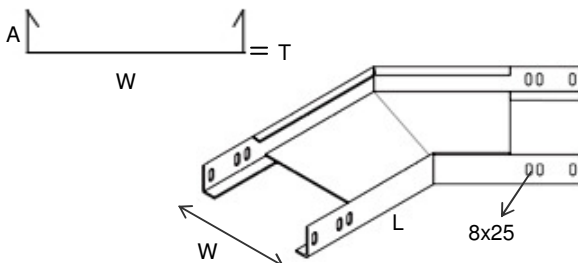
Угловые элементы могут быть изготовлены 90, 60, 45, 30. Стандартный размер 90, кроме случаев оговорённых при заказе.

GE-KT2-D45-A60

45° flat bend

45° dönüş elemanı

Секция угловая горизонтальная 45°



No couplers required for fixing to cable trays.
 Please specify radius when ordering.

Birleştirme için ek parçasına gerek yoktur.
 Siparişte radyusu belirtiniz

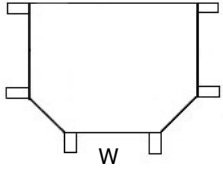
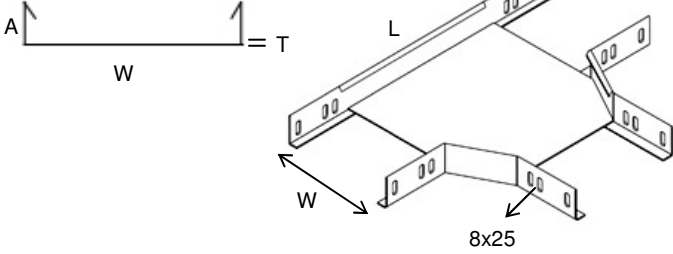
Нет арматуры, необходимой для фиксации кабеля в лотки.
 Укажите радиус при заказе.

| Part No | T | W | A | L | Kg |
|-------------------|-----|-----|----|------|-------|
| GE-KT2-D45-10-A60 | 1.2 | 100 | 60 | 260 | 0.89 |
| GE-KT2-D45-12-A60 | 1.2 | 120 | 60 | 280 | 1.00 |
| GE-KT2-D45-15-A60 | 1.5 | 150 | 60 | 310 | 1.43 |
| GE-KT2-D45-20-A60 | 1.5 | 200 | 60 | 360 | 1.82 |
| GE-KT2-D45-22-A60 | 1.5 | 225 | 60 | 385 | 2.04 |
| GE-KT2-D45-25-A60 | 1.5 | 250 | 60 | 410 | 2.27 |
| GE-KT2-D45-30-A60 | 1.5 | 300 | 60 | 470 | 2.79 |
| GE-KT2-D45-40-A60 | 1.5 | 400 | 60 | 570 | 4.04 |
| GE-KT2-D45-45-A60 | 1.5 | 450 | 60 | 610 | 4.76 |
| GE-KT2-D45-50-A60 | 2 | 500 | 60 | 660 | 7.38 |
| GE-KT2-D45-60-A60 | 2 | 600 | 60 | 760 | 9.72 |
| GE-KT2-D45-75-A60 | 2 | 750 | 60 | 910 | 13.95 |
| GE-KT2-D45-90-A60 | 2 | 900 | 60 | 1060 | 19.00 |

Cable Trays

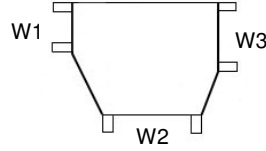
GE-KT2-T-A60

Tee
T elemanı
T образное разветвление



Equal Tee
Eşit T elemanı
Равное разветвление

| Part No | T | W | A | L | Kg |
|-----------------|-----|-----|----|------|-------|
| GE-KT2-T-10-A60 | 1.2 | 100 | 60 | 420 | 1.15 |
| GE-KT2-T-12-A60 | 1.2 | 120 | 60 | 440 | 1.20 |
| GE-KT2-T-15-A60 | 1.5 | 150 | 60 | 470 | 1.74 |
| GE-KT2-T-20-A60 | 1.5 | 200 | 60 | 520 | 2.07 |
| GE-KT2-T-22-A60 | 1.5 | 225 | 60 | 545 | 2.31 |
| GE-KT2-T-25-A60 | 1.5 | 250 | 60 | 570 | 2.50 |
| GE-KT2-T-30-A60 | 1.5 | 300 | 60 | 620 | 2.99 |
| GE-KT2-T-40-A60 | 1.5 | 400 | 60 | 720 | 4.18 |
| GE-KT2-T-45-A60 | 1.5 | 450 | 60 | 770 | 4.89 |
| GE-KT2-T-50-A60 | 2 | 500 | 60 | 820 | 7.52 |
| GE-KT2-T-60-A60 | 2 | 600 | 60 | 920 | 10.50 |
| GE-KT2-T-75-A60 | 2 | 750 | 60 | 1070 | 14.66 |
| GE-KT2-T-90-A60 | 2 | 900 | 60 | 1220 | 19.60 |



Unequal Tee
Eşit olmayan T elemanı
Неравное разветвление

No couplers required for fixing to cable trays.
Please specify radius when ordering.

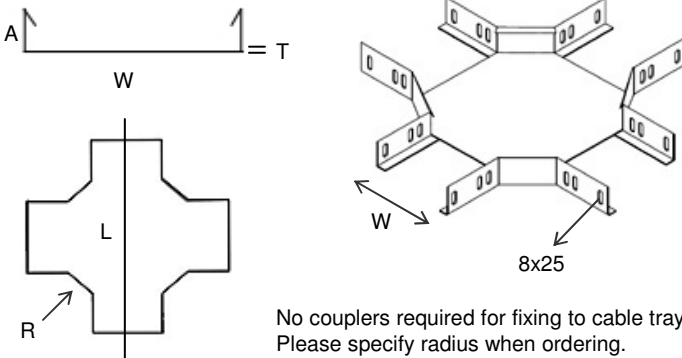
Birleştirme için ek parçasına gerek yoktur.
Siparişte radyusu belirtiniz

Нет арматуры, необходимой для фиксации кабеля в лотки.
Укажите радиус при заказе.

Please specify the widths of unequal tees by drawing.
Eşit olmayan T' lerde W ölçülerini siparişte belirtiniz.
Укажите размеры W неравного T-образного разветвления.

GE-KT2-DB-A60

Crossing
Dörtlül bağlantı elemanı
Секция крестообразная



No couplers required for fixing to cable trays.
Please specify radius when ordering.

Birleştirme için ek parçasına gerek yoktur.
Siparişte radyusu belirtiniz

Нет арматуры, необходимой для фиксации кабеля в лотки.
Укажите радиус при заказе.

| Part No | T | W | A | L | Kg |
|------------------|-----|-----|----|------|-------|
| GE-KT2-DB-10-A60 | 1.2 | 100 | 60 | 420 | 1.49 |
| GE-KT2-DB-12-A60 | 1.2 | 120 | 60 | 440 | 1.56 |
| GE-KT2-DB-15-A60 | 1.5 | 150 | 60 | 470 | 2.12 |
| GE-KT2-DB-20-A60 | 1.5 | 200 | 60 | 520 | 2.48 |
| GE-KT2-DB-22-A60 | 1.5 | 225 | 60 | 545 | 2.66 |
| GE-KT2-DB-25-A60 | 1.5 | 250 | 60 | 570 | 2.87 |
| GE-KT2-DB-30-A60 | 1.5 | 300 | 60 | 620 | 3.33 |
| GE-KT2-DB-40-A60 | 1.5 | 400 | 60 | 720 | 4.48 |
| GE-KT2-DB-45-A60 | 1.5 | 450 | 60 | 770 | 4.83 |
| GE-KT2-DB-50-A60 | 2 | 500 | 60 | 820 | 7.80 |
| GE-KT2-DB-60-A60 | 2 | 600 | 60 | 920 | 10.05 |
| GE-KT2-DB-75-A60 | 2 | 750 | 60 | 1070 | 14.05 |
| GE-KT2-DB-90-A60 | 2 | 900 | 60 | 1220 | 18.80 |

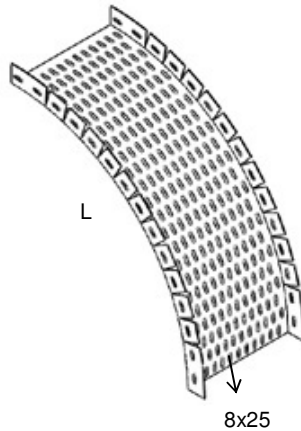
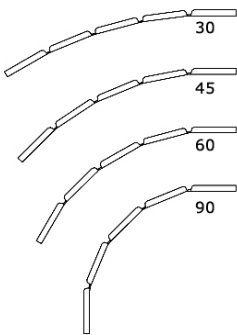
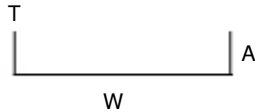
Cable Trays

GE-KT2-OBF-A60

Flexible outside bend

Modüler dış bükey elemanı

Внешний угловой элемент



| Part No | T | W | A | L | Kg |
|-------------------|-----|-----|----|------|-------|
| GE-KT2-OBF-10-A60 | 1.2 | 100 | 60 | 500 | 1.10 |
| GE-KT2-OBF-12-A60 | 1.2 | 120 | 60 | 500 | 1.20 |
| GE-KT2-OBF-15-A60 | 1.5 | 150 | 60 | 500 | 1.70 |
| GE-KT2-OBF-20-A60 | 1.5 | 200 | 60 | 750 | 3.00 |
| GE-KT2-OBF-22-A60 | 1.5 | 225 | 60 | 750 | 3.20 |
| GE-KT2-OBF-25-A60 | 1.5 | 250 | 60 | 750 | 3.45 |
| GE-KT2-OBF-30-A60 | 1.5 | 300 | 60 | 750 | 3.90 |
| GE-KT2-OBF-40-A60 | 1.5 | 400 | 60 | 750 | 4.80 |
| GE-KT2-OBF-45-A60 | 1.5 | 450 | 60 | 750 | 5.25 |
| GE-KT2-OBF-50-A60 | 2 | 500 | 60 | 750 | 7.50 |
| GE-KT2-OBF-60-A60 | 2 | 600 | 60 | 1000 | 12.50 |
| GE-KT2-OBF-75-A60 | 2 | 750 | 60 | 1000 | 14.10 |
| GE-KT2-OBF-90-A60 | 2 | 900 | 60 | 1000 | 16.50 |

Connection to be made with splice plates.
 Please specify radius when ordering.

Birleştirme için GE-EK kullanılır.
 Siparişte radyusu belirtiniz

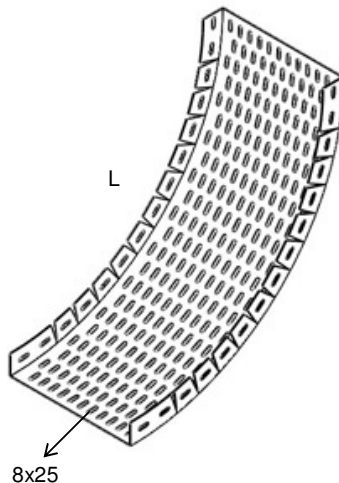
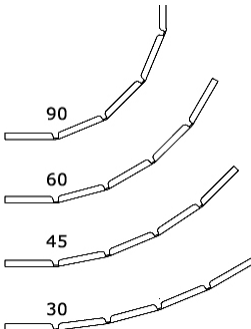
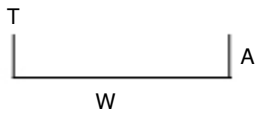
Соединение будет с сращивание пластин.
 Укажите радиус при заказе.

GE-KT2-IBF-A60

Flexible inside bend

Modüler iç bükey elemanı

Внутренний угловой элемент

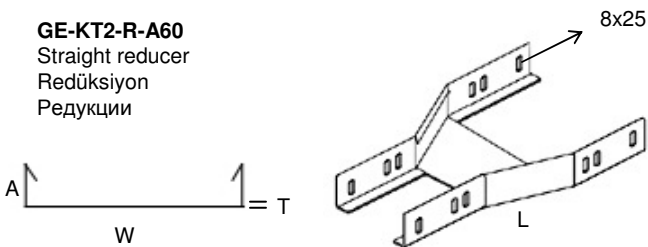


| Part No | T | W | A | L | Kg |
|-------------------|-----|-----|----|------|-------|
| GE-KT2-IBF-10-A60 | 1.2 | 100 | 60 | 500 | 1.10 |
| GE-KT2-IBF-12-A60 | 1.2 | 120 | 60 | 500 | 1.20 |
| GE-KT2-IBF-15-A60 | 1.5 | 150 | 60 | 500 | 1.70 |
| GE-KT2-IBF-20-A60 | 1.5 | 200 | 60 | 750 | 3.00 |
| GE-KT2-IBF-22-A60 | 1.5 | 225 | 60 | 750 | 3.20 |
| GE-KT2-IBF-25-A60 | 1.5 | 250 | 60 | 750 | 3.45 |
| GE-KT2-IBF-30-A60 | 1.5 | 300 | 60 | 750 | 3.90 |
| GE-KT2-IBF-40-A60 | 1.5 | 400 | 60 | 750 | 4.80 |
| GE-KT2-IBF-45-A60 | 1.5 | 450 | 60 | 750 | 5.25 |
| GE-KT2-IBF-50-A60 | 2 | 500 | 60 | 750 | 7.50 |
| GE-KT2-IBF-60-A60 | 2 | 600 | 60 | 1000 | 12.50 |
| GE-KT2-IBF-75-A60 | 2 | 750 | 60 | 1000 | 14.10 |
| GE-KT2-IBF-90-A60 | 2 | 900 | 60 | 1000 | 16.50 |

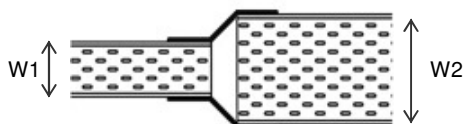
Material options: Stainless steel AISI 304 (L) (A2) / AISI 316 (L) (A4), ST-37-42 Mild Steel, Corten A, Pregalvanized steel, Aluminum
 Finish options : Hot Dip Galvanized to EN 1461, Electrogalvanized to TS 149, Electrostatic Paint Coated, Prime coated

Cable Trays

GE-KT2-R-A60
 Straight reducer
 Redüksiyon
 Редукции



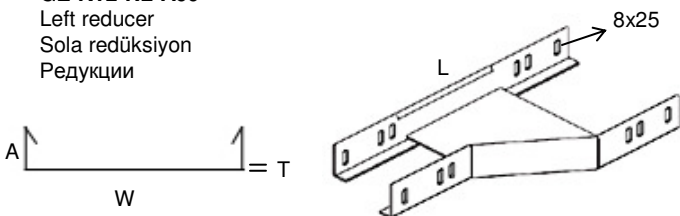
| Part No | T | W1 - W2 | A | L | Kg |
|--------------------|-----|-----------|----|-----|------|
| GE-KT2-R-10-20-A60 | 1.5 | 100 - 200 | 60 | 300 | 0,80 |
| GE-KT2-R-10-30-A60 | 1.5 | 100 - 300 | 60 | 340 | 1,05 |
| GE-KT2-R-10-40-A60 | 1.5 | 100 - 400 | 60 | 400 | 1,45 |
| GE-KT2-R-10-50-A60 | 1.5 | 100 - 500 | 60 | 440 | 1,85 |
| GE-KT2-R-10-60-A60 | 1.5 | 100 - 600 | 60 | 490 | 2,35 |
| GE-KT2-R-10-75-A60 | 1.5 | 100 - 750 | 60 | 560 | 3,15 |
| GE-KT2-R-10-90-A60 | 1.5 | 100 - 900 | 60 | 650 | 4,20 |



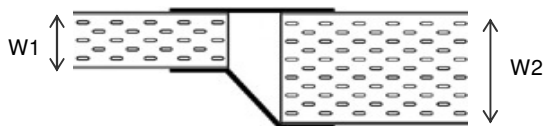
How to order / Kodlama / Как написать при заказе

GE-KT2 R 100 200 A60 HDG
 (Series + Product + Width1 + Width2 + Height + Finish)

GE-KT2-RL-A60
 Left reducer
 Sola redüksiyon
 Редукции



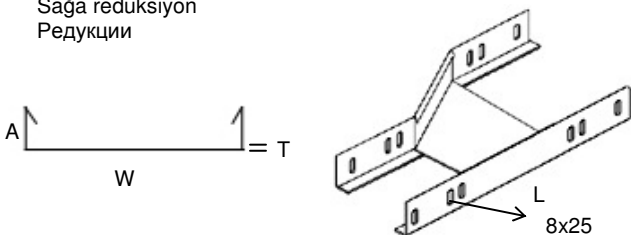
| Part No | T | W1 - W2 | A | L | Kg |
|---------------------|-----|-----------|----|-----|------|
| GE-KT2-RL-10-20-A60 | 1.5 | 100 - 200 | 60 | 300 | 0,80 |
| GE-KT2-RL-10-30-A60 | 1.5 | 100 - 300 | 60 | 340 | 1,10 |
| GE-KT2-RL-10-40-A60 | 1.5 | 100 - 400 | 60 | 400 | 1,55 |
| GE-KT2-RL-10-50-A60 | 1.5 | 100 - 500 | 60 | 440 | 1,95 |
| GE-KT2-RL-10-60-A60 | 1.5 | 100 - 600 | 60 | 490 | 2,45 |
| GE-KT2-RL-10-75-A60 | 1.5 | 100 - 750 | 60 | 560 | 3,25 |
| GE-KT2-RL-10-90-A60 | 1.5 | 100 - 900 | 60 | 650 | 4,40 |



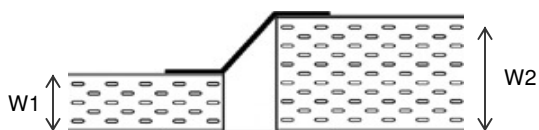
How to order / Kodlama / Как написать при заказе

GE-KT2 RL 100 200 A60 HDG
 (Series + Product + Width1 + Width2 + Height + Finish)

GE-KT2-RR-A60
 Right reducer
 Sağa redüksiyon
 Редукции



| Part No | T | W1 - W2 | A | L | Kg |
|---------------------|-----|-----------|----|-----|------|
| GE-KT2-RR-10-20-A60 | 1.5 | 100 - 200 | 60 | 300 | 0,80 |
| GE-KT2-RR-10-30-A60 | 1.5 | 100 - 300 | 60 | 340 | 1,10 |
| GE-KT2-RR-10-40-A60 | 1.5 | 100 - 400 | 60 | 400 | 1,55 |
| GE-KT2-RR-10-50-A60 | 1.5 | 100 - 500 | 60 | 440 | 1,95 |
| GE-KT2-RR-10-60-A60 | 1.5 | 100 - 600 | 60 | 490 | 2,45 |
| GE-KT2-RR-10-75-A60 | 1.5 | 100 - 750 | 60 | 560 | 3,25 |
| GE-KT2-RR-10-90-A60 | 1.5 | 100 - 900 | 60 | 650 | 4,40 |



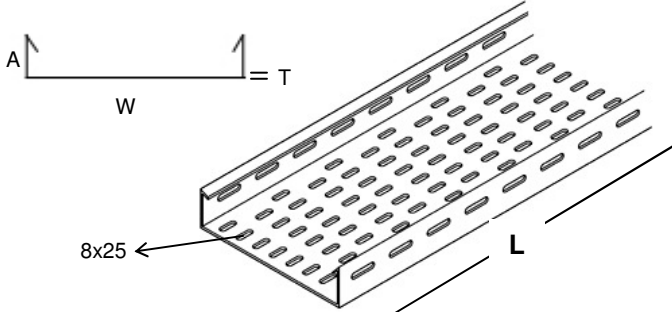
How to order / Kodlama / Как написать при заказе

GE-KT2 RR 100 200 A60 HDG
 (Series + Product + Width1 + Width2 + Height + Finish)

Cable Trays

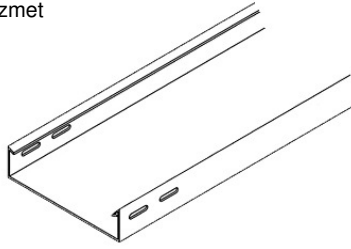
GE-KT2-A75

Cable trays, heavy duty
 Kablo kanalları, ağır hizmet
 Тяжелая обязанность кабельных лотков



GE-KTN2-A75

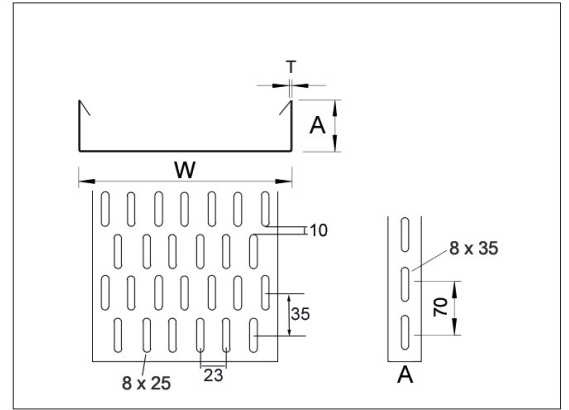
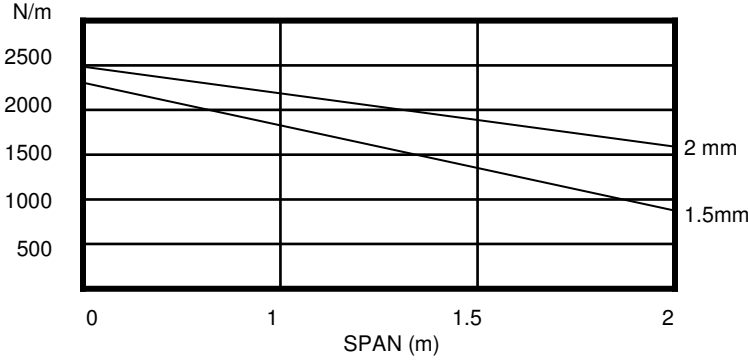
Non perforated cable trays, heavy duty
 Deliksiz kablo kanalları, ağır hizmet
 Тяжелый долг, не кабельные перфорированные лотки



| Part No | T | W | A | L | Kg |
|---------------|-----|-----|----|------|-------|
| GE-KT2-10-A75 | 1.2 | 100 | 75 | 3000 | 2.59 |
| GE-KT2-12-A75 | 1.2 | 120 | 75 | 3000 | 2.79 |
| GE-KT2-15-A75 | 1.5 | 150 | 75 | 3000 | 3.84 |
| GE-KT2-20-A75 | 1.5 | 200 | 75 | 3000 | 4.45 |
| GE-KT2-22-A75 | 1.5 | 225 | 75 | 3000 | 4.74 |
| GE-KT2-25-A75 | 1.5 | 250 | 75 | 3000 | 5.04 |
| GE-KT2-30-A75 | 2 | 300 | 75 | 3000 | 7.52 |
| GE-KT2-40-A75 | 2 | 400 | 75 | 3000 | 9.12 |
| GE-KT2-45-A75 | 2 | 450 | 75 | 3000 | 9.92 |
| GE-KT2-50-A75 | 2 | 500 | 75 | 3000 | 10.72 |
| GE-KT2-60-A75 | 2 | 600 | 75 | 3000 | 12.32 |
| GE-KT2-75-A75 | 2 | 750 | 75 | 3000 | 14.72 |
| GE-KT2-90-A75 | 2 | 900 | 75 | 3000 | 17.12 |

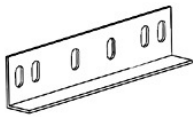
Custom production available upon request.
 İsteğe göre diğer ölçülerde üretim yapılır.
 Возможно изготовление продукции на заказ.

SS4 SS6 HDG PG EG ESB APB AL



GE-EK-75

Splice plate
 Ek parçası
 Связующий элемент



GE-LCN

PVC strip
 PVC conta
 Резиновые прокладки



GE-SPRAY-1

Zinc spray
 Çinko sprej
 Спрей цинка



GE-KC-2

Fixing set
 Kanal civata takımı
 Комплект винтового соединения



GE-LCND

PVC strip double
 PVC conta, çiftli
 Резиновые прокладки



GE- BFEC-4

Flat flexible bar, CuSn
 Yassı esnek bara, Cu
 Провод



Cable Trays

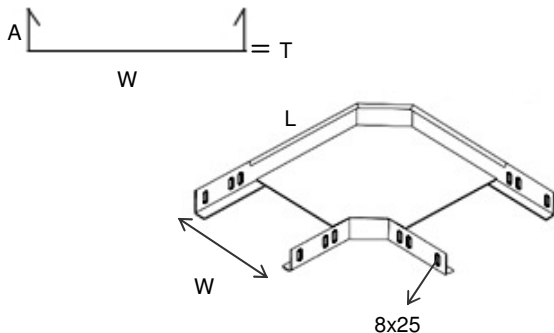
75

GE-KT2-D90-A75

90° flat bend

90° dönüş elemanı

Секция угловая горизонтальная 90°



No couplers required for fixing to cable trays.
Please specify radius when ordering.

Birleştirme için ek parçasına gerek yoktur.
Siparişte radyusu belirtiniz

Нет арматуры, необходимой для фиксации кабеля в лотки.
Укажите радиус при заказе.

| Part No | T | W | A | L | Kg |
|-------------------|-----|-----|----|------|-------|
| GE-KT2-D90-10-A75 | 1.2 | 100 | 75 | 260 | 1.06 |
| GE-KT2-D90-12-A75 | 1.2 | 120 | 75 | 280 | 1.16 |
| GE-KT2-D90-15-A75 | 1.5 | 150 | 75 | 310 | 1.67 |
| GE-KT2-D90-20-A75 | 1.5 | 200 | 75 | 360 | 2.08 |
| GE-KT2-D90-22-A75 | 1.5 | 225 | 75 | 385 | 2.32 |
| GE-KT2-D90-25-A75 | 1.5 | 250 | 75 | 410 | 2.55 |
| GE-KT2-D90-30-A75 | 2 | 300 | 75 | 470 | 4.15 |
| GE-KT2-D90-40-A75 | 2 | 400 | 75 | 570 | 5.87 |
| GE-KT2-D90-45-A75 | 2 | 450 | 75 | 610 | 6.97 |
| GE-KT2-D90-50-A75 | 2 | 500 | 75 | 660 | 7.96 |
| GE-KT2-D90-60-A75 | 2 | 600 | 75 | 760 | 10.37 |
| GE-KT2-D90-75-A75 | 2 | 750 | 75 | 910 | 14.70 |
| GE-KT2-D90-90-A75 | 2 | 900 | 75 | 1060 | 19.83 |

Flat bends in 90°, 60°, 45°, 30° are available on request.
90° flat bend is supplied as standard unless the angle is specified when ordering.

90°, 60°, 45°, 30° dönüşler mevcuttur. Başka ölçü belirtilmedikçe standart 90° teslim edilir.

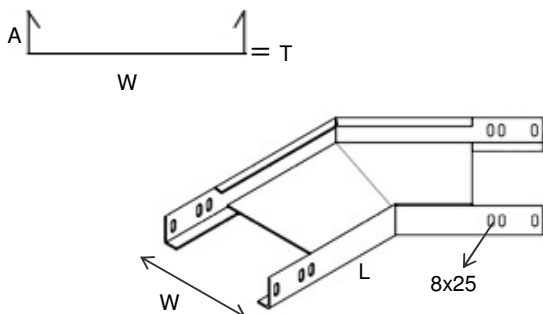
Угловые элементы могут быть изготовлены 90, 60, 45, 30. Стандартный размер 90, кроме случаев оговорённых при заказе.

GE-KT2-D45-A75

45° flat bend

45° dönüş elemanı

Секция угловая горизонтальная 45°



No couplers required for fixing to cable trays.
Please specify radius when ordering.

Birleştirme için ek parçasına gerek yoktur.
Siparişte radyusu belirtiniz

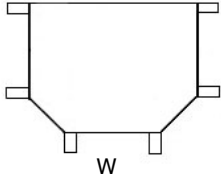
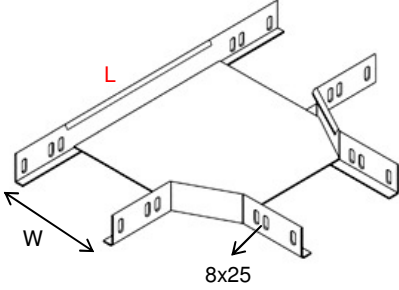
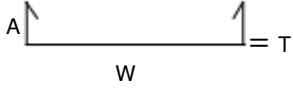
Нет арматуры, необходимой для фиксации кабеля в лотки.
Укажите радиус при заказе.

| Part No | T | W | A | L | Kg |
|-------------------|-----|-----|----|------|-------|
| GE-KT2-D45-10-A75 | 1.2 | 100 | 75 | 260 | 1.06 |
| GE-KT2-D45-12-A75 | 1.2 | 120 | 75 | 280 | 1.16 |
| GE-KT2-D45-15-A75 | 1.5 | 150 | 75 | 310 | 1.67 |
| GE-KT2-D45-20-A75 | 1.5 | 200 | 75 | 360 | 2.08 |
| GE-KT2-D45-22-A75 | 1.5 | 225 | 75 | 385 | 2.32 |
| GE-KT2-D45-25-A75 | 1.5 | 250 | 75 | 410 | 2.55 |
| GE-KT2-D45-30-A75 | 2 | 300 | 75 | 470 | 4.15 |
| GE-KT2-D45-40-A75 | 2 | 400 | 75 | 570 | 5.87 |
| GE-KT2-D45-45-A75 | 2 | 450 | 75 | 610 | 6.97 |
| GE-KT2-D45-50-A75 | 2 | 500 | 75 | 660 | 7.96 |
| GE-KT2-D45-60-A75 | 2 | 600 | 75 | 760 | 10.37 |
| GE-KT2-D45-75-A75 | 2 | 750 | 75 | 910 | 14.70 |
| GE-KT2-D45-90-A75 | 2 | 900 | 75 | 1060 | 19.83 |

Cable Trays

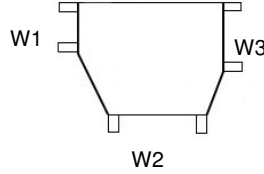
GE-KT2-T-A75

Tee
T elemanı
T образное разветвление



Equal Tee
Eşit T elemanı
Равное разветвление

| Part No | T | W | A | L | Kg |
|-----------------|-----|-----|----|------|-------|
| GE-KT2-T-10-A75 | 1.2 | 100 | 75 | 420 | 1.35 |
| GE-KT2-T-12-A75 | 1.2 | 120 | 75 | 440 | 1.45 |
| GE-KT2-T-15-A75 | 1.5 | 150 | 75 | 470 | 2.00 |
| GE-KT2-T-20-A75 | 1.5 | 200 | 75 | 520 | 2.37 |
| GE-KT2-T-22-A75 | 1.5 | 225 | 75 | 545 | 2.61 |
| GE-KT2-T-25-A75 | 1.5 | 250 | 75 | 570 | 2.81 |
| GE-KT2-T-30-A75 | 2 | 300 | 75 | 620 | 4.43 |
| GE-KT2-T-40-A75 | 2 | 400 | 75 | 720 | 6.00 |
| GE-KT2-T-45-A75 | 2 | 450 | 75 | 770 | 6.98 |
| GE-KT2-T-50-A75 | 2 | 500 | 75 | 820 | 8.00 |
| GE-KT2-T-60-A75 | 2 | 600 | 75 | 920 | 10.34 |
| GE-KT2-T-75-A75 | 2 | 750 | 75 | 1070 | 14.48 |
| GE-KT2-T-90-A75 | 2 | 900 | 75 | 1220 | 19.41 |



Unequal Tee
Eşit olmayan T elemanı
Неравное разветвление

No couplers required for fixing to cable trays.
Please specify radius when ordering.

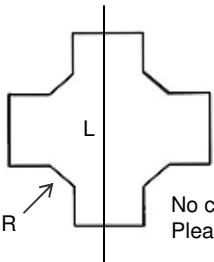
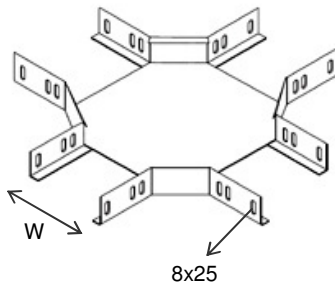
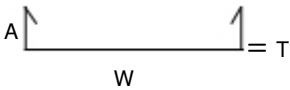
Birleştirme için ek parçasına gerek yoktur.
Siparişte radyusu belirtiniz

Нет арматуры, необходимой для фиксации кабеля в лотки.
Укажите радиус при заказе.

Please specify the widths of unequal tees by drawing.
Eşit olmayan T' lerde W ölçülerini siparişte belirtiniz.
Укажите размеры W неравного T-образного разветвления.

GE-KT2-DB-A75

Crossing
Dörtlü bağlantı elemanı
Секция крестообразная



No couplers required for fixing to cable trays.
Please specify radius when ordering.

Birleştirme için ek parçasına gerek yoktur.
Siparişte radyusu belirtiniz

Нет арматуры, необходимой для фиксации кабеля в лотки.
Укажите радиус при заказе.

| Part No | T | W | A | L | Kg |
|------------------|-----|-----|----|------|-------|
| GE-KT2-DB-10-A75 | 1.2 | 100 | 75 | 420 | 1.62 |
| GE-KT2-DB-12-A75 | 1.2 | 120 | 75 | 440 | 1.70 |
| GE-KT2-DB-15-A75 | 1.5 | 150 | 75 | 470 | 2.28 |
| GE-KT2-DB-20-A75 | 1.5 | 200 | 75 | 520 | 2.64 |
| GE-KT2-DB-22-A75 | 1.5 | 225 | 75 | 545 | 2.82 |
| GE-KT2-DB-25-A75 | 1.5 | 250 | 75 | 570 | 3.03 |
| GE-KT2-DB-30-A75 | 2 | 300 | 75 | 620 | 4.65 |
| GE-KT2-DB-40-A75 | 2 | 400 | 75 | 720 | 6.21 |
| GE-KT2-DB-45-A75 | 2 | 450 | 75 | 770 | 6.56 |
| GE-KT2-DB-50-A75 | 2 | 500 | 75 | 820 | 8.00 |
| GE-KT2-DB-60-A75 | 2 | 600 | 75 | 920 | 10.26 |
| GE-KT2-DB-75-A75 | 2 | 750 | 75 | 1070 | 14.26 |
| GE-KT2-DB-90-A75 | 2 | 900 | 75 | 1220 | 19.00 |

Cable Trays

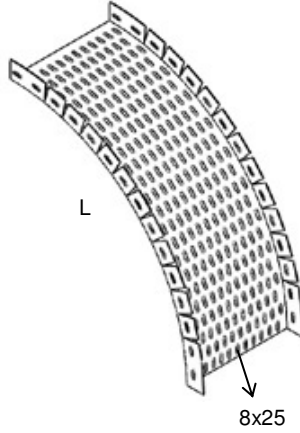
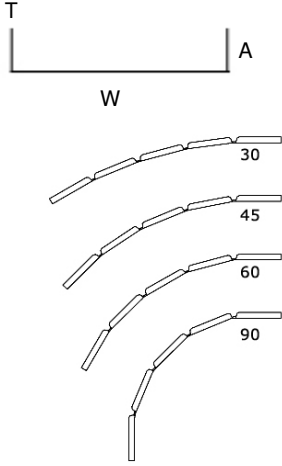
75

GE-KT2-OBF-A75

Flexible outside bend

Modüler dış bükey elemanı

Внешний угловой элемент



| Part No | T | W | A | L | Kg |
|-------------------|-----|-----|----|------|-------|
| GE-KT2-OBF-10-A75 | 1.2 | 100 | 75 | 500 | 1.30 |
| GE-KT2-OBF-12-A75 | 1.2 | 120 | 75 | 500 | 1.40 |
| GE-KT2-OBF-15-A75 | 1.5 | 150 | 75 | 500 | 1.92 |
| GE-KT2-OBF-20-A75 | 1.5 | 200 | 75 | 750 | 3.34 |
| GE-KT2-OBF-22-A75 | 1.5 | 225 | 75 | 750 | 3.55 |
| GE-KT2-OBF-25-A75 | 1.5 | 250 | 75 | 750 | 3.78 |
| GE-KT2-OBF-30-A75 | 2 | 300 | 75 | 750 | 5.64 |
| GE-KT2-OBF-40-A75 | 2 | 400 | 75 | 750 | 6.84 |
| GE-KT2-OBF-45-A75 | 2 | 450 | 75 | 750 | 7.44 |
| GE-KT2-OBF-50-A75 | 2 | 500 | 75 | 750 | 8.04 |
| GE-KT2-OBF-60-A75 | 2 | 600 | 75 | 1000 | 12.32 |
| GE-KT2-OBF-75-A75 | 2 | 750 | 75 | 1000 | 14.72 |
| GE-KT2-OBF-90-A75 | 2 | 900 | 75 | 1000 | 17.12 |

Connection to be made with splice plates.
 Please specify radius when ordering.

Birleştirme için GE-EK kullanılır.
 Siparişte radyusu belirtiniz

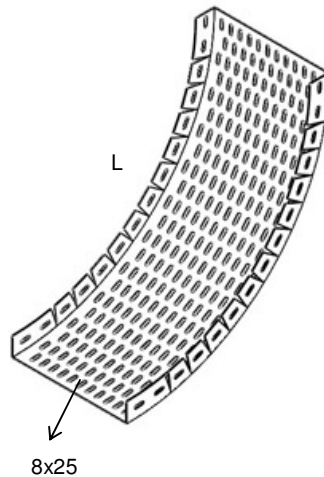
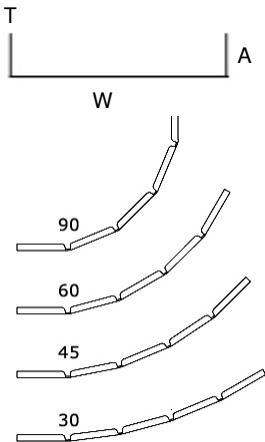
Соединение будет с сращивание пластин.
 Укажите радиус при заказе.

GE-KT2-IBF-A75

Flexible inside bend

Modüler iç bükey elemanı

Внутренний угловой элемент

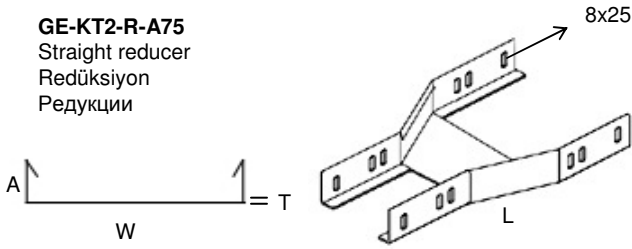


| Part No | T | W | A | L | Kg |
|-------------------|-----|-----|----|------|-------|
| GE-KT2-IBF-10-A75 | 1.2 | 100 | 75 | 500 | 1.30 |
| GE-KT2-IBF-12-A75 | 1.2 | 120 | 75 | 500 | 1.40 |
| GE-KT2-IBF-15-A75 | 1.5 | 150 | 75 | 500 | 1.92 |
| GE-KT2-IBF-20-A75 | 1.5 | 200 | 75 | 750 | 3,34 |
| GE-KT2-IBF-22-A75 | 1.5 | 225 | 75 | 750 | 3,55 |
| GE-KT2-IBF-25-A75 | 1.5 | 250 | 75 | 750 | 3.78 |
| GE-KT2-IBF-30-A75 | 2 | 300 | 75 | 750 | 5.64 |
| GE-KT2-IBF-40-A75 | 2 | 400 | 75 | 750 | 6.84 |
| GE-KT2-IBF-45-A75 | 2 | 450 | 75 | 750 | 7.44 |
| GE-KT2-IBF-50-A75 | 2 | 500 | 75 | 750 | 8.04 |
| GE-KT2-IBF-60-A75 | 2 | 600 | 75 | 1000 | 12.32 |
| GE-KT2-IBF-75-A75 | 2 | 750 | 75 | 1000 | 14.72 |
| GE-KT2-IBF-90-A75 | 2 | 900 | 75 | 1000 | 17.12 |

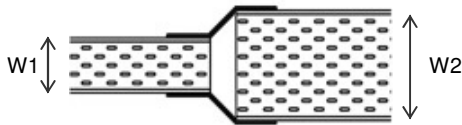
Material options: Stainless steel AISI 304 (L) (A2) / AISI 316 (L) (A4), ST-37-42 Mild Steel, Corten A, Pregalvanized steel, Aluminum
 Finish options : Hot Dip Galvanized to EN 1461, Electrogalvanized to TS 149, Electrostatic Paint Coated, Prime coated

Cable Trays

GE-KT2-R-A75
 Straight reducer
 Redüksiyon
 Редукции



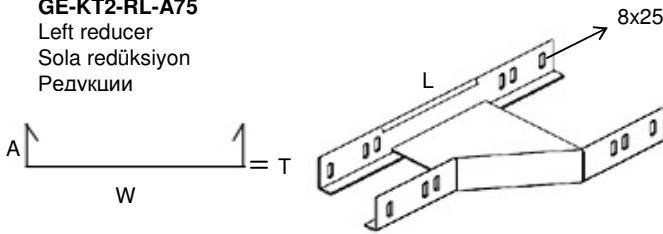
| Part No | T | W1 - W2 | A | L | Kg |
|--------------------|-----|-----------|----|-----|------|
| GE-KT2-R-10-20-A75 | 1.5 | 100 - 200 | 75 | 300 | 0,90 |
| GE-KT2-R-10-30-A75 | 1.5 | 100 - 300 | 75 | 340 | 1,20 |
| GE-KT2-R-10-40-A75 | 1.5 | 100 - 400 | 75 | 400 | 1,65 |
| GE-KT2-R-10-50-A75 | 1.5 | 100 - 500 | 75 | 440 | 2,05 |
| GE-KT2-R-10-60-A75 | 1.5 | 100 - 600 | 75 | 490 | 2,55 |
| GE-KT2-R-10-75-A75 | 1.5 | 100 - 750 | 75 | 560 | 3,40 |
| GE-KT2-R-10-90-A75 | 1.5 | 100 - 900 | 75 | 650 | 4,50 |



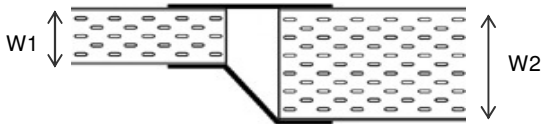
How to order / Kodlama / Как написать при заказе

GE-KT2 R 100 200 A75 HDG
 (Series + Product + Width1 + Width2 + Height + Finish)

GE-KT2-RL-A75
 Left reducer
 Sola redüksiyon
 Редукции



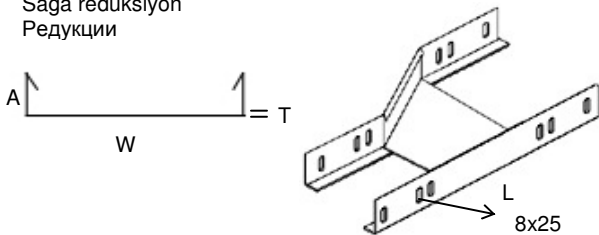
| Part No | T | W1 - W2 | A | L | Kg |
|---------------------|-----|-----------|----|-----|------|
| GE-KT2-RL-10-20-A75 | 1.5 | 100 - 200 | 75 | 300 | 0,90 |
| GE-KT2-RL-10-30-A75 | 1.5 | 100 - 300 | 75 | 340 | 1,25 |
| GE-KT2-RL-10-40-A75 | 1.5 | 100 - 400 | 75 | 400 | 1,70 |
| GE-KT2-RL-10-50-A75 | 1.5 | 100 - 500 | 75 | 440 | 2,15 |
| GE-KT2-RL-10-60-A75 | 1.5 | 100 - 600 | 75 | 490 | 2,65 |
| GE-KT2-RL-10-75-A75 | 1.5 | 100 - 750 | 75 | 560 | 3,55 |
| GE-KT2-RL-10-90-A75 | 1.5 | 100 - 900 | 75 | 650 | 4,70 |



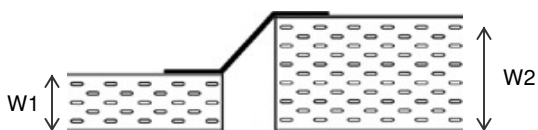
How to order / Kodlama / Как написать при заказе

GE-KT2 RL 100 200 A75 HDG
 (Series + Product + Width1 + Width2 + Height + Finish)

GE-KT2-RR-A75
 Right reducer
 Sağa redüksiyon
 Редукции



| Part No | T | W1 - W2 | A | L | Kg |
|---------------------|-----|-----------|----|-----|------|
| GE-KT2-RR-10-20-A75 | 1.5 | 100 - 200 | 75 | 300 | 0,90 |
| GE-KT2-RR-10-30-A75 | 1.5 | 100 - 300 | 75 | 340 | 1,25 |
| GE-KT2-RR-10-40-A75 | 1.5 | 100 - 400 | 75 | 400 | 1,70 |
| GE-KT2-RR-10-50-A75 | 1.5 | 100 - 500 | 75 | 440 | 2,15 |
| GE-KT2-RR-10-60-A75 | 1.5 | 100 - 600 | 75 | 490 | 2,65 |
| GE-KT2-RR-10-75-A75 | 1.5 | 100 - 750 | 75 | 560 | 3,55 |
| GE-KT2-RR-10-90-A75 | 1.5 | 100 - 900 | 75 | 650 | 4,70 |



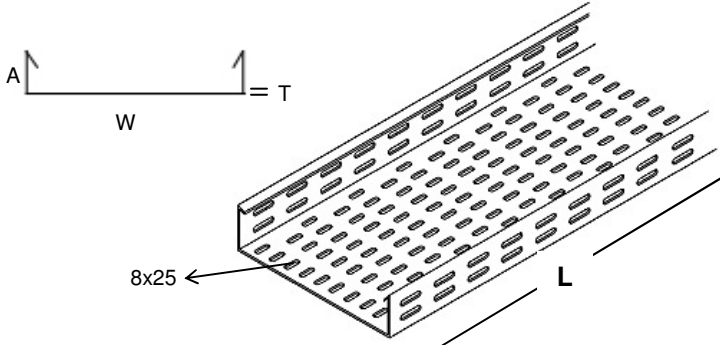
How to order / Kodlama / Как написать при заказе

GE-KT2 RR 100 200 A75 HDG
 (Series + Product + Width1 + Width2 + Height + Finish)

Cable Trays

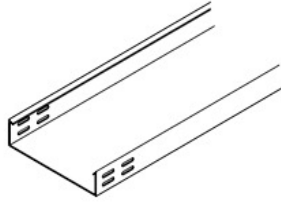
GE-KT2-A100

Cable trays, heavy duty
 Kablo kanalları, ağır hizmet
 Тяжелая обязанность кабельных лотков



GE-KTN2-A100

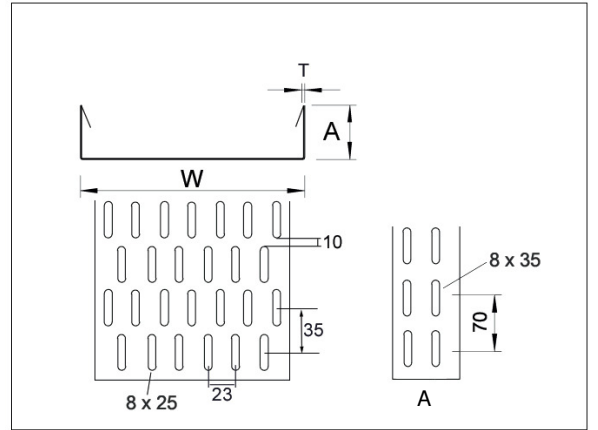
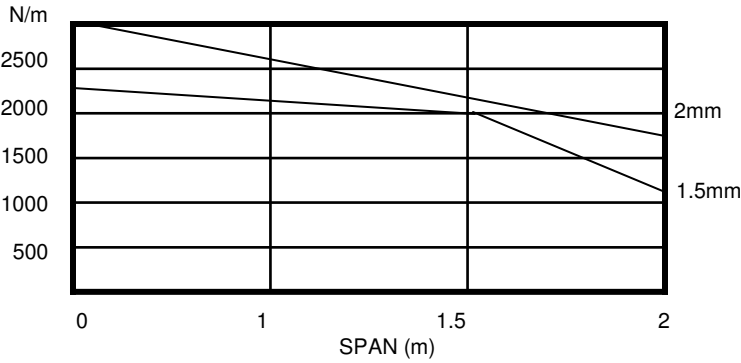
Non perforated cable trays, heavy duty
 Deliksiz kablo kanalları, ağır hizmet
 Тяжелый долг, не кабельные
 перфорированные лотки



| Part No | T | W | A | L | Kg |
|----------------|-----|-----|-----|------|-------|
| GE-KT2-10-A100 | 1.5 | 100 | 100 | 3000 | 3.72 |
| GE-KT2-12-A100 | 1.5 | 120 | 100 | 3000 | 3.96 |
| GE-KT2-15-A100 | 1.5 | 150 | 100 | 3000 | 4.32 |
| GE-KT2-20-A100 | 1.5 | 200 | 100 | 3000 | 4.92 |
| GE-KT2-22-A100 | 1.5 | 225 | 100 | 3000 | 5.22 |
| GE-KT2-25-A100 | 1.5 | 250 | 100 | 3000 | 5.52 |
| GE-KT2-30-A100 | 2 | 300 | 100 | 3000 | 8.16 |
| GE-KT2-40-A100 | 2 | 400 | 100 | 3000 | 9.76 |
| GE-KT2-45-A100 | 2 | 450 | 100 | 3000 | 10.56 |
| GE-KT2-50-A100 | 2 | 500 | 100 | 3000 | 11.36 |
| GE-KT2-60-A100 | 2 | 600 | 100 | 3000 | 12.96 |
| GE-KT2-75-A100 | 2 | 750 | 100 | 3000 | 15.36 |
| GE-KT2-90-A100 | 2 | 900 | 100 | 3000 | 17.60 |

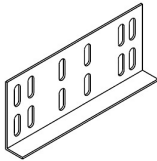
Custom production available upon request.
 İsteğe göre diğer ölçülerde üretim yapılır.
 Возможно изготовление продукции на заказ.

SS4 SS6 HDG PG EG ESB APB AL



GE-EK-100

Splice plate
 Ek parçası
 Связующий элемент



GE-LCN

PVC strip
 PVC conta
 Резиновые прокладки



GE-SPRAY-1

Zinc spray
 Çinko sprej
 Спрей цинка



GE-KC-2

Fixing set
 Kanal civata takımı
 Комплект винтового соединения



GE-LCND

PVC strip double
 PVC conta, çiftli
 Резиновые прокладки



GE-BFEC-4

Flat flexible bar, CuSn
 Yassı esnek bara, Cu
 Провод



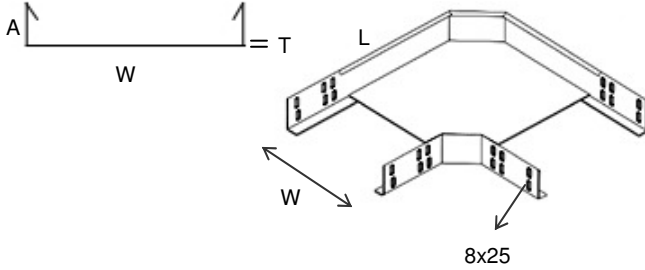
Cable Trays

GE-KT2-D90-A100

90° flat bend

90° dönüş elemanı

Секция угловая горизонтальная 90°



| Part No | T | W | A | L | Kg |
|---------------------|-----|-----|-----|------|-------|
| GE-KT2-D90-10-A100 | 1.5 | 100 | 100 | 260 | 1.52 |
| GE-KT2-D90-12-A100 | 1.5 | 120 | 100 | 280 | 1.67 |
| GE-KT2-D90-15-A100 | 1.5 | 150 | 100 | 310 | 1.90 |
| GE-KT2-D90-20-A100 | 1.5 | 200 | 100 | 360 | 2.34 |
| GE-KT2-D90-22-A100 | 1.5 | 225 | 100 | 385 | 2.60 |
| GE-KT2-D90-25-A100 | 1.5 | 250 | 100 | 410 | 2.84 |
| GE-KT2-D90-30-A100 | 2 | 300 | 100 | 470 | 4.54 |
| GE-KT2-D90-40-A100 | 2 | 400 | 100 | 570 | 6.34 |
| GE-KT2-D90-45-A100 | 2 | 450 | 100 | 610 | 7.38 |
| GE-KT2-D90-50-A100 | 2 | 500 | 100 | 660 | 8.50 |
| GE-KT2-D90-60-A1000 | 2 | 600 | 100 | 760 | 10.98 |
| GE-KT2-D90-75-A100 | 2 | 750 | 100 | 910 | 15.41 |
| GE-KT2-D90-90-A100 | 2 | 900 | 100 | 1060 | 20.60 |

No couplers required for fixing to cable trays.
Please specify radius when ordering.

Birleştirme için ek parçasına gerek yoktur.
Siparişte radyusu belirtiniz

Нет арматуры, необходимой для фиксации кабеля в лотки.
Укажите радиус при заказе.

Flat bends in 90°, 60°, 45°, 30° are available on request.
90° flat bend is supplied as standard unless the angle is specified when ordering.

90°, 60°, 45°, 30° dönüşler mevcuttur. Başka ölçü belirtilmedikçe standart 90° teslim edilir.

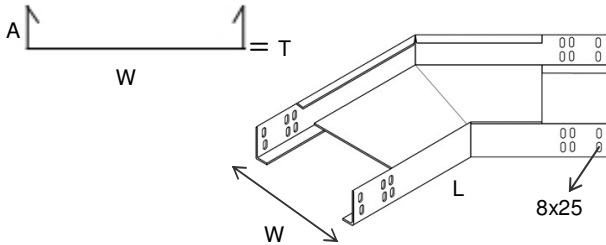
Угловые элементы могут быть изготовлены 90, 60, 45, 30. Стандартный размер 90, кроме случаев оговорённых при заказе.

GE-KT2-D45-A100

45° flat bend

45° dönüş elemanı

Секция угловая горизонтальная 45°



| Part No | T | W | A | L | Kg |
|--------------------|-----|-----|-----|------|-------|
| GE-KT2-D45-10-A100 | 1.5 | 100 | 100 | 260 | 1.52 |
| GE-KT2-D45-12-A100 | 1.5 | 120 | 100 | 280 | 1.67 |
| GE-KT2-D45-15-A100 | 1.5 | 150 | 100 | 310 | 1.90 |
| GE-KT2-D45-20-A100 | 1.5 | 200 | 100 | 360 | 2.34 |
| GE-KT2-D45-22-A100 | 1.5 | 225 | 100 | 385 | 2.60 |
| GE-KT2-D45-25-A100 | 1.5 | 250 | 100 | 410 | 2.84 |
| GE-KT2-D45-30-A100 | 2 | 300 | 100 | 470 | 4.54 |
| GE-KT2-D45-40-A100 | 2 | 400 | 100 | 570 | 6.34 |
| GE-KT2-D45-45-A100 | 2 | 450 | 100 | 610 | 7.38 |
| GE-KT2-D45-50-A100 | 2 | 500 | 100 | 660 | 8.50 |
| GE-KT2-D45-60-A100 | 2 | 600 | 100 | 760 | 10.98 |
| GE-KT2-D45-75-A100 | 2 | 750 | 100 | 910 | 15.41 |
| GE-KT2-D45-90-A100 | 2 | 900 | 100 | 1060 | 20.60 |

No couplers required for fixing to cable trays.
Please specify radius when ordering.

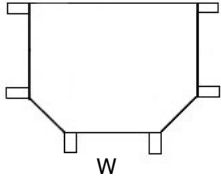
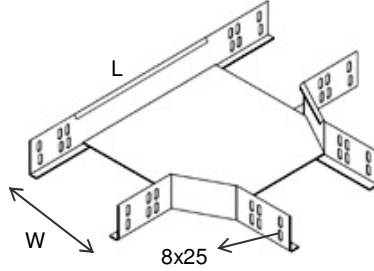
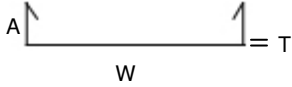
Birleştirme için ek parçasına gerek yoktur.
Siparişte radyusu belirtiniz

Нет арматуры, необходимой для фиксации кабеля в лотки.
Укажите радиус при заказе.

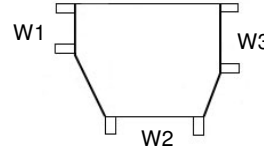
Cable Trays

GE-KT2-T-A100

Tee
 T elemanı
 T образное разветвление



Equal Tee
 Eşit T elemanı
 Равное разветвление



Unequal Tee
 Eşit olmayan T elemanı
 Неравное разветвление

| Part No | T | W | A | L | Kg |
|------------------|-----|-----|-----|------|-------|
| GE-KT2-T-10-A100 | 1.5 | 100 | 100 | 420 | 1.93 |
| GE-KT2-T-12-A100 | 1.5 | 120 | 100 | 440 | 2.00 |
| GE-KT2-T-15-A100 | 1.5 | 150 | 100 | 470 | 2.28 |
| GE-KT2-T-20-A100 | 1.5 | 200 | 100 | 520 | 2.66 |
| GE-KT2-T-22-A100 | 1.5 | 225 | 100 | 545 | 2.90 |
| GE-KT2-T-25-A100 | 1.5 | 250 | 100 | 570 | 3.11 |
| GE-KT2-T-30-A100 | 2 | 300 | 100 | 620 | 4.84 |
| GE-KT2-T-40-A100 | 2 | 400 | 100 | 720 | 6.47 |
| GE-KT2-T-45-A100 | 2 | 450 | 100 | 770 | 7.46 |
| GE-KT2-T-50-A100 | 2 | 500 | 100 | 820 | 8.50 |
| GE-KT2-T-60-A100 | 2 | 600 | 100 | 920 | 10.85 |
| GE-KT2-T-75-A100 | 2 | 750 | 100 | 1070 | 15.05 |
| GE-KT2-T-90-A100 | 2 | 900 | 100 | 1220 | 20.00 |

No couplers required for fixing to cable trays.
 Please specify radius when ordering.

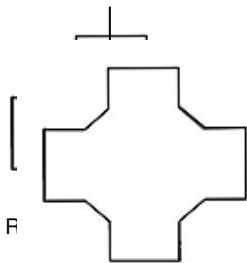
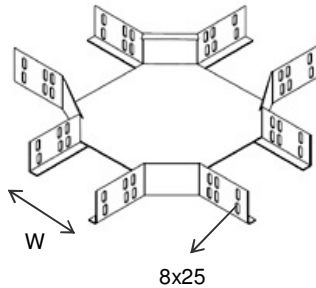
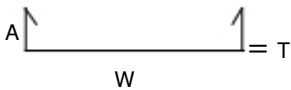
Birleştirme için ek parçasına gerek yoktur.
 Siparişte radyusu belirtiniz

Нет арматуры, необходимой для фиксации кабеля в лотки.
 Укажите радиус при заказе.

Please specify the widths of unequal tees by drawing.
 Eşit olmayan T' lerde W ölçülerini siparişte belirtiniz.
 Укажите размеры W неравного T-образного разветвления.

GE-KT2-DB-A100

Crossing
 DörtlÜ bağlantı elemanı
 Секция крестообразная



| Part No | T | W | A | L | Kg |
|-------------------|-----|-----|-----|------|-------|
| GE-KT2-DB-10-A100 | 1.5 | 100 | 100 | 420 | 2.34 |
| GE-KT2-DB-12-A100 | 1.5 | 120 | 100 | 440 | 2.43 |
| GE-KT2-DB-15-A100 | 1.5 | 150 | 100 | 470 | 2.59 |
| GE-KT2-DB-20-A100 | 1.5 | 200 | 100 | 520 | 2.95 |
| GE-KT2-DB-22-A100 | 1.5 | 225 | 100 | 545 | 3.14 |
| GE-KT2-DB-25-A100 | 1.5 | 250 | 100 | 570 | 3.34 |
| GE-KT2-DB-30-A100 | 2 | 300 | 100 | 620 | 5.06 |
| GE-KT2-DB-40-A100 | 2 | 400 | 100 | 720 | 6.62 |
| GE-KT2-DB-45-A100 | 2 | 450 | 100 | 770 | 6.97 |
| GE-KT2-DB-50-A100 | 2 | 500 | 100 | 820 | 8.42 |
| GE-KT2-DB-60-A100 | 2 | 600 | 100 | 920 | 10.67 |
| GE-KT2-DB-75-A100 | 2 | 750 | 100 | 1070 | 14.67 |
| GE-KT2-DB-90-A100 | 2 | 900 | 100 | 1220 | 19.42 |

No couplers required for fixing to cable trays.
 Please specify radius when ordering.

Birleştirme için ek parçasına gerek yoktur.
 Siparişte radyusu belirtiniz

Нет арматуры, необходимой для фиксации кабеля в лотки.
 Укажите радиус при заказе.

Material options: Stainless steel AISI 304 (L) (A2) / AISI 316 (L) (A4), ST-37-42 Mild Steel, Corten A, Pregalvanized steel, Aluminum
Finish options : Hot Dip Galvanized to EN 1461, Electrogalvanized to TS 149, Electrostatic Paint Coated, Prime coated

Cable Trays

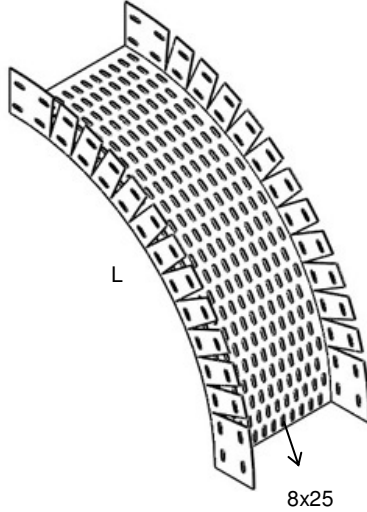
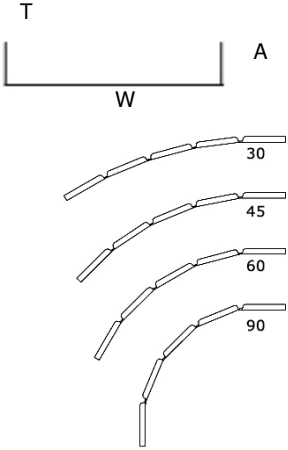
100

GE-KT2-OBF-A100

Flexible outside bend

Modüler dış bükey elemanı

Внешний угловой элемент



| Part No | T | W | A | L | Kg |
|--------------------|-----|-----|-----|------|-------|
| GE-KT2-OBF-10-A100 | 1.5 | 100 | 100 | 500 | 1.86 |
| GE-KT2-OBF-12-A100 | 1.5 | 120 | 100 | 500 | 1.98 |
| GE-KT2-OBF-15-A100 | 1.5 | 150 | 100 | 500 | 2.16 |
| GE-KT2-OBF-20-A100 | 1.5 | 200 | 100 | 750 | 3.70 |
| GE-KT2-OBF-22-A100 | 1.5 | 225 | 100 | 750 | 3.90 |
| GE-KT2-OBF-25-A100 | 1.5 | 250 | 100 | 750 | 4.14 |
| GE-KT2-OBF-30-A100 | 2 | 300 | 100 | 750 | 6.12 |
| GE-KT2-OBF-40-A100 | 2 | 400 | 100 | 750 | 7.32 |
| GE-KT2-OBF-45-A100 | 2 | 450 | 100 | 750 | 7.92 |
| GE-KT2-OBF-50-A100 | 2 | 500 | 100 | 750 | 8.52 |
| GE-KT2-OBF-60-A100 | 2 | 600 | 100 | 1000 | 12.96 |
| GE-KT2-OBF-75-A100 | 2 | 750 | 100 | 1000 | 15.36 |
| GE-KT2-OBF-90-A100 | 2 | 900 | 100 | 1000 | 17.60 |

Connection to be made with splice plates.
Please specify radius when ordering.

Birleştirme için GE-EK kullanılır.
Siparişte radyusu belirtiniz

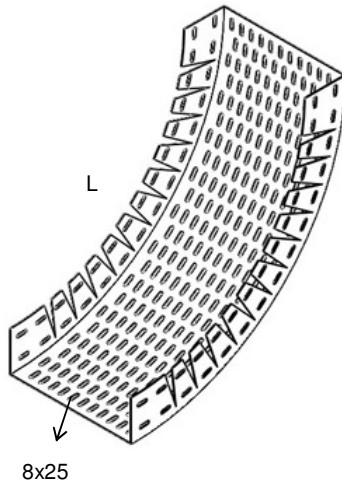
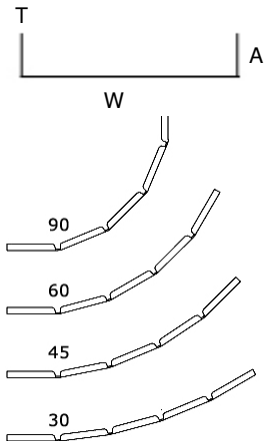
Соединение будет с сращивание пластин.
Укажите радиус при заказе.

GE-KT2-IBF-A100

Flexible inside bend

Modüler iç bükey elemanı

Внутренний угловой элемент



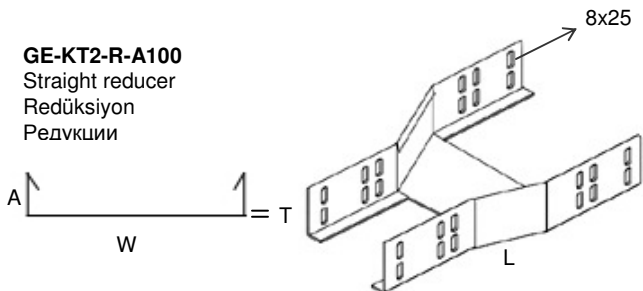
| Part No | T | W | A | L | Kg |
|--------------------|-----|-----|-----|------|-------|
| GE-KT2-IBF-10-A100 | 1.5 | 100 | 100 | 500 | 1.86 |
| GE-KT2-IBF-12-A100 | 1.5 | 120 | 100 | 500 | 1.98 |
| GE-KT2-IBF-15-A100 | 1.5 | 150 | 100 | 500 | 2.16 |
| GE-KT2-IBF-20-A100 | 1.5 | 200 | 100 | 750 | 3.70 |
| GE-KT2-IBF-22-A100 | 1.5 | 225 | 100 | 750 | 3.90 |
| GE-KT2-IBF-25-A100 | 1.5 | 250 | 100 | 750 | 4.14 |
| GE-KT2-IBF-30-A100 | 2 | 300 | 100 | 750 | 6.12 |
| GE-KT2-IBF-40-A100 | 2 | 400 | 100 | 750 | 7.32 |
| GE-KT2-IBF-45-A100 | 2 | 450 | 100 | 750 | 7.92 |
| GE-KT2-IBF-50-A100 | 2 | 500 | 100 | 750 | 8.52 |
| GE-KT2-IBF-60-A100 | 2 | 600 | 100 | 1000 | 12.96 |
| GE-KT2-IBF-75-A100 | 2 | 750 | 100 | 1000 | 15.36 |
| GE-KT2-IBF-90-A100 | 2 | 900 | 100 | 1000 | 17.60 |

Material options: Stainless steel AISI 304 (L) (A2) / AISI 316 (L) (A4), ST-37-42 Mild Steel, Corten A, Pregalvanized steel, Aluminum
 Finish options : Hot Dip Galvanized to EN 1461, Electrogalvanized to TS 149, Electrostatic Paint Coated, Prime coated

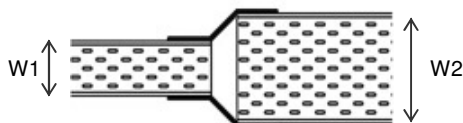
Cable Trays

100

GE-KT2-R-A100
 Straight reducer
 Redüksiyon
 Редукции



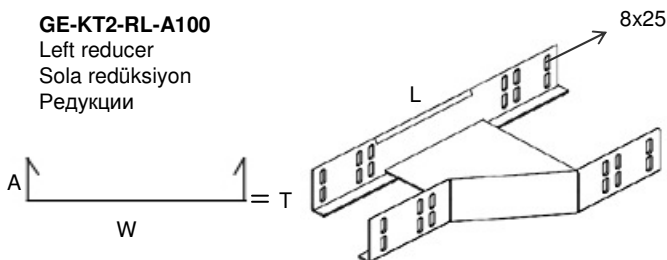
| Part No | T | W1 - W2 | A | L | Kg |
|---------------------|-----|-----------|-----|-----|------|
| GE-KT2-R-10-20-A100 | 1.5 | 100 - 200 | 100 | 300 | 1,10 |
| GE-KT2-R-10-30-A100 | 1.5 | 100 - 300 | 100 | 340 | 1,40 |
| GE-KT2-R-10-40-A100 | 1.5 | 100 - 400 | 100 | 400 | 1,90 |
| GE-KT2-R-10-50-A100 | 1.5 | 100 - 500 | 100 | 440 | 2,35 |
| GE-KT2-R-10-60-A100 | 1.5 | 100 - 600 | 100 | 490 | 2,90 |
| GE-KT2-R-10-75-A100 | 1.5 | 100 - 750 | 100 | 560 | 3,80 |
| GE-KT2-R-10-90-A100 | 1.5 | 100 - 900 | 100 | 650 | 5,00 |



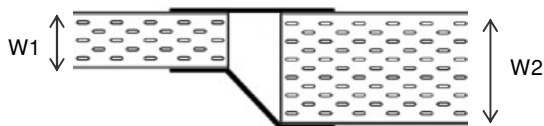
How to order / Kodlama / Как написать при заказе

GE-KT2 R 100 200 A100 HDG
 (Series + Product + Width1 + Width2 + Height + Finish)

GE-KT2-RL-A100
 Left reducer
 Sola redüksiyon
 Редукции



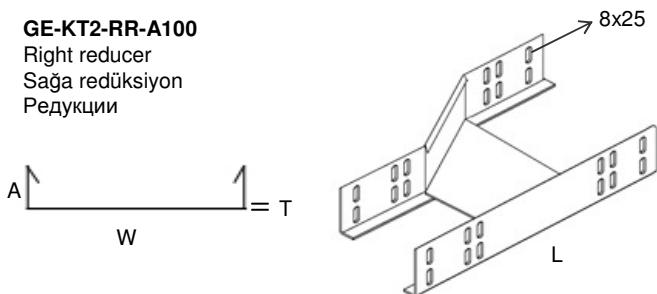
| Part No | T | W1 - W2 | A | L | Kg |
|----------------------|-----|-----------|-----|-----|------|
| GE-KT2-RL-10-20-A100 | 1.5 | 100 - 200 | 100 | 300 | 1,10 |
| GE-KT2-RL-10-30-A100 | 1.5 | 100 - 300 | 100 | 340 | 1,50 |
| GE-KT2-RL-10-40-A100 | 1.5 | 100 - 400 | 100 | 400 | 2,00 |
| GE-KT2-RL-10-50-A100 | 1.5 | 100 - 500 | 100 | 440 | 2,45 |
| GE-KT2-RL-10-60-A100 | 1.5 | 100 - 600 | 100 | 490 | 3,05 |
| GE-KT2-RL-10-75-A100 | 1.5 | 100 - 750 | 100 | 560 | 4,00 |
| GE-KT2-RL-10-90-A100 | 1.5 | 100 - 900 | 100 | 650 | 5,25 |



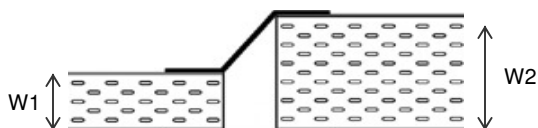
How to order / Kodlama / Как написать при заказе

GE-KT2 RL 100 200 A100 HDG
 (Series + Product + Width1 + Width2 + Height + Finish)

GE-KT2-RR-A100
 Right reducer
 Sağa redüksiyon
 Редукции



| Part No | T | W1 - W2 | A | L | Kg |
|----------------------|-----|-----------|-----|-----|------|
| GE-KT2-RR-10-20-A100 | 1.5 | 100 - 200 | 100 | 300 | 1,10 |
| GE-KT2-RR-10-30-A100 | 1.5 | 100 - 300 | 100 | 340 | 1,50 |
| GE-KT2-RR-10-40-A100 | 1.5 | 100 - 400 | 100 | 400 | 2,00 |
| GE-KT2-RR-10-50-A100 | 1.5 | 100 - 500 | 100 | 440 | 2,45 |
| GE-KT2-RR-10-60-A100 | 1.5 | 100 - 600 | 100 | 490 | 3,05 |
| GE-KT2-RR-10-75-A100 | 1.5 | 100 - 750 | 100 | 560 | 4,00 |
| GE-KT2-RR-10-90-A100 | 1.5 | 100 - 900 | 100 | 650 | 5,25 |



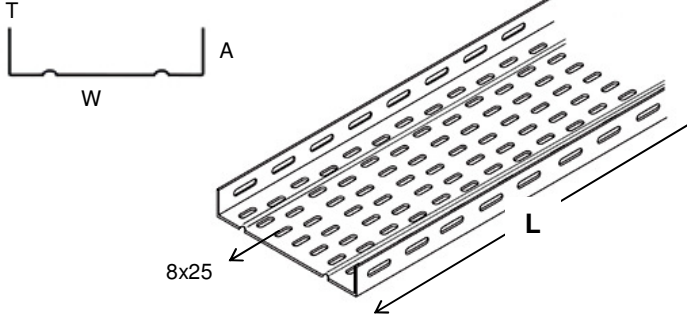
How to order / Kodlama / Как написать при заказе

GE-KT2 RR 100 200 A100 HDG
 (Series + Product + Width1 + Width2 + Height + Finish)

Cable Trays

GE-KT3-A40

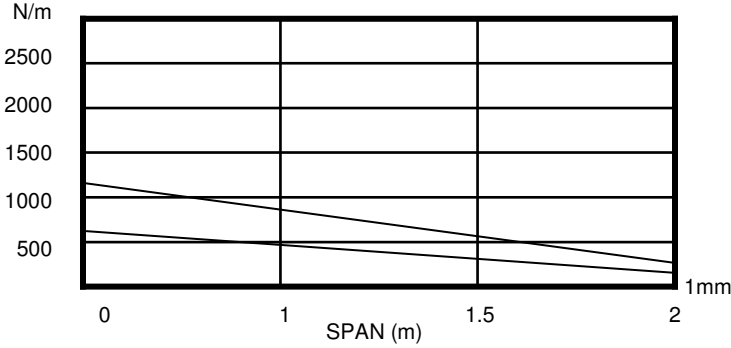
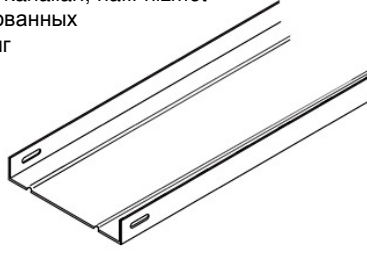
Reinforced type cable trays, light duty
Güçlendirilmiş tip kablo kanalları, hafif hizmet
Кабельные лотки усиленный, Легкая долг



| Part No1 | T | W | A | L | Kg |
|---------------|-----|-----|----|------|-------|
| GE-KT3-10-A40 | 1 | 100 | 40 | 3000 | 1.40 |
| GE-KT3-12-A40 | 1 | 120 | 40 | 3000 | 1.56 |
| GE-KT3-15-A40 | 1 | 150 | 40 | 3000 | 1.80 |
| GE-KT3-20-A40 | 1 | 200 | 40 | 3000 | 2.20 |
| GE-KT3-22-A40 | 1 | 225 | 40 | 3000 | 2.40 |
| GE-KT3-25-A40 | 1.2 | 250 | 40 | 3000 | 3.12 |
| GE-KT3-30-A40 | 1.2 | 300 | 40 | 3000 | 3.60 |
| GE-KT3-40-A40 | 1.2 | 400 | 40 | 3000 | 4.55 |
| GE-KT3-45-A40 | 1.2 | 450 | 40 | 3000 | 5.00 |
| GE-KT3-50-A40 | 1.5 | 500 | 40 | 3000 | 6.89 |
| GE-KT3-60-A40 | 1.5 | 600 | 40 | 3000 | 8.10 |
| GE-KT3-75-A40 | 1.5 | 750 | 40 | 3000 | 9.90 |
| GE-KT3-90-A40 | 1.5 | 900 | 40 | 3000 | 11.70 |

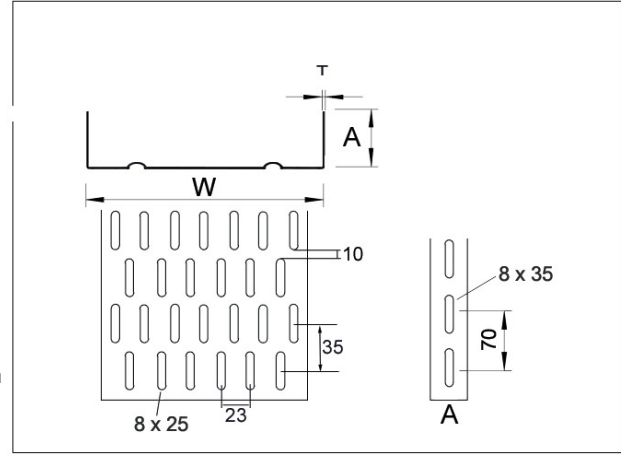
GE-KTN3-A40

Reinforced non perforated cable trays, Light duty
Güçlendirilmiş tip deliksiz kablo kanalları, hafif hizmet
Армированная, не перфорированных
кабельных лотков, Легкая долг



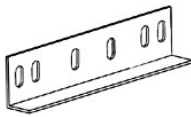
Custom production available upon request.
İsteğe göre diğer ölçülerde üretim yapılır.
Возможно изготовление продукции на заказ.

SS4 SS6 HDG PG EG ESP APB AI



GE-EK-40

Splice plate
Ek parçası
Связующий элемент



GE-LCN

PVC strip
PVC conta
Резиновые прокладки



GE-SPRAY-1

Zinc spray
Çinko sprej
Спрей цинка



GE-KC-2

Fixing set
Kanal civata takımı
Комплект винтового соединения



GE-LCND

PVC strip double
PVC conta, çiftli
Резиновые прокладки



GE-BFEC-4

Flat flexible bar, CuSn
Yassı esnek bara, Cu
Провод



Material options: Stainless steel AISI 304 (L) (A2) / AISI 316 (L) (A4), ST-37-42 Mild Steel, Corten A, Pregalvanized steel, Aluminum
Finish options : Hot Dip Galvanized to EN 1461, Electrogalvanized to TS 149, Electrostatic Paint Coated, Prime coated

Cable Trays

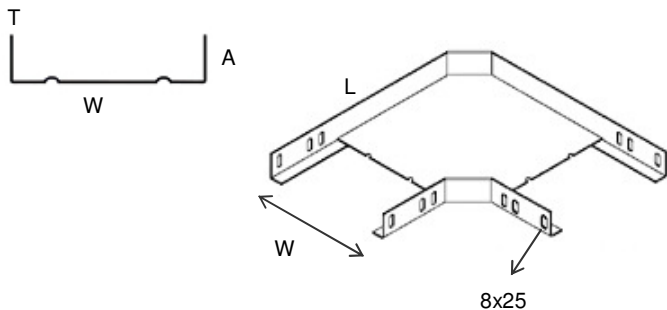
40

GE-KT3-D90-A40

90° flat bend

90° dönüş elemanı

Секция угловая горизонтальная 90°



| Part No | T | W | A | L | Kg |
|-------------------|-----|-----|----|------|-------|
| GE-KT3-D90-10-A40 | 1 | 100 | 40 | 260 | 0.67 |
| GE-KT3-D90-12-A40 | 1 | 120 | 40 | 280 | 0.76 |
| GE-KT3-D90-15-A40 | 1 | 150 | 40 | 310 | 0.89 |
| GE-KT3-D90-20-A40 | 1 | 200 | 40 | 360 | 1.03 |
| GE-KT3-D90-22-A40 | 1 | 225 | 40 | 385 | 1.20 |
| GE-KT3-D90-25-A40 | 1.2 | 250 | 40 | 410 | 1,58 |
| GE-KT3-D90-30-A40 | 1.2 | 300 | 40 | 470 | 2.48 |
| GE-KT3-D90-40-A40 | 1.2 | 400 | 40 | 570 | 2.95 |
| GE-KT3-D90-45-A40 | 1.2 | 450 | 40 | 610 | 3.50 |
| GE-KT3-D90-50-A40 | 1.5 | 500 | 40 | 660 | 5.15 |
| GE-KT3-D90-60-A40 | 1.5 | 600 | 40 | 760 | 6.85 |
| GE-KT3-D90-75-A40 | 1.5 | 750 | 40 | 910 | 9.90 |
| GE-KT3-D90-90-A40 | 1.5 | 900 | 40 | 1060 | 13.68 |

No couplers required for fixing to cable trays.
Please specify radius when ordering.

Birleştirme için ek parçasına gerek yoktur.
Siparişte radyusu belirtiniz

Нет арматуры, необходимой для фиксации кабеля в лотки.
Укажите радиус при заказе.

Flat bends in 90°, 60°, 45°, 30° are available on request.
90° flat bend is supplied as standard unless the angle is specified when ordering.

90°, 60°, 45°, 30° dönüşler mevcuttur. Başka ölçü belirtilmedikçe standart 90° teslim edilir.

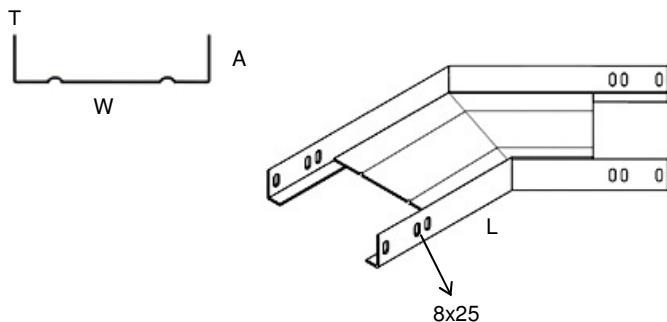
Угловые элементы могут быть изготовлены 90, 60, 45, 30. Стандартный размер 90, кроме случаев оговорённых при заказе.

GE-KT3-D45-A40

45° flat bend

45° dönüş elemanı

Секция угловая горизонтальная 45°



| Part No | T | W | A | L | Kg |
|-------------------|-----|-----|----|------|-------|
| GE-KT3-D45-10-A40 | 1 | 100 | 40 | 260 | 0.67 |
| GE-KT3-D45-12-A40 | 1 | 120 | 40 | 280 | 0.76 |
| GE-KT3-D45-15-A40 | 1 | 150 | 40 | 310 | 0.89 |
| GE-KT3-D45-20-A40 | 1 | 200 | 40 | 360 | 1.03 |
| GE-KT3-D45-22-A40 | 1 | 225 | 40 | 385 | 1.20 |
| GE-KT3-D45-25-A40 | 1.2 | 250 | 40 | 410 | 1,58 |
| GE-KT3-D45-30-A40 | 1.2 | 300 | 40 | 470 | 2.48 |
| GE-KT3-D45-40-A40 | 1.2 | 400 | 40 | 570 | 2.95 |
| GE-KT3-D45-45-A40 | 1.2 | 450 | 40 | 610 | 3.50 |
| GE-KT3-D45-50-A40 | 1.5 | 500 | 40 | 660 | 5.15 |
| GE-KT3-D45-60-A40 | 1.5 | 600 | 40 | 760 | 6.85 |
| GE-KT3-D45-75-A40 | 1.5 | 750 | 40 | 910 | 9.90 |
| GE-KT3-D45-90-A40 | 1.5 | 900 | 40 | 1060 | 13.68 |

No couplers required for fixing to cable trays.
Please specify radius when ordering.

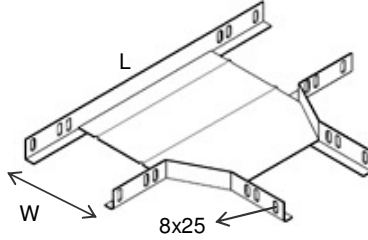
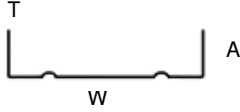
Birleştirme için ek parçasına gerek yoktur.
Siparişte radyusu belirtiniz

Нет арматуры, необходимой для фиксации кабеля в лотки.
Укажите радиус при заказе.

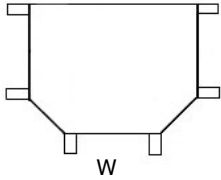
Cable Trays

GE-KT3-T-A40

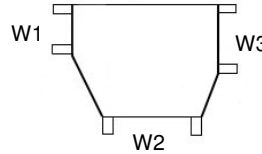
Tee
T elemanı
T образное разветвление



| Part No | T | W | A | L | Kg |
|-----------------|-----|-----|----|------|-------|
| GE-KT3-T-10-A40 | 1 | 100 | 40 | 420 | 0.86 |
| GE-KT3-T-12-A40 | 1 | 120 | 40 | 440 | 0.92 |
| GE-KT3-T-15-A40 | 1 | 150 | 40 | 470 | 1.10 |
| GE-KT3-T-20-A40 | 1 | 200 | 40 | 520 | 1.18 |
| GE-KT3-T-22-A40 | 1 | 225 | 40 | 545 | 1.31 |
| GE-KT3-T-25-A40 | 1.2 | 250 | 40 | 570 | 1.74 |
| GE-KT3-T-30-A40 | 1.2 | 300 | 40 | 620 | 2.35 |
| GE-KT3-T-40-A40 | 1.2 | 400 | 40 | 720 | 3.07 |
| GE-KT3-T-45-A40 | 1.2 | 450 | 40 | 770 | 3.63 |
| GE-KT3-T-50-A40 | 1.5 | 500 | 40 | 820 | 5.29 |
| GE-KT3-T-60-A40 | 1.5 | 600 | 40 | 920 | 6.97 |
| GE-KT3-T-75-A40 | 1.5 | 750 | 40 | 1070 | 10.00 |
| GE-KT3-T-90-A40 | 1.5 | 900 | 40 | 1220 | 13.62 |



Equal Tee
Eşit T elemanı
Равное разветвление



Unequal Tee
Eşit olmayan T elemanı
Неравное разветвление

No couplers required for fixing to cable trays.
Please specify radius when ordering.

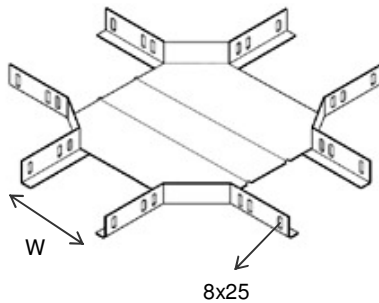
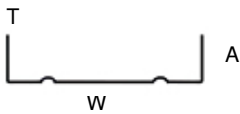
Birleştirme için ek parçasına gerek yoktur.
Siparişte radyusu belirtiniz

Нет арматуры, необходимой для фиксации кабеля в лотки.
Укажите радиус при заказе.

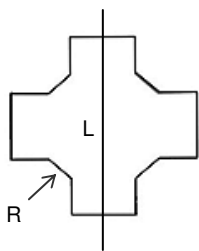
Please specify the widths of unequal tees by drawing.
Eşit olmayan T' lerde W ölçülerini siparişte belirtiniz.
Укажите размеры W неравного T-образного разветвления.

GE-KT3-DB-A40

Crossing
Dörtlü bağlantı elemanı
Секция крестообразная



| Part No | T | W | A | L | Kg |
|------------------|-----|-----|----|------|-------|
| GE-KT3-DB-10-A40 | 1 | 100 | 40 | 420 | 1.05 |
| GE-KT3-DB-12-A40 | 1 | 120 | 40 | 440 | 1.11 |
| GE-KT3-DB-15-A40 | 1 | 150 | 40 | 470 | 1.22 |
| GE-KT3-DB-20-A40 | 1 | 200 | 40 | 520 | 1.33 |
| GE-KT3-DB-22-A40 | 1 | 225 | 40 | 545 | 1.45 |
| GE-KT3-DB-25-A40 | 1.2 | 250 | 40 | 570 | 1.91 |
| GE-KT3-DB-30-A40 | 1.2 | 300 | 40 | 620 | 2.49 |
| GE-KT3-DB-40-A40 | 1.2 | 400 | 40 | 720 | 3.20 |
| GE-KT3-DB-45-A40 | 1.2 | 450 | 40 | 770 | 3.50 |
| GE-KT3-DB-50-A40 | 1.5 | 500 | 40 | 820 | 5.36 |
| GE-KT3-DB-60-A40 | 1.5 | 600 | 40 | 920 | 7.06 |
| GE-KT3-DB-75-A40 | 1.5 | 750 | 40 | 1070 | 10.06 |
| GE-KT3-DB-90-A40 | 1.5 | 900 | 40 | 1220 | 13.66 |



No couplers required for fixing to cable trays.
Please specify radius when ordering.

Birleştirme için ek parçasına gerek yoktur.
Siparişte radyusu belirtiniz

Нет арматуры, необходимой для фиксации кабеля в лотки.
Укажите радиус при заказе.

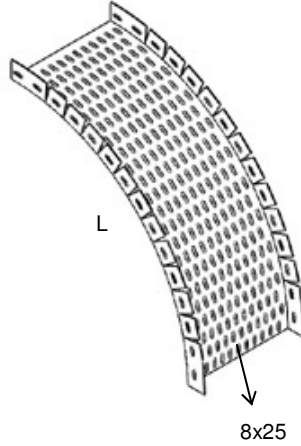
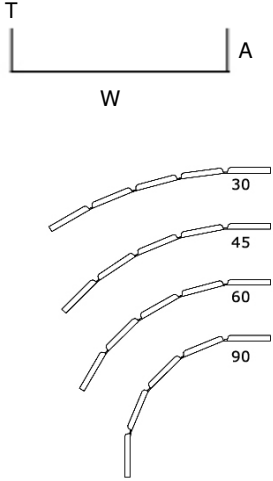
Cable Trays

GE-KT3-OBF-A40

Flexible outside bend

Modüler dış bükey elemanı

Внешний угловой элемент



| Part No | T | W | A | L | Kg |
|-------------------|-----|-----|----|------|-------|
| GE-KT3-OBF-10-A40 | 1 | 100 | 40 | 500 | 0.70 |
| GE-KT3-OBF-12-A40 | 1 | 120 | 40 | 500 | 0.78 |
| GE-KT3-OBF-15-A40 | 1 | 150 | 40 | 500 | 0.90 |
| GE-KT3-OBF-20-A40 | 1 | 200 | 40 | 500 | 1.65 |
| GE-KT3-OBF-22-A40 | 1 | 225 | 40 | 500 | 1.80 |
| GE-KT3-OBF-25-A40 | 1.2 | 250 | 40 | 750 | 2.34 |
| GE-KT3-OBF-30-A40 | 1.2 | 300 | 40 | 750 | 2.70 |
| GE-KT3-OBF-40-A40 | 1.2 | 400 | 40 | 750 | 3.42 |
| GE-KT3-OBF-45-A40 | 1.2 | 450 | 40 | 750 | 3.75 |
| GE-KT3-OBF-50-A40 | 1.5 | 500 | 40 | 750 | 5.17 |
| GE-KT3-OBF-60-A40 | 1.5 | 600 | 40 | 1000 | 8.10 |
| GE-KT3-OBF-75-A40 | 1.5 | 750 | 40 | 1000 | 9.90 |
| GE-KT3-OBF-90-A40 | 1.5 | 900 | 40 | 1000 | 11.70 |

Connection to be made with splice plates.
 Please specify radius when ordering.

Birleştirme için GE-EK kullanılır.
 Siparişte radyusu belirtiniz

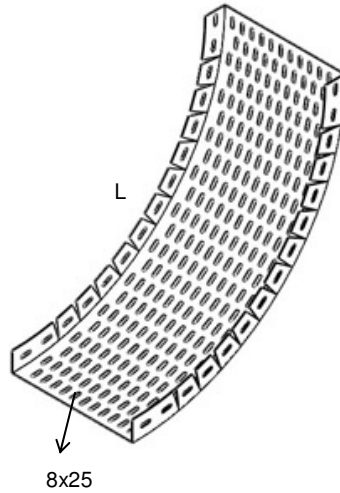
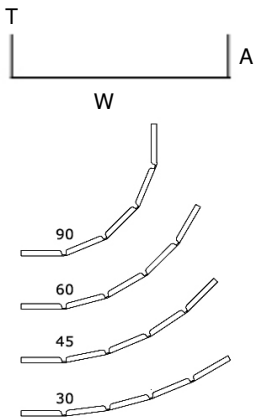
Соединение будет с сращивание пластин.
 Укажите радиус при заказе.

GE-KT3-IBF-A40

Flexible inside bend

Modüler iç bükey elemanı

Внутренний угловой элемент



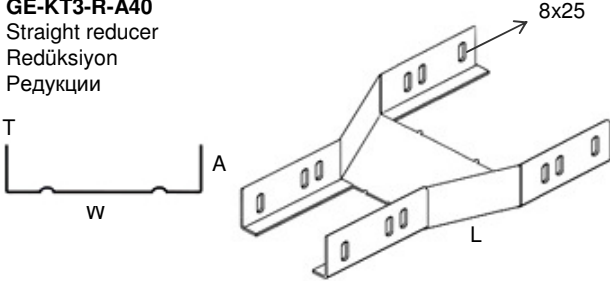
| Part No | T | W | A | L | Kg |
|-------------------|-----|-----|----|------|-------|
| GE-KT3-IBF-10-A40 | 1 | 100 | 40 | 500 | 0.70 |
| GE-KT3-IBF-12-A40 | 1 | 120 | 40 | 500 | 0.78 |
| GE-KT3-IBF-15-A40 | 1 | 150 | 40 | 500 | 0.90 |
| GE-KT3-IBF-20-A40 | 1 | 200 | 40 | 500 | 1.65 |
| GE-KT3-IBF-22-A40 | 1 | 225 | 40 | 500 | 1.80 |
| GE-KT3-IBF-25-A40 | 1.2 | 250 | 40 | 750 | 2.34 |
| GE-KT3-IBF-30-A40 | 1.2 | 300 | 40 | 750 | 2.70 |
| GE-KT3-IBF-40-A40 | 1.2 | 400 | 40 | 750 | 3.42 |
| GE-KT3-IBF-45-A40 | 1.2 | 450 | 40 | 750 | 3.75 |
| GE-KT3-IBF-50-A40 | 1.5 | 500 | 40 | 750 | 5.17 |
| GE-KT3-IBF-60-A40 | 1.5 | 600 | 40 | 1000 | 8.10 |
| GE-KT3-IBF-75-A40 | 1.5 | 750 | 40 | 1000 | 9.90 |
| GE-KT3-IBF-90-A40 | 1.5 | 900 | 40 | 1000 | 11.70 |

Material options: Stainless steel AISI 304 (L) (A2) / AISI 316 (L) (A4), ST-37-42 Mild Steel, Corten A, Pregalvanized steel, Aluminum
 Finish options : Hot Dip Galvanized to EN 1461, Electrogalvanized to TS 149, Electrostatic Paint Coated, Prime coated

Cable Trays

GE-KT3-R-A40

Straight reducer
 Redüksiyon
 Редукции



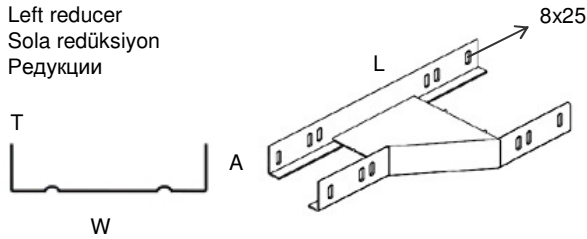
| Part No | T | W1 - W2 | A | L | Kg |
|--------------------|-----|-----------|----|-----|------|
| GE-KT3-R-10-20-A40 | 1.5 | 100 - 200 | 40 | 300 | 0,55 |
| GE-KT3-R-10-30-A40 | 1.5 | 100 - 300 | 40 | 340 | 0,80 |
| GE-KT3-R-10-40-A40 | 1.5 | 100 - 400 | 40 | 400 | 1,15 |
| GE-KT3-R-10-50-A40 | 1.5 | 100 - 500 | 40 | 440 | 1,50 |
| GE-KT3-R-10-60-A40 | 1.5 | 100 - 600 | 40 | 490 | 1,90 |
| GE-KT3-R-10-75-A40 | 1.5 | 100 - 750 | 40 | 560 | 2,65 |
| GE-KT3-R-10-90-A40 | 1.5 | 100 - 900 | 40 | 650 | 3,65 |

How to order / Kodlama / Как написать при заказе

GE-KT3 R 100 200 A40 HDG
 (Series + Product + Width1 + Width2 + Height + Finish)

GE-KT3-RL-A40

Left reducer
 Sola redüksiyon
 Редукции



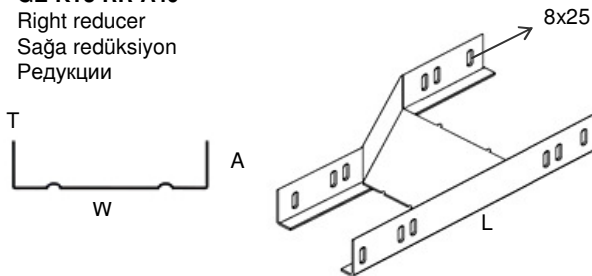
| Part No | T | W1 - W2 | A | L | Kg |
|---------------------|-----|-----------|----|-----|------|
| GE-KT3-RL-10-20-A40 | 1.5 | 100 - 200 | 40 | 300 | 0,60 |
| GE-KT3-RL-10-30-A40 | 1.5 | 100 - 300 | 40 | 340 | 0,80 |
| GE-KT3-RL-10-40-A40 | 1.5 | 100 - 400 | 40 | 400 | 1,20 |
| GE-KT3-RL-10-50-A40 | 1.5 | 100 - 500 | 40 | 440 | 1,55 |
| GE-KT3-RL-10-60-A40 | 1.5 | 100 - 600 | 40 | 490 | 2,00 |
| GE-KT3-RL-10-75-A40 | 1.5 | 100 - 750 | 40 | 560 | 2,75 |
| GE-KT3-RL-10-90-A40 | 1.5 | 100 - 900 | 40 | 650 | 3,75 |

How to order / Kodlama / Как написать при заказе

GE-KT3 RL 100 200 A40 HDG
 (Series + Product + Width1 + Width2 + Height + Finish)

GE-KT3-RR-A40

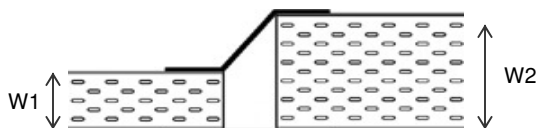
Right reducer
 Sağa redüksiyon
 Редукции



| Part No | T | W1 - W2 | A | L | Kg |
|---------------------|-----|-----------|----|-----|------|
| GE-KT3-RR-10-20-A40 | 1.5 | 100 - 200 | 40 | 300 | 0,60 |
| GE-KT3-RR-10-30-A40 | 1.5 | 100 - 300 | 40 | 340 | 0,80 |
| GE-KT3-RR-10-40-A40 | 1.5 | 100 - 400 | 40 | 400 | 1,20 |
| GE-KT3-RR-10-50-A40 | 1.5 | 100 - 500 | 40 | 440 | 1,55 |
| GE-KT3-RR-10-60-A40 | 1.5 | 100 - 600 | 40 | 490 | 2,00 |
| GE-KT3-RR-10-75-A40 | 1.5 | 100 - 750 | 40 | 560 | 2,75 |
| GE-KT3-RR-10-90-A40 | 1.5 | 100 - 900 | 40 | 650 | 3,75 |

How to order / Kodlama / Как написать при заказе

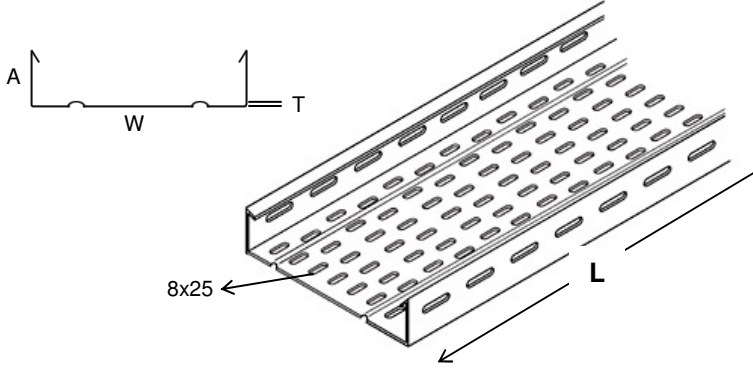
GE-KT3 RR 100 200 A40 HDG
 (Series + Product + Width1 + Width2 + Height + Finish)



Cable Trays

GE-KT4-A60

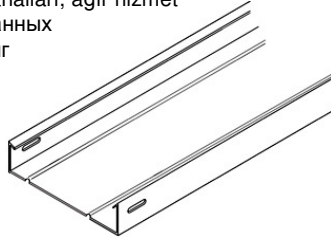
Reinforced type cable trays, heavy duty
Güçlendirilmiş tip kablo kanalları, ağır hizmet tipi
Армированная кабельных лотков, Тяжелый долг



| Part No1 | T | W | A | L | Kg |
|---------------|-----|-----|----|------|-------|
| GE-KT4-10-A60 | 1 | 100 | 60 | 3000 | 1.83 |
| GE-KT4-12-A60 | 1 | 120 | 60 | 3000 | 2.00 |
| GE-KT4-15-A60 | 1 | 150 | 60 | 3000 | 2.26 |
| GE-KT4-20-A60 | 1 | 200 | 60 | 3000 | 2.66 |
| GE-KT4-22-A60 | 1 | 225 | 60 | 3000 | 2.86 |
| GE-KT4-25-A60 | 1.2 | 250 | 60 | 3000 | 3.67 |
| GE-KT4-30-A60 | 1.2 | 300 | 60 | 3000 | 4.15 |
| GE-KT4-40-A60 | 1.2 | 400 | 60 | 3000 | 5.12 |
| GE-KT4-45-A60 | 1.2 | 450 | 60 | 3000 | 5.59 |
| GE-KT4-50-A60 | 1.5 | 500 | 60 | 3000 | 7.50 |
| GE-KT4-60-A60 | 1.5 | 600 | 60 | 3000 | 9.37 |
| GE-KT4-75-A60 | 1.5 | 750 | 60 | 3000 | 10.57 |
| GE-KT4-90-A60 | 1.5 | 900 | 60 | 3000 | 12.37 |

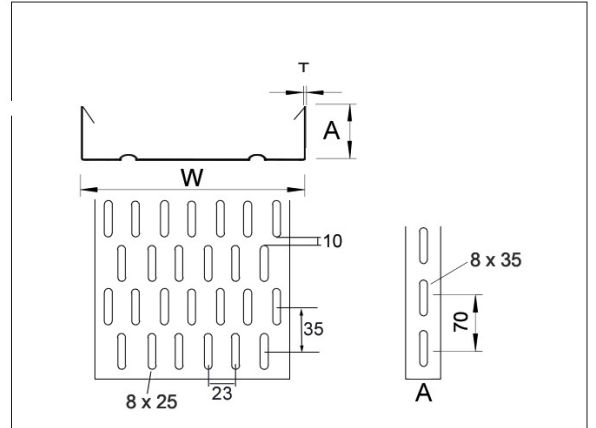
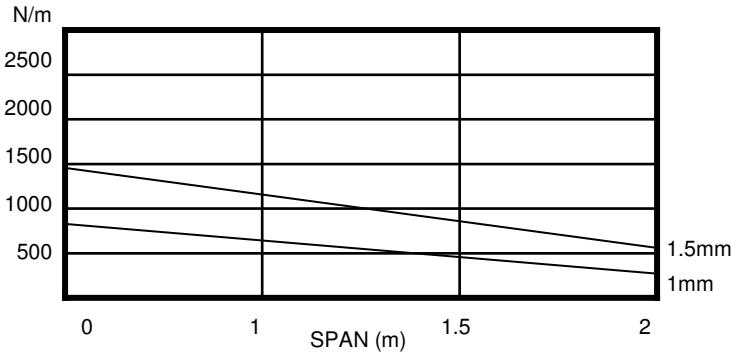
GE-KTN4-A60

Reinforced non perforated cable trays, heavy duty
Güçlendirilmiş tip deliksiz kablo kanalları, ağır hizmet
Армированная, не перфорированных
кабельных лотков, Тяжелый долг



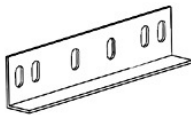
Custom production available upon request.
İsteğe göre diğer ölçülerde üretim yapılır.
Возможно изготовление продукции на заказ.

SS4 SS6 HDG PG EG ESP APB AI



GE-EK-60

Splice plate
Ek parçası
Связующий элемент



GE-LCN

PVC strip
PVC conta
Резиновые прокладки



GE-SPRAY-1

Zinc spray
Çinko sprej
Спрей цинка



GE-KC-2

Fixing set
Kanal civata takımı
Комплект винтового соединения



GE-LCND

PVC strip double
PVC conta, çiftli
Резиновые прокладки



GE-BFEC-4

Flat flexible bar, CuSn
Yassı esnek bara, Cu
Провод



Material options: Stainless steel AISI 304 (L) (A2) / AISI 316 (L) (A4), ST-37-42 Mild Steel, Corten A, Pregalvanized steel, Aluminum
 Finish options : Hot Dip Galvanized to EN 1461, Electrogalvanized to TS 149, Electrostatic Paint Coated, Prime coated

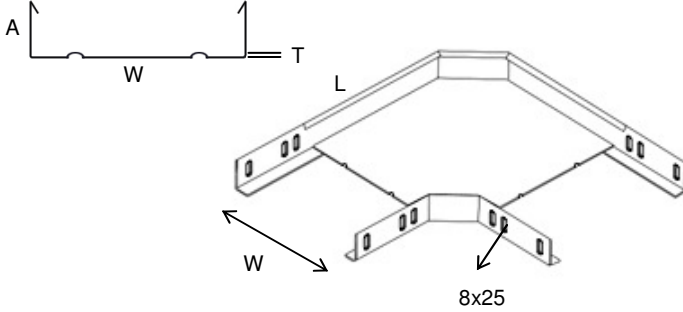
Cable Trays

GE-KT4-D90-A60

90° flat bend

90° dönüş elemanı

Секция угловая горизонтальная 90°



| Part No | T | W | A | L | Kg |
|-------------------|-----|-----|----|------|-------|
| GE-KT4-D90-10-A60 | 1 | 100 | 60 | 260 | 0.74 |
| GE-KT4-D90-12-A60 | 1 | 120 | 60 | 280 | 0.83 |
| GE-KT4-D90-15-A60 | 1 | 150 | 60 | 310 | 0.95 |
| GE-KT4-D90-20-A60 | 1 | 200 | 60 | 360 | 1.21 |
| GE-KT4-D90-22-A60 | 1 | 225 | 60 | 385 | 1.36 |
| GE-KT4-D90-25-A60 | 1.2 | 250 | 60 | 410 | 1.82 |
| GE-KT4-D90-30-A60 | 1.2 | 300 | 60 | 470 | 2.23 |
| GE-KT4-D90-40-A60 | 1.2 | 400 | 60 | 570 | 3.23 |
| GE-KT4-D90-45-A60 | 1.2 | 450 | 60 | 610 | 3.81 |
| GE-KT4-D90-50-A60 | 1.5 | 500 | 60 | 660 | 5.54 |
| GE-KT4-D90-60-A60 | 1.5 | 600 | 60 | 760 | 7.29 |
| GE-KT4-D90-75-A60 | 1.5 | 750 | 60 | 910 | 10.46 |
| GE-KT4-D90-90-A60 | 1.5 | 900 | 60 | 1060 | 14.25 |

No couplers required for fixing to cable trays.
 Please specify radius when ordering.

Birleştirme için ek parçasına gerek yoktur.
 Siparişte radyusu belirtiniz

Нет арматуры, необходимой для фиксации кабеля в лотки.
 Укажите радиус при заказе.

Flat bends in 90°, 60°, 45°, 30° are available on request.
 90° flat bend is supplied as standard unless the angle is specified when ordering.

90°, 60°, 45°, 30° dönüşler mevcuttur. Başka ölçü belirtilmedikçe standart 90° teslim edilir.

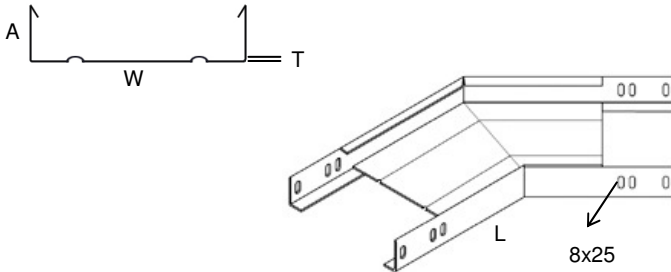
Угловые элементы могут быть изготовлены 90, 60, 45, 30. Стандартный размер 90, кроме случаев оговорённых при заказе.

GE-KT4-D45-A60

45° flat bend

45° dönüş elemanı

Секция угловая горизонтальная 45°



| Part No | T | W | A | L | Kg |
|-------------------|-----|-----|----|------|-------|
| GE-KT4-D45-10-A60 | 1 | 100 | 60 | 260 | 0.74 |
| GE-KT4-D45-12-A60 | 1 | 120 | 60 | 280 | 0.83 |
| GE-KT4-D45-15-A60 | 1 | 150 | 60 | 310 | 0.95 |
| GE-KT4-D45-20-A60 | 1 | 200 | 60 | 360 | 1.21 |
| GE-KT4-D45-22-A60 | 1 | 225 | 60 | 385 | 1.36 |
| GE-KT4-D45-25-A60 | 1.2 | 250 | 60 | 410 | 1.82 |
| GE-KT4-D45-30-A60 | 1.2 | 300 | 60 | 470 | 2.23 |
| GE-KT4-D45-40-A60 | 1.2 | 400 | 60 | 570 | 3.23 |
| GE-KT4-D45-45-A60 | 1.2 | 450 | 60 | 610 | 3.81 |
| GE-KT4-D45-50-A60 | 1.5 | 500 | 60 | 660 | 5.54 |
| GE-KT4-D45-60-A60 | 1.5 | 600 | 60 | 760 | 7.29 |
| GE-KT4-D45-75-A60 | 1.5 | 750 | 60 | 910 | 10.46 |
| GE-KT4-D45-90-A60 | 1.5 | 900 | 60 | 1060 | 14.25 |

No couplers required for fixing to cable trays.
 Please specify radius when ordering.

Birleştirme için ek parçasına gerek yoktur.
 Siparişte radyusu belirtiniz

Нет арматуры, необходимой для фиксации кабеля в лотки.
 Укажите радиус при заказе.

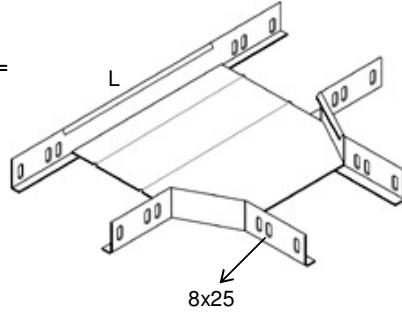
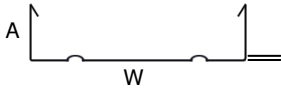
Material options: Stainless steel AISI 304 (L) (A2) / AISI 316 (L) (A4), ST-37-42 Mild Steel, Corten A, Pregalvanized steel, Aluminum
 Finish options : Hot Dip Galvanized to EN 1461, Electrogalvanized to TS 149, Electrostatic Paint Coated, Prime coated

60

Cable Trays

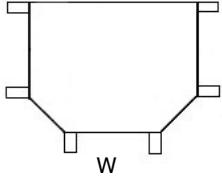
GE-KT4-T-A60

Tee
 T elemanı
 T образное разветвление

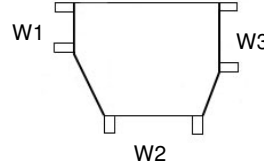


Part No

| Part No | T | W | A | L | Kg |
|-----------------|-----|-----|----|------|-------|
| GE-KT4-T-10-A60 | 1 | 100 | 60 | 420 | 0.96 |
| GE-KT4-T-12-A60 | 1 | 120 | 60 | 440 | 1.00 |
| GE-KT4-T-15-A60 | 1 | 150 | 60 | 470 | 1.16 |
| GE-KT4-T-20-A60 | 1 | 200 | 60 | 520 | 1.38 |
| GE-KT4-T-22-A60 | 1 | 225 | 60 | 545 | 1.54 |
| GE-KT4-T-25-A60 | 1.2 | 250 | 60 | 570 | 2.00 |
| GE-KT4-T-30-A60 | 1.2 | 300 | 60 | 620 | 2.39 |
| GE-KT4-T-40-A60 | 1.2 | 400 | 60 | 720 | 3.34 |
| GE-KT4-T-45-A60 | 1.2 | 450 | 60 | 770 | 3.91 |
| GE-KT4-T-50-A60 | 1.5 | 500 | 60 | 820 | 5.64 |
| GE-KT4-T-60-A60 | 1.5 | 600 | 60 | 920 | 7.88 |
| GE-KT4-T-75-A60 | 1.5 | 750 | 60 | 1070 | 11.00 |
| GE-KT4-T-90-A60 | 1.5 | 900 | 60 | 1220 | 14.70 |



Equal Tee
 Eşit T elemanı
 Равное разветвление



Unequal Tee
 Eşit olmayan T elemanı
 Неравное разветвление

No couplers required for fixing to cable trays.
 Please specify radius when ordering.

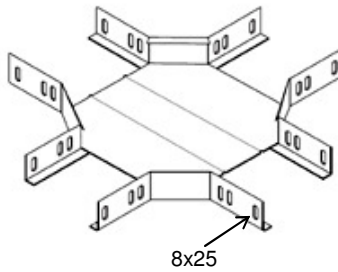
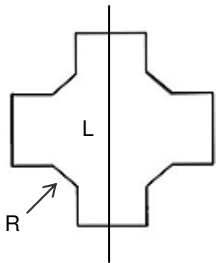
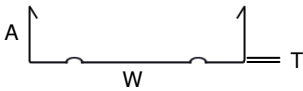
Birleştirme için ek parçasına gerek yoktur.
 Siparişte radyusu belirtiniz

Нет арматуры, необходимой для фиксации кабеля в лотки.
 Укажите радиус при заказе.

Please specify the widths of unequal tees by drawing.
 Eşit olmayan T' lerde W ölçülerini siparişte belirtiniz.
 Укажите размеры W неравного T-образного разветвления.

GE-KT4-DB-A60

Crossing
 Dörtlü bağlantı elemanı
 Секция крестообразная



Part No

| Part No | T | W | A | L | Kg |
|------------------|-----|-----|----|------|-------|
| GE-KT4-DB-10-A60 | 1 | 100 | 60 | 420 | 1.24 |
| GE-KT4-DB-12-A60 | 1 | 120 | 60 | 440 | 1.30 |
| GE-KT4-DB-15-A60 | 1 | 150 | 60 | 470 | 1.41 |
| GE-KT4-DB-20-A60 | 1 | 200 | 60 | 520 | 1.65 |
| GE-KT4-DB-22-A60 | 1 | 225 | 60 | 545 | 1.77 |
| GE-KT4-DB-25-A60 | 1.2 | 250 | 60 | 570 | 2.30 |
| GE-KT4-DB-30-A60 | 1.2 | 300 | 60 | 620 | 2.66 |
| GE-KT4-DB-40-A60 | 1.2 | 400 | 60 | 720 | 3.58 |
| GE-KT4-DB-45-A60 | 1.2 | 450 | 60 | 770 | 3.86 |
| GE-KT4-DB-50-A60 | 1.5 | 500 | 60 | 820 | 5.85 |
| GE-KT4-DB-60-A60 | 1.5 | 600 | 60 | 920 | 7.54 |
| GE-KT4-DB-75-A60 | 1.5 | 750 | 60 | 1070 | 10.54 |
| GE-KT4-DB-90-A60 | 1.5 | 900 | 60 | 1220 | 14.10 |

No couplers required for fixing to cable trays.
 Please specify radius when ordering.

Birleştirme için ek parçasına gerek yoktur.
 Siparişte radyusu belirtiniz

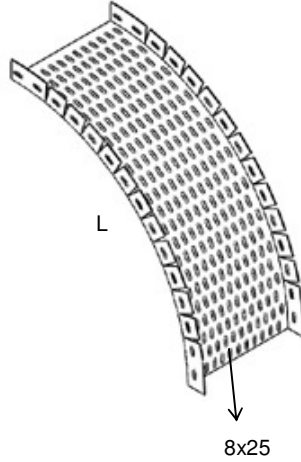
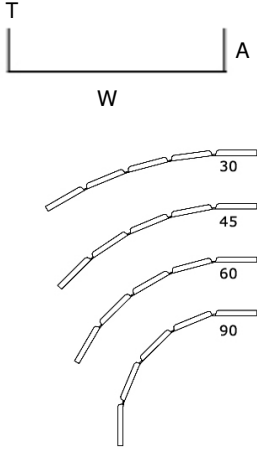
Нет арматуры, необходимой для фиксации кабеля в лотки.
 Укажите радиус при заказе.

Material options: Stainless steel AISI 304 (L) (A2) / AISI 316 (L) (A4), ST-37-42 Mild Steel, Corten A, Pregalvanized steel, Aluminum
 Finish options : Hot Dip Galvanized to EN 1461, Electrogalvanized to TS 149, Electrostatic Paint Coated, Prime coated

Cable Trays

GE-KT4-OBF-A60

Flexible outside bend
 Modüler dış bükey elemanı
 Внешний угловой элемент



| Part No | T | W | A | L | Kg |
|-------------------|-----|-----|----|------|-------|
| GE-KT4-OBF-10-A60 | 1 | 100 | 60 | 500 | 0.92 |
| GE-KT4-OBF-12-A60 | 1 | 120 | 60 | 500 | 1.00 |
| GE-KT4-OBF-15-A60 | 1 | 150 | 60 | 500 | 1.13 |
| GE-KT4-OBF-20-A60 | 1 | 200 | 60 | 500 | 2.00 |
| GE-KT4-OBF-22-A60 | 1 | 225 | 60 | 500 | 2.13 |
| GE-KT4-OBF-25-A60 | 1.2 | 250 | 60 | 750 | 2.76 |
| GE-KT4-OBF-30-A60 | 1.2 | 300 | 60 | 750 | 3.12 |
| GE-KT4-OBF-40-A60 | 1.2 | 400 | 60 | 750 | 3.84 |
| GE-KT4-OBF-45-A60 | 1.2 | 450 | 60 | 750 | 4.20 |
| GE-KT4-OBF-50-A60 | 1.5 | 500 | 60 | 750 | 5.63 |
| GE-KT4-OBF-60-A60 | 1.5 | 600 | 60 | 1000 | 9.38 |
| GE-KT4-OBF-75-A60 | 1.5 | 750 | 60 | 1000 | 10.58 |
| GE-KT4-OBF-90-A60 | 1.5 | 900 | 60 | 1000 | 12.38 |

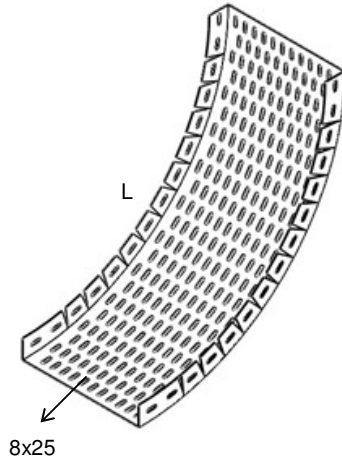
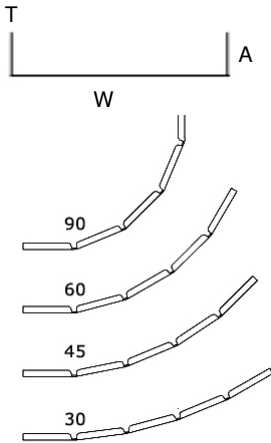
Connection to be made with splice plates.
 Please specify radius when ordering.

Birleştirme için GE-EK kullanılır.
 Siparişte radyusu belirtiniz

Соединение будет с сращивание пластин.
 Укажите радиус при заказе.

GE-KT4-IBF-A60

Flexible inside bend
 Modüler iç bükey elemanı
 Внутренний угловой элемент



| Part No | T | W | A | L | Kg |
|-------------------|-----|-----|----|------|-------|
| GE-KT4-IBF-10-A60 | 1 | 100 | 60 | 500 | 0.92 |
| GE-KT4-IBF-12-A60 | 1 | 120 | 60 | 500 | 1.00 |
| GE-KT4-IBF-15-A60 | 1 | 150 | 60 | 500 | 1.13 |
| GE-KT4-IBF-20-A60 | 1 | 200 | 60 | 500 | 2.00 |
| GE-KT4-IBF-22-A60 | 1 | 225 | 60 | 500 | 2.13 |
| GE-KT4-IBF-25-A60 | 1.2 | 250 | 60 | 750 | 2.76 |
| GE-KT4-IBF-30-A60 | 1.2 | 300 | 60 | 750 | 3.12 |
| GE-KT4-IBF-40-A60 | 1.2 | 400 | 60 | 750 | 3.84 |
| GE-KT4-IBF-45-A60 | 1.2 | 450 | 60 | 750 | 4.20 |
| GE-KT4-IBF-50-A60 | 1.5 | 500 | 60 | 750 | 5.63 |
| GE-KT4-IBF-60-A60 | 1.5 | 600 | 60 | 1000 | 9.38 |
| GE-KT4-IBF-75-A60 | 1.5 | 750 | 60 | 1000 | 10.58 |
| GE-KT4-IBF-90-A60 | 1.5 | 900 | 60 | 1000 | 12.38 |

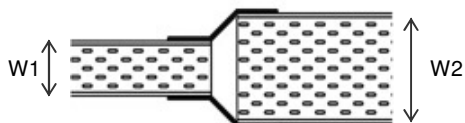
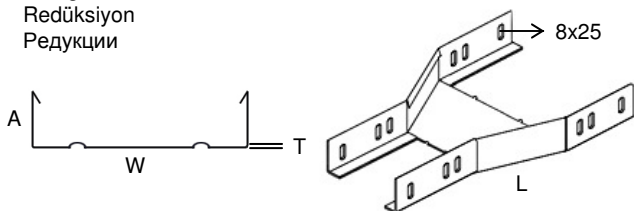
Material options: Stainless steel AISI 304 (L) (A2) / AISI 316 (L) (A4), ST-37-42 Mild Steel, Corten A, Pregalvanized steel, Aluminum
 Finish options : Hot Dip Galvanized to EN 1461, Electrogalvanized to TS 149, Electrostatic Paint Coated, Prime coated

Cable Trays

60

GE-KT4-R-A60

Straight reducer
 Redüksiyon
 Редукции



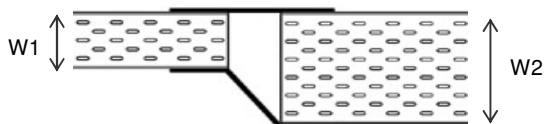
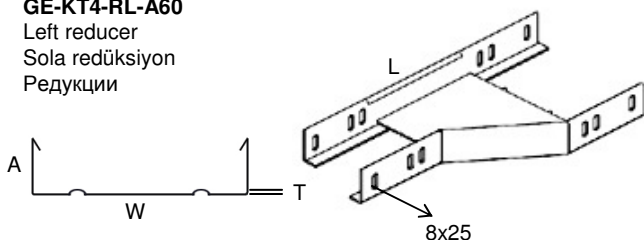
| Part No | T | W1 - W2 | A | L | Kg |
|--------------------|-----|-----------|----|-----|------|
| GE-KT4-R-10-20-A60 | 1.5 | 100 - 200 | 60 | 300 | 0,80 |
| GE-KT4-R-10-30-A60 | 1.5 | 100 - 300 | 60 | 340 | 1,05 |
| GE-KT4-R-10-40-A60 | 1.5 | 100 - 400 | 60 | 400 | 1,45 |
| GE-KT4-R-10-50-A60 | 1.5 | 100 - 500 | 60 | 440 | 1,85 |
| GE-KT4-R-10-60-A60 | 1.5 | 100 - 600 | 60 | 490 | 2,35 |
| GE-KT4-R-10-75-A60 | 1.5 | 100 - 750 | 60 | 560 | 3,15 |
| GE-KT4-R-10-90-A60 | 1.5 | 100 - 900 | 60 | 650 | 4,20 |

How to order / Kodlama / Как написать при заказе

GE-KT4 R 100 200 A60 HDG
 (Series + Product + Width1 + Width2 + Height + Finish)

GE-KT4-RL-A60

Left reducer
 Sola redüksiyon
 Редукции



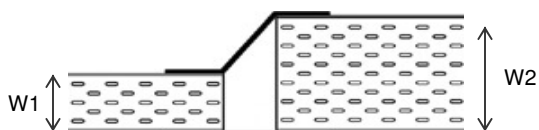
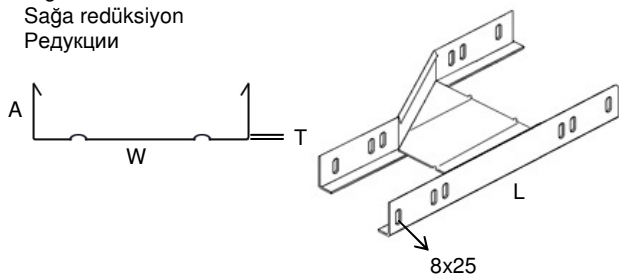
| Part No | T | W1 - W2 | A | L | Kg |
|---------------------|-----|-----------|----|-----|------|
| GE-KT4-RL-10-20-A60 | 1.5 | 100 - 200 | 60 | 300 | 0,80 |
| GE-KT4-RL-10-30-A60 | 1.5 | 100 - 300 | 60 | 340 | 1,10 |
| GE-KT4-RL-10-40-A60 | 1.5 | 100 - 400 | 60 | 400 | 1,55 |
| GE-KT4-RL-10-50-A60 | 1.5 | 100 - 500 | 60 | 440 | 1,95 |
| GE-KT4-RL-10-60-A60 | 1.5 | 100 - 600 | 60 | 490 | 2,45 |
| GE-KT4-RL-10-75-A60 | 1.5 | 100 - 750 | 60 | 560 | 3,25 |
| GE-KT4-RL-10-90-A60 | 1.5 | 100 - 900 | 60 | 650 | 4,40 |

How to order / Kodlama / Как написать при заказе

GE-KT4 RL 100 200 A60 HDG
 (Series + Product + Width1 + Width2 + Height + Finish)

GE-KT4-RR-A60

Right reducer
 Sağa redüksiyon
 Редукции



| Part No | T | W1 - W2 | A | L | Kg |
|---------------------|-----|-----------|----|-----|------|
| GE-KT4-RR-10-20-A60 | 1.5 | 100 - 200 | 60 | 300 | 0,80 |
| GE-KT4-RR-10-30-A60 | 1.5 | 100 - 300 | 60 | 340 | 1,10 |
| GE-KT4-RR-10-40-A60 | 1.5 | 100 - 400 | 60 | 400 | 1,55 |
| GE-KT4-RR-10-50-A60 | 1.5 | 100 - 500 | 60 | 440 | 1,95 |
| GE-KT4-RR-10-60-A60 | 1.5 | 100 - 600 | 60 | 490 | 2,45 |
| GE-KT4-RR-10-75-A60 | 1.5 | 100 - 750 | 60 | 560 | 3,25 |
| GE-KT4-RR-10-90-A60 | 1.5 | 100 - 900 | 60 | 650 | 4,40 |

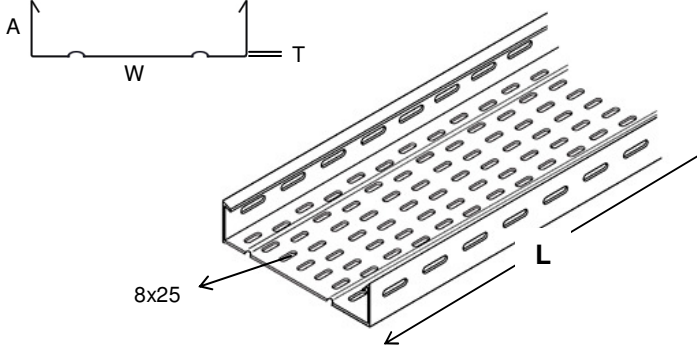
How to order / Kodlama / Как написать при заказе

GE-KT4 RR 100 200 A60 HDG
 (Series + Product + Width1 + Width2 + Height + Finish)

Cable Trays

GE-KT4-A75

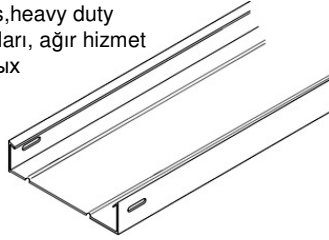
Reinforced type cable trays, heavy duty
 Güçlendirilmiş tip kablo kanalları, ağır hizmet tipi
 Армированная кабельных лотков, Тяжелый долг



| Part No1 | T | W | A | L | Kg |
|---------------|-----|-----|----|------|-------|
| GE-KT4-10-A75 | 1 | 100 | 75 | 3000 | 2.15 |
| GE-KT4-12-A75 | 1 | 120 | 75 | 3000 | 2.33 |
| GE-KT4-15-A75 | 1 | 150 | 75 | 3000 | 2.56 |
| GE-KT4-20-A75 | 1 | 200 | 75 | 3000 | 2.96 |
| GE-KT4-22-A75 | 1 | 225 | 75 | 3000 | 3.16 |
| GE-KT4-25-A75 | 1.2 | 250 | 75 | 3000 | 4.03 |
| GE-KT4-30-A75 | 1.2 | 300 | 75 | 3000 | 4.51 |
| GE-KT4-40-A75 | 1.2 | 400 | 75 | 3000 | 5.47 |
| GE-KT4-45-A75 | 1.2 | 450 | 75 | 3000 | 5.95 |
| GE-KT4-50-A75 | 1.5 | 500 | 75 | 3000 | 8.04 |
| GE-KT4-60-A75 | 1.5 | 600 | 75 | 3000 | 9.24 |
| GE-KT4-75-A75 | 1.5 | 750 | 75 | 3000 | 11.04 |
| GE-KT4-90-A75 | 1.5 | 900 | 75 | 3000 | 12.84 |

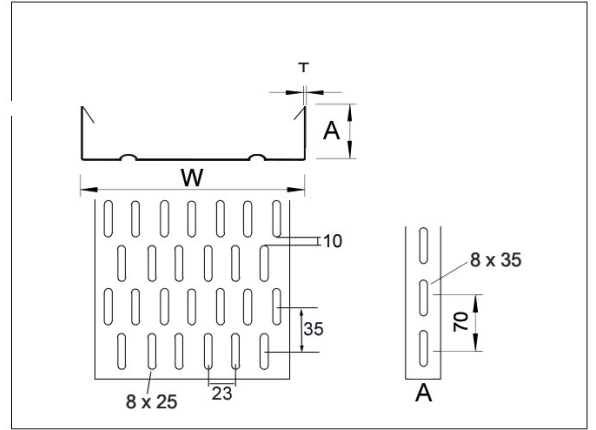
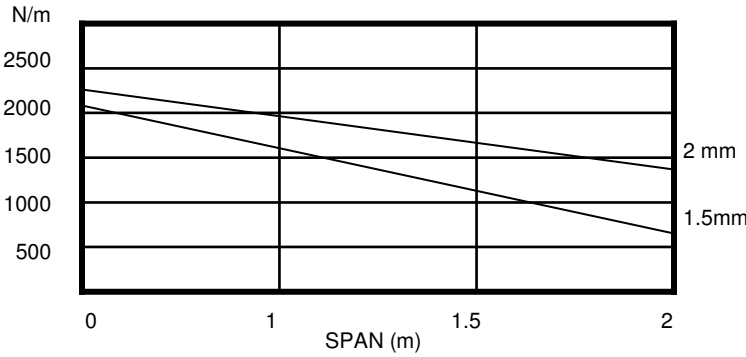
GE-KTN4-A75

Reinforced non perforated cable trays, heavy duty
 Güçlendirilmiş tip deliksiz kablo kanalları, ağır hizmet
 Армированная, не перфорированных
 кабельных лотков, Тяжелый долг



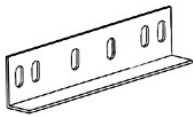
Custom production available upon request.
 İsteğe göre diğer ölçülerde üretim yapılır.
 Возможно изготовление продукции на заказ.

SS4 SS6 HDG PG EG ESP APB AI



GE-EK-75

Splice plate
 Ek parçası
 Связующий элемент



GE-LCN

PVC strip
 PVC conta
 Резиновые прокладки



GE-SPRAY-1

Zinc spray
 Çinko sprej
 Спрей цинка



GE-KC-2

Fixing set
 Kanal civata takımı
 Комплект винтового соединения



GE-LCND

PVC strip double
 PVC conta, çiftli
 Резиновые прокладки



GE-BFEC-4

Flat flexible bar, CuSn
 Yassı esnek bara, Cu
 Провод



Material options: Stainless steel AISI 304 (L) (A2) / AISI 316 (L) (A4), ST-37-42 Mild Steel, Corten A, Pregalvanized steel, Aluminum
 Finish options : Hot Dip Galvanized to EN 1461, Electrogalvanized to TS 149, Electrostatic Paint Coated, Prime coated

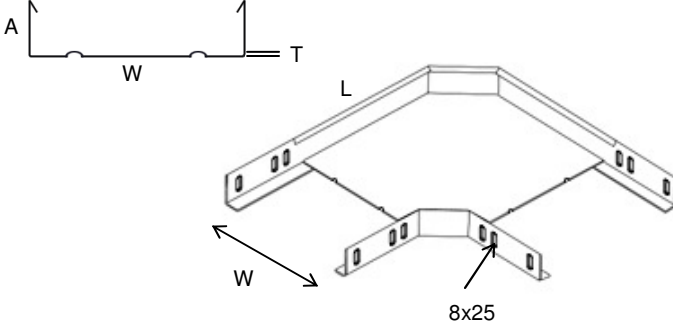
Cable Trays

GE-KT4-D90-A75

90° flat bend

90° dönüş elemanı

Секция угловая горизонтальная 90°



| Part No | T | W | A | L | Kg |
|-------------------|-----|-----|----|------|-------|
| GE-KT4-D90-10-A75 | 1 | 100 | 75 | 260 | 0.88 |
| GE-KT4-D90-12-A75 | 1 | 120 | 75 | 280 | 0.96 |
| GE-KT4-D90-15-A75 | 1 | 150 | 75 | 310 | 1.11 |
| GE-KT4-D90-20-A75 | 1 | 200 | 75 | 360 | 1.38 |
| GE-KT4-D90-22-A75 | 1 | 225 | 75 | 385 | 1.55 |
| GE-KT4-D90-25-A75 | 1.2 | 250 | 75 | 410 | 2.04 |
| GE-KT4-D90-30-A75 | 1.2 | 300 | 75 | 470 | 2.49 |
| GE-KT4-D90-40-A75 | 1.2 | 400 | 75 | 570 | 3.52 |
| GE-KT4-D90-45-A75 | 1.2 | 450 | 75 | 610 | 4.18 |
| GE-KT4-D90-50-A75 | 1.5 | 500 | 75 | 660 | 5.97 |
| GE-KT4-D90-60-A75 | 1.5 | 600 | 75 | 760 | 7.77 |
| GE-KT4-D90-75-A75 | 1.5 | 750 | 75 | 910 | 11.03 |
| GE-KT4-D90-90-A75 | 1.5 | 900 | 75 | 1060 | 14.87 |

No couplers required for fixing to cable trays.
 Please specify radius when ordering.

Birleştirme için ek parçasına gerek yoktur.
 Siparişte radyusu belirtiniz

Нет арматуры, необходимой для фиксации кабеля в лотки.
 Укажите радиус при заказе.

Flat bends in 90°, 60°, 45°, 30° are available on request.
 90° flat bend is supplied as standard unless the angle is specified when ordering.

90°, 60°, 45°, 30° dönüşler mevcuttur. Başka ölçü belirtilmedikçe standart 90° teslim edilir.

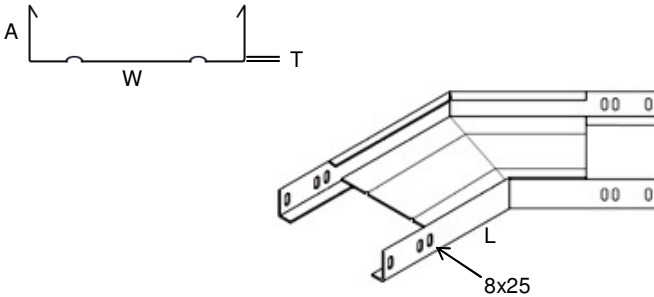
Угловые элементы могут быть изготовлены 90, 60, 45, 30. Стандартный размер 90, кроме случаев оговорённых при заказе.

GE-KT4-D45-A75

45° flat bend

45° dönüş elemanı

Секция угловая горизонтальная 45°



| Part No | T | W | A | L | Kg |
|-------------------|-----|-----|----|------|-------|
| GE-KT4-D45-10-A75 | 1 | 100 | 75 | 260 | 0.88 |
| GE-KT4-D45-12-A75 | 1 | 120 | 75 | 280 | 0.96 |
| GE-KT4-D45-15-A75 | 1 | 150 | 75 | 310 | 1.11 |
| GE-KT4-D45-20-A75 | 1 | 200 | 75 | 360 | 1.38 |
| GE-KT4-D45-22-A75 | 1 | 225 | 75 | 385 | 1.55 |
| GE-KT4-D45-25-A75 | 1.2 | 250 | 75 | 410 | 2.04 |
| GE-KT4-D45-30-A75 | 1.2 | 300 | 75 | 470 | 2.49 |
| GE-KT4-D45-40-A75 | 1.2 | 400 | 75 | 570 | 3.52 |
| GE-KT4-D45-45-A75 | 1.2 | 450 | 75 | 610 | 4.18 |
| GE-KT4-D45-50-A75 | 1.5 | 500 | 75 | 660 | 5.97 |
| GE-KT4-D45-60-A75 | 1.5 | 600 | 75 | 760 | 7.77 |
| GE-KT4-D45-75-A75 | 1.5 | 750 | 75 | 910 | 11.03 |
| GE-KT4-D45-90-A75 | 1.5 | 900 | 75 | 1060 | 14.87 |

No couplers required for fixing to cable trays.
 Please specify radius when ordering.

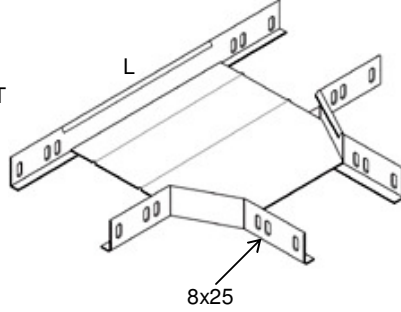
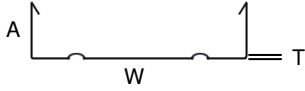
Birleştirme için ek parçasına gerek yoktur.
 Siparişte radyusu belirtiniz

Нет арматуры, необходимой для фиксации кабеля в лотки.
 Укажите радиус при заказе.

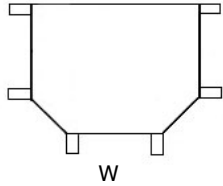
Cable Trays

GE-KT4-T-A75

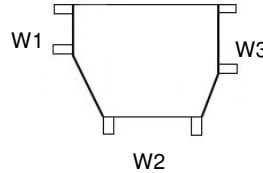
Tee
T elemanı
T образное разветвление



| Part No | T | W | A | L | Kg |
|-----------------|-----|-----|----|------|-------|
| GE-KT4-T-10-A75 | 1 | 100 | 75 | 420 | 1.13 |
| GE-KT4-T-12-A75 | 1 | 120 | 75 | 440 | 1.21 |
| GE-KT4-T-15-A75 | 1 | 150 | 75 | 470 | 1.33 |
| GE-KT4-T-20-A75 | 1 | 200 | 75 | 520 | 1.58 |
| GE-KT4-T-22-A75 | 1 | 225 | 75 | 545 | 1.74 |
| GE-KT4-T-25-A75 | 1.2 | 250 | 75 | 570 | 2.25 |
| GE-KT4-T-30-A75 | 1.2 | 300 | 75 | 620 | 2.66 |
| GE-KT4-T-40-A75 | 1.2 | 400 | 75 | 720 | 3.60 |
| GE-KT4-T-45-A75 | 1.2 | 450 | 75 | 770 | 4.18 |
| GE-KT4-T-50-A75 | 1.5 | 500 | 75 | 820 | 6.00 |
| GE-KT4-T-60-A75 | 1.5 | 600 | 75 | 920 | 7.75 |
| GE-KT4-T-75-A75 | 1.5 | 750 | 75 | 1070 | 10.86 |
| GE-KT4-T-90-A75 | 1.5 | 900 | 75 | 1220 | 14.56 |



Equal Tee
Eşit T elemanı
Равное разветвление



Unequal Tee
Eşit olmayan T elemanı
Неравное разветвление

No couplers required for fixing to cable trays.
Please specify radius when ordering.

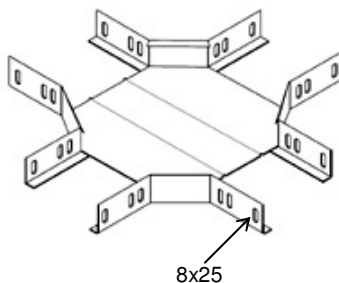
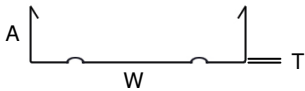
Birleştirme için ek parçasına gerek yoktur.
Siparişte radyusu belirtiniz

Нет арматуры, необходимой для фиксации кабеля в лотки.
Укажите радиус при заказе.

Please specify the widths of unequal tees by drawing.
Eşit olmayan T' lerde W ölçülerini siparişte belirtiniz.
Укажите размеры W неравного T-образного разветвления.

GE-KT4-DB-A75

Crossing
Dörtlü bağlantı elemanı
Секция крестообразная

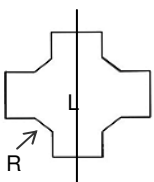


| Part No | T | W | A | L | Kg |
|------------------|-----|-----|----|------|-------|
| GE-KT4-DB-10-A75 | 1 | 100 | 75 | 420 | 1.35 |
| GE-KT4-DB-12-A75 | 1 | 120 | 75 | 440 | 1.42 |
| GE-KT4-DB-15-A75 | 1 | 150 | 75 | 470 | 1.52 |
| GE-KT4-DB-20-A75 | 1 | 200 | 75 | 520 | 1.76 |
| GE-KT4-DB-22-A75 | 1 | 225 | 75 | 545 | 1.88 |
| GE-KT4-DB-25-A75 | 1.2 | 250 | 75 | 570 | 2.43 |
| GE-KT4-DB-30-A75 | 1.2 | 300 | 75 | 620 | 2.79 |
| GE-KT4-DB-40-A75 | 1.2 | 400 | 75 | 720 | 3.73 |
| GE-KT4-DB-45-A75 | 1.2 | 450 | 75 | 770 | 3.94 |
| GE-KT4-DB-50-A75 | 1.5 | 500 | 75 | 820 | 6.00 |
| GE-KT4-DB-60-A75 | 1.5 | 600 | 75 | 920 | 7.70 |
| GE-KT4-DB-75-A75 | 1.5 | 750 | 75 | 1070 | 10.70 |
| GE-KT4-DB-90-A75 | 1.5 | 900 | 75 | 1220 | 14.25 |

No couplers required for fixing to cable trays.
Please specify radius when ordering.

Birleştirme için ek parçasına gerek yoktur.
Siparişte radyusu belirtiniz

Нет арматуры, необходимой для фиксации кабеля в лотки.
Укажите радиус при заказе.



Material options: Stainless steel AISI 304 (L) (A2) / AISI 316 (L) (A4), ST-37-42 Mild Steel, Corten A, Pregalvanized steel, Aluminum
 Finish options : Hot Dip Galvanized to EN 1461, Electrogalvanized to TS 149, Electrostatic Paint Coated, Prime coated

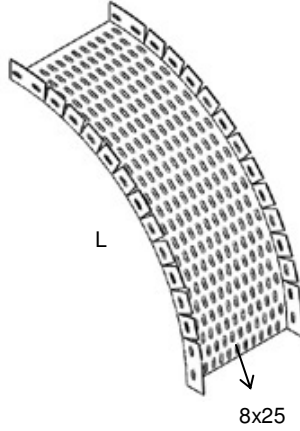
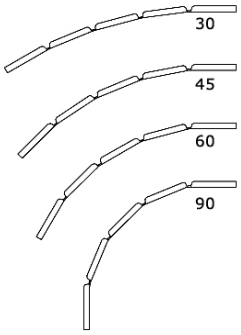
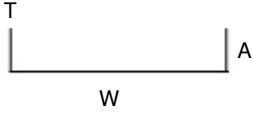
Cable Trays

GE-KT4-OBF-A75

Flexible outside bend

Modüler dış bükey elemanı

Внешний угловой элемент



| Part No | T | W | A | L | Kg |
|-------------------|-----|-----|----|------|-------|
| GE-KT4-OBF-10-A75 | 1 | 100 | 75 | 500 | 1.08 |
| GE-KT4-OBF-12-A75 | 1 | 120 | 75 | 500 | 1.16 |
| GE-KT4-OBF-15-A75 | 1 | 150 | 75 | 500 | 1.28 |
| GE-KT4-OBF-20-A75 | 1 | 200 | 75 | 500 | 2.22 |
| GE-KT4-OBF-22-A75 | 1 | 225 | 75 | 500 | 2.37 |
| GE-KT4-OBF-25-A75 | 1.2 | 250 | 75 | 750 | 3.02 |
| GE-KT4-OBF-30-A75 | 1.2 | 300 | 75 | 750 | 3.38 |
| GE-KT4-OBF-40-A75 | 1.5 | 400 | 75 | 750 | 4.10 |
| GE-KT4-OBF-45-A75 | 1.5 | 450 | 75 | 750 | 4.46 |
| GE-KT4-OBF-50-A75 | 1.5 | 500 | 75 | 750 | 6.03 |
| GE-KT4-OBF-60-A75 | 1.5 | 600 | 75 | 1000 | 9.24 |
| GE-KT4-OBF-75-A75 | 1.5 | 750 | 75 | 1000 | 11.04 |
| GE-KT4-OBF-90-A75 | 1.5 | 900 | 75 | 1000 | 12.84 |

Connection to be made with splice plates.
 Please specify radius when ordering.

Birleştirme için GE-EK kullanılır.
 Siparişte radyusu belirtiniz

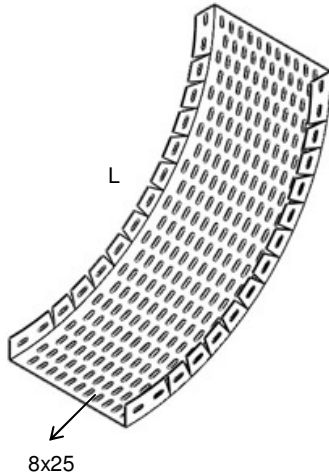
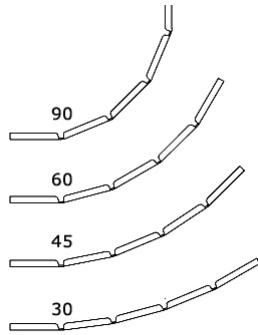
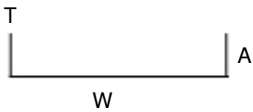
Соединение будет с сращивание пластин.
 Укажите радиус при заказе.

GE-KT4-IBF-A75

Flexible inside bend

Modüler iç bükey elemanı

Внутренний угловой элемент



| Part No | T | W | A | L | Kg |
|-------------------|-----|-----|----|------|-------|
| GE-KT4-IBF-10-A75 | 1 | 100 | 75 | 500 | 1.08 |
| GE-KT4-IBF-12-A75 | 1 | 120 | 75 | 500 | 1.16 |
| GE-KT4-IBF-15-A75 | 1 | 150 | 75 | 500 | 1.28 |
| GE-KT4-IBF-20-A75 | 1 | 200 | 75 | 500 | 2.22 |
| GE-KT4-IBF-22-A75 | 1 | 225 | 75 | 500 | 2.37 |
| GE-KT4-IBF-25-A75 | 1.2 | 250 | 75 | 750 | 3.02 |
| GE-KT4-IBF-30-A75 | 1.2 | 300 | 75 | 750 | 3.38 |
| GE-KT4-IBF-40-A75 | 1.5 | 400 | 75 | 750 | 4.10 |
| GE-KT4-IBF-45-A75 | 1.5 | 450 | 75 | 750 | 4.46 |
| GE-KT4-IBF-50-A75 | 1.5 | 500 | 75 | 750 | 6.03 |
| GE-KT4-IBF-60-A75 | 1.5 | 600 | 75 | 1000 | 9.24 |
| GE-KT4-IBF-75-A75 | 1.5 | 750 | 75 | 1000 | 11.04 |
| GE-KT4-IBF-90-A75 | 1.5 | 900 | 75 | 1000 | 12.84 |

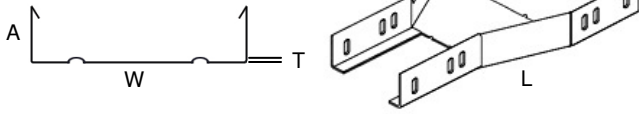
Material options: Stainless steel AISI 304 (L) (A2) / AISI 316 (L) (A4), ST-37-42 Mild Steel, Corten A, Pregalvanized steel, Aluminum
 Finish options : Hot Dip Galvanized to EN 1461, Electrogalvanized to TS 149, Electrostatic Paint Coated, Prime coated

75

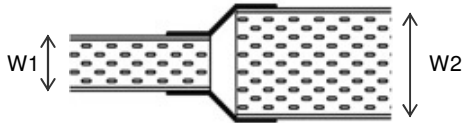
Cable Trays

GE-KT4-R-A75

Straight reducer
 Redüksiyon
 Редукции



| Part No | T | W1 - W2 | A | L | Kg |
|--------------------|-----|-----------|----|-----|------|
| GE-KT4-R-10-20-A75 | 1.5 | 100 - 200 | 75 | 300 | 0,90 |
| GE-KT4-R-10-30-A75 | 1.5 | 100 - 300 | 75 | 340 | 1,20 |
| GE-KT4-R-10-40-A75 | 1.5 | 100 - 400 | 75 | 400 | 1,65 |
| GE-KT4-R-10-50-A75 | 1.5 | 100 - 500 | 75 | 440 | 2,05 |
| GE-KT4-R-10-60-A75 | 1.5 | 100 - 600 | 75 | 490 | 2,55 |
| GE-KT4-R-10-75-A75 | 1.5 | 100 - 750 | 75 | 560 | 3,40 |
| GE-KT4-R-10-90-A75 | 1.5 | 100 - 900 | 75 | 650 | 4,50 |

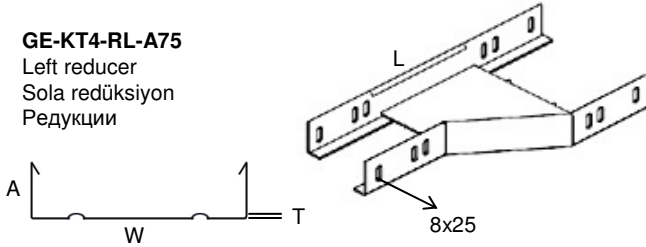


How to order / Kodlama / Как написать при заказе

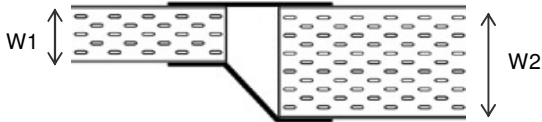
GE-KT4 R 100 200 A75 HDG
 (Series + Product + Width1 + Width2 + Height + Finish)

GE-KT4-RL-A75

Left reducer
 Sola redüksiyon
 Редукции



| Part No | T | W1 - W2 | A | L | Kg |
|---------------------|-----|-----------|----|-----|------|
| GE-KT4-RL-10-20-A75 | 1.5 | 100 - 200 | 75 | 300 | 0,90 |
| GE-KT4-RL-10-30-A75 | 1.5 | 100 - 300 | 75 | 340 | 1,25 |
| GE-KT4-RL-10-40-A75 | 1.5 | 100 - 400 | 75 | 400 | 1,70 |
| GE-KT4-RL-10-50-A75 | 1.5 | 100 - 500 | 75 | 440 | 2,15 |
| GE-KT4-RL-10-60-A75 | 1.5 | 100 - 600 | 75 | 490 | 2,65 |
| GE-KT4-RL-10-75-A75 | 1.5 | 100 - 750 | 75 | 560 | 3,55 |
| GE-KT4-RL-10-90-A75 | 1.5 | 100 - 900 | 75 | 650 | 4,70 |

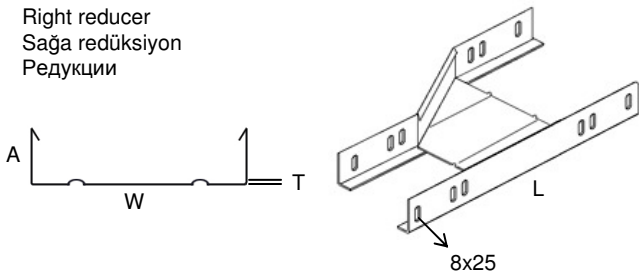


How to order / Kodlama / Как написать при заказе

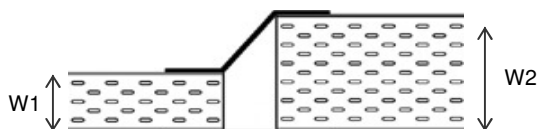
GE-KT4 RL 100 200 A75 HDG
 (Series + Product + Width1 + Width2 + Height + Finish)

GE-KT4-RR-A75

Right reducer
 Sağa redüksiyon
 Редукции



| Part No | T | W1 - W2 | A | L | Kg |
|---------------------|-----|-----------|----|-----|------|
| GE-KT4-RR-10-20-A75 | 1.5 | 100 - 200 | 75 | 300 | 0,90 |
| GE-KT4-RR-10-30-A75 | 1.5 | 100 - 300 | 75 | 340 | 1,25 |
| GE-KT4-RR-10-40-A75 | 1.5 | 100 - 400 | 75 | 400 | 1,70 |
| GE-KT4-RR-10-50-A75 | 1.5 | 100 - 500 | 75 | 440 | 2,15 |
| GE-KT4-RR-10-60-A75 | 1.5 | 100 - 600 | 75 | 490 | 2,65 |
| GE-KT4-RR-10-75-A75 | 1.5 | 100 - 750 | 75 | 560 | 3,55 |
| GE-KT4-RR-10-90-A75 | 1.5 | 100 - 900 | 75 | 650 | 4,70 |



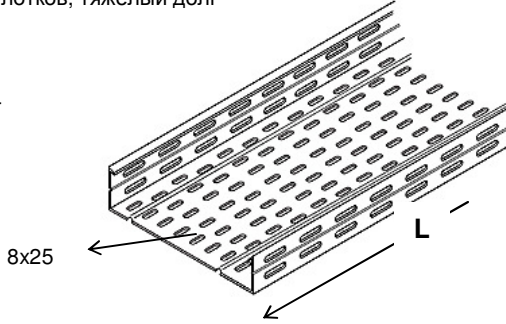
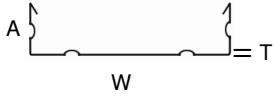
How to order / Kodlama / Как написать при заказе

GE-KT4 RR 100 200 A75 HDG
 (Series + Product + Width1 + Width2 + Height + Finish)

Cable Trays

GE-KT4-A100

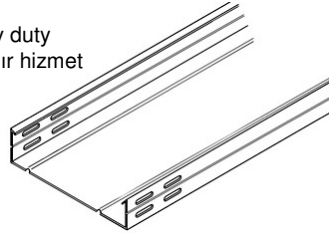
Reinforced type cable trays, heavy duty
Güçlendirilmiş tip kablo kanalları, ağır hizmet tipi
Армированная кабельных лотков, тяжелый долг



| Part No | T | W | A | L | Kg |
|----------------|-----|-----|-----|------|-------|
| GE-KT4-10-A100 | 1 | 100 | 100 | 3000 | 2.56 |
| GE-KT4-12-A100 | 1 | 120 | 100 | 3000 | 2.70 |
| GE-KT4-15-A100 | 1 | 150 | 100 | 3000 | 2.96 |
| GE-KT4-20-A100 | 1 | 200 | 100 | 3000 | 3.36 |
| GE-KT4-22-A100 | 1 | 225 | 100 | 3000 | 3.56 |
| GE-KT4-25-A100 | 1.2 | 250 | 100 | 3000 | 4.50 |
| GE-KT4-30-A100 | 1.2 | 300 | 100 | 3000 | 5.00 |
| GE-KT4-40-A100 | 1.2 | 400 | 100 | 3000 | 5.95 |
| GE-KT4-45-A100 | 1.2 | 450 | 100 | 3000 | 6.45 |
| GE-KT4-50-A100 | 1.5 | 500 | 100 | 3000 | 8.64 |
| GE-KT4-60-A100 | 1.5 | 600 | 100 | 3000 | 9.85 |
| GE-KT4-75-A100 | 1.5 | 750 | 100 | 3000 | 11.64 |
| GE-KT4-90-A100 | 1.5 | 900 | 100 | 3000 | 13.44 |

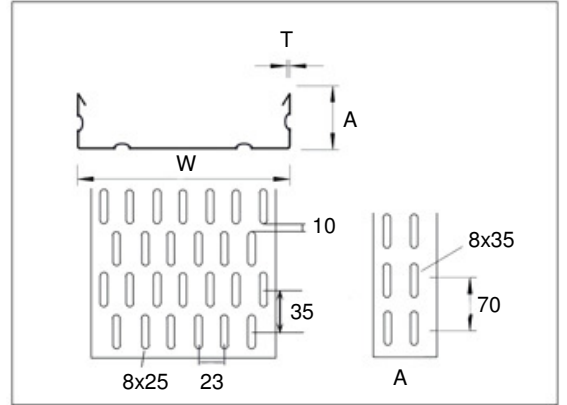
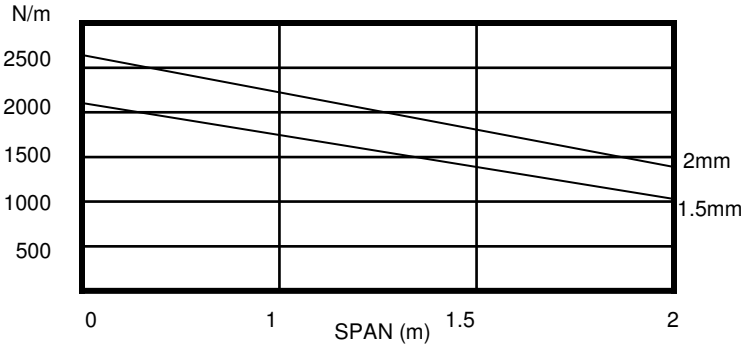
GE-KTN4-A100

Reinforced non perforated cable trays, heavy duty
Güçlendirilmiş tip deliksiz kablo kanalları, ağır hizmet
Армированная, не перфорированных
кабельных лотков, Тяжелый долг



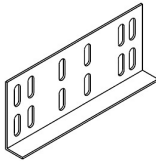
Custom production available upon request.
İsteğe göre diğer ölçülerde üretim yapılır.
Возможно изготовление продукции на заказ.

SS4 SS6 HDG PG EG ESP APB AI



GE-EK-100

Splice plate
Ek parçası
Связующий элемент



GE-LCN

PVC strip
PVC conta
Резиновые прокладки



GE-SPRAY-1

Zinc spray
Çinko sprej
Спрей цинка



GE-KC-2

Fixing set
Kanal civata takımı
Комплект винтового соединения



GE-LCND

PVC strip double
PVC conta, çiftli
Резиновые прокладки



GE- BFEC-4

Flat flexible bar, CuSn
Yassı esnek bara, Cu
Провод



Material options: Stainless steel AISI 304 (L) (A2) / AISI 316 (L) (A4), ST-37-42 Mild Steel, Corten A, Pregalvanized steel, Aluminum
 Finish options : Hot Dip Galvanized to EN 1461, Electrogalvanized to TS 149, Electrostatic Paint Coated, Prime coated

100

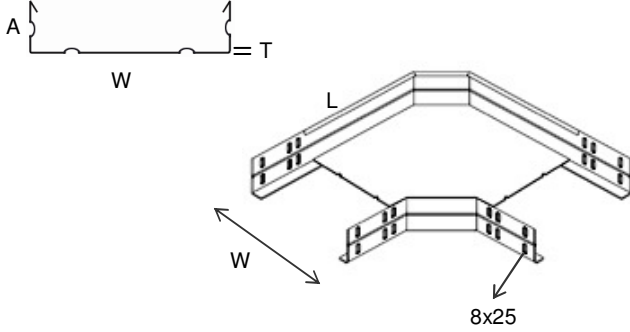
Cable Trays

GE-KT4-D90-A100

90° flat bend

90° dönüş elemanı

Секция угловая горизонтальная 90°



No couplers required for fixing to cable trays.
 Please specify radius when ordering.

Birleştirme için ek parçasına gerek yoktur.
 Siparişte radyusu belirtiniz

Нет арматуры, необходимой для фиксации кабеля в лотки.
 Укажите радиус при заказе.

| Part No | T | W | A | L | Kg |
|--------------------|-----|-----|-----|------|-------|
| GE-KT4-D90-10-A100 | 1 | 100 | 100 | 260 | 1.00 |
| GE-KT4-D90-12-A100 | 1 | 120 | 100 | 280 | 1.10 |
| GE-KT4-D90-15-A100 | 1 | 150 | 100 | 310 | 1.26 |
| GE-KT4-D90-20-A100 | 1 | 200 | 100 | 360 | 1.56 |
| GE-KT4-D90-22-A100 | 1 | 225 | 100 | 385 | 1.75 |
| GE-KT4-D90-25-A100 | 1.2 | 250 | 100 | 410 | 2.30 |
| GE-KT4-D90-30-A100 | 1.2 | 300 | 100 | 470 | 2.75 |
| GE-KT4-D90-40-A100 | 1.2 | 400 | 100 | 570 | 3.80 |
| GE-KT4-D90-45-A100 | 1.2 | 450 | 100 | 610 | 4.40 |
| GE-KT4-D90-50-A100 | 1.5 | 500 | 100 | 660 | 6.38 |
| GE-KT4-D90-60-A100 | 1.5 | 600 | 100 | 760 | 8.24 |
| GE-KT4-D90-75-A100 | 1.5 | 750 | 100 | 910 | 11.55 |
| GE-KT4-D90-90-A100 | 1.5 | 900 | 100 | 1060 | 15.45 |

Flat bends in 90°, 60°, 45°, 30° are available on request.
 90° flat bend is supplied as standard unless the angle is specified when ordering.

90°, 60°, 45°, 30° dönüşler mevcuttur. Başka ölçü belirtilmedikçe standart 90° teslim edilir.

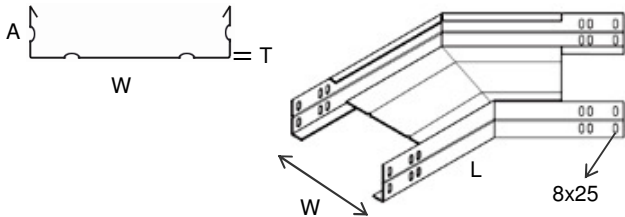
Угловые элементы могут быть изготовлены 90, 60, 45, 30. Стандартный размер 90, кроме случаев оговорённых при заказе.

GE-KT4-D45-A100

45° flat bend

45° dönüş elemanı

Секция угловая горизонтальная 45°



| Part No | T | W | A | L | Kg |
|--------------------|-----|-----|-----|------|-------|
| GE-KT4-D45-10-A100 | 1 | 100 | 100 | 260 | 1.00 |
| GE-KT4-D45-12-A100 | 1 | 120 | 100 | 280 | 1.10 |
| GE-KT4-D45-15-A100 | 1 | 150 | 100 | 310 | 1.26 |
| GE-KT4-D45-20-A100 | 1 | 200 | 100 | 360 | 1.56 |
| GE-KT4-D45-22-A100 | 1 | 225 | 100 | 385 | 1.75 |
| GE-KT4-D45-25-A100 | 1.2 | 250 | 100 | 410 | 2.30 |
| GE-KT4-D45-30-A100 | 1.2 | 300 | 100 | 470 | 2.75 |
| GE-KT4-D45-40-A100 | 1.2 | 400 | 100 | 570 | 3.80 |
| GE-KT4-D45-45-A100 | 1.2 | 450 | 100 | 610 | 4.40 |
| GE-KT4-D45-50-A100 | 1.5 | 500 | 100 | 660 | 6.38 |
| GE-KT4-D45-60-A100 | 1.5 | 600 | 100 | 760 | 8.24 |
| GE-KT4-D45-75-A100 | 1.5 | 750 | 100 | 910 | 11.55 |
| GE-KT4-D45-90-A100 | 1.5 | 900 | 100 | 1060 | 15.45 |

No couplers required for fixing to cable trays.
 Please specify radius when ordering.

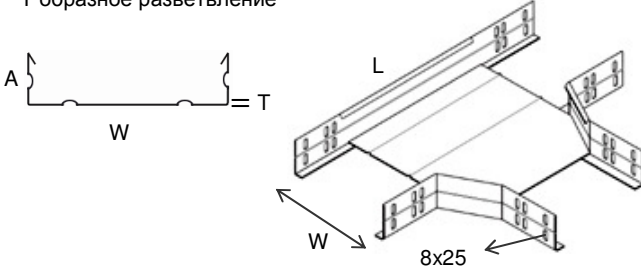
Birleştirme için ek parçasına gerek yoktur.
 Siparişte radyusu belirtiniz

Нет арматуры, необходимой для фиксации кабеля в лотки.
 Укажите радиус при заказе.

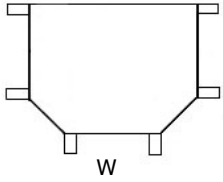
Cable Trays

GE-KT4-T-A100

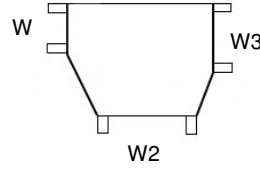
Tee
T elemanı
T образное разветвление



| Part No | T | W | A | L | Kg |
|------------------|-----|-----|-----|------|-------|
| GE-KT4-T-10-A100 | 1 | 100 | 100 | 420 | 1.28 |
| GE-KT4-T-12-A100 | 1 | 120 | 100 | 440 | 1.33 |
| GE-KT4-T-15-A100 | 1 | 150 | 100 | 470 | 1.52 |
| GE-KT4-T-20-A100 | 1 | 200 | 100 | 520 | 1.77 |
| GE-KT4-T-22-A100 | 1 | 225 | 100 | 545 | 1.93 |
| GE-KT4-T-25-A100 | 1.2 | 250 | 100 | 570 | 2.48 |
| GE-KT4-T-30-A100 | 1.2 | 300 | 100 | 620 | 2.90 |
| GE-KT4-T-40-A100 | 1.2 | 400 | 100 | 720 | 3.88 |
| GE-KT4-T-45-A100 | 1.2 | 450 | 100 | 770 | 4.47 |
| GE-KT4-T-50-A100 | 1.5 | 500 | 100 | 820 | 6.37 |
| GE-KT4-T-60-A100 | 1.5 | 600 | 100 | 920 | 8.14 |
| GE-KT4-T-75-A100 | 1.5 | 750 | 100 | 1070 | 11.28 |
| GE-KT4-T-90-A100 | 1.5 | 900 | 100 | 1220 | 15.00 |



Equal Tee
Eşit T elemanı
Равное разветвление



Unequal Tee
Eşit olmayan T elemanı
Неравное разветвление

No couplers required for fixing to cable trays.
Please specify radius when ordering.

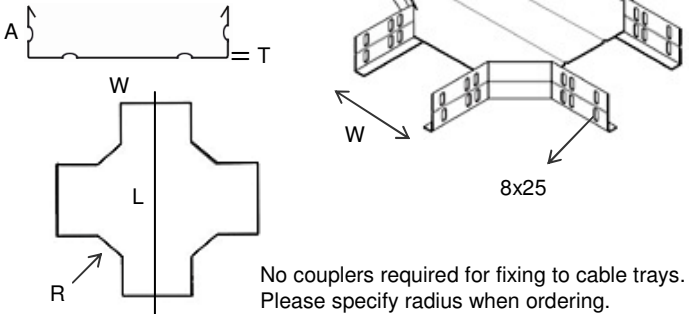
Birleştirme için ek parçasına gerek yoktur.
Siparişte radyusu belirtiniz

Нет арматуры, необходимой для фиксации кабеля в лотки.
Укажите радиус при заказе.

Please specify the widths of unequal tees by drawing.
Eşit olmayan T' lerde W ölçülerini siparişte belirtiniz.
Укажите размеры W неравного T-образного разветвления.

GE-KT4-DB-A100

Crossing
Dörtlü bağlantı elemanı
Секция крестообразная



No couplers required for fixing to cable trays.
Please specify radius when ordering.

Birleştirme için ek parçasına gerek yoktur.
Siparişte radyusu belirtiniz

Нет арматуры, необходимой для фиксации кабеля в лотки.
Укажите радиус при заказе.

| Part No | T | W | A | L | Kg |
|-------------------|-----|-----|-----|------|-------|
| GE-KT4-DB-10-A100 | 1 | 100 | 100 | 420 | 1.56 |
| GE-KT4-DB-12-A100 | 1 | 120 | 100 | 440 | 1.62 |
| GE-KT4-DB-15-A100 | 1 | 150 | 100 | 470 | 1.73 |
| GE-KT4-DB-20-A100 | 1 | 200 | 100 | 520 | 1.96 |
| GE-KT4-DB-22-A100 | 1 | 225 | 100 | 545 | 2.09 |
| GE-KT4-DB-25-A100 | 1.2 | 250 | 100 | 570 | 2.67 |
| GE-KT4-DB-30-A100 | 1.2 | 300 | 100 | 620 | 3.04 |
| GE-KT4-DB-40-A100 | 1.2 | 400 | 100 | 720 | 3.97 |
| GE-KT4-DB-45-A100 | 1.2 | 450 | 100 | 770 | 4.18 |
| GE-KT4-DB-50-A100 | 1.5 | 500 | 100 | 820 | 6.32 |
| GE-KT4-DB-60-A100 | 1.5 | 600 | 100 | 920 | 8.00 |
| GE-KT4-DB-75-A100 | 1.5 | 750 | 100 | 1070 | 11.00 |
| GE-KT4-DB-90-A100 | 1.5 | 900 | 100 | 1220 | 14.56 |

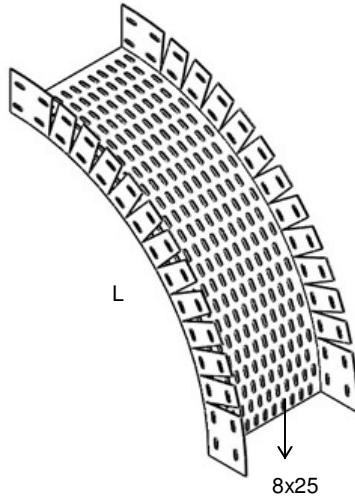
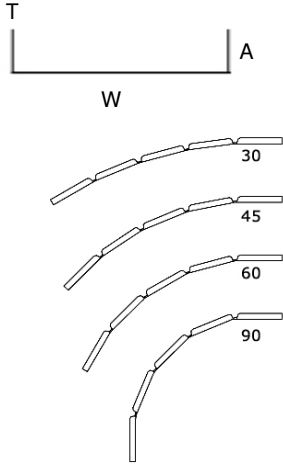
Material options: Stainless steel AISI 304 (L) (A2) / AISI 316 (L) (A4), ST-37-42 Mild Steel, Corten A, Pregalvanized steel, Aluminum
Finish options : Hot Dip Galvanized to EN 1461, Electrogalvanized to TS 149, Electrostatic Paint Coated, Prime coated

Cable Trays

100

GE-KT4-OBF-A100

Flexible outside bend
Modüler dış bükey elemanı
Внешний угловой элемент



| Part No | T | W | A | L | Kg |
|--------------------|-----|-----|-----|------|-------|
| GE-KT4-OBF-10-A100 | 1 | 100 | 100 | 500 | 1.24 |
| GE-KT4-OBF-12-A100 | 1 | 120 | 100 | 500 | 1.32 |
| GE-KT4-OBF-15-A100 | 1 | 150 | 100 | 500 | 1.44 |
| GE-KT4-OBF-20-A100 | 1 | 200 | 100 | 500 | 2.52 |
| GE-KT4-OBF-22-A100 | 1 | 225 | 100 | 500 | 2.67 |
| GE-KT4-OBF-25-A100 | 1.2 | 250 | 100 | 750 | 3.31 |
| GE-KT4-OBF-30-A100 | 1.2 | 300 | 100 | 750 | 3.67 |
| GE-KT4-OBF-40-A100 | 1.2 | 400 | 100 | 750 | 4.39 |
| GE-KT4-OBF-45-A100 | 1.2 | 450 | 100 | 750 | 4.75 |
| GE-KT4-OBF-50-A100 | 1.5 | 500 | 100 | 750 | 6.39 |
| GE-KT4-OBF-60-A100 | 1.5 | 600 | 100 | 1000 | 9.72 |
| GE-KT4-OBF-75-A100 | 1.5 | 750 | 100 | 1000 | 11.52 |
| GE-KT4-OBF-90-A100 | 1.5 | 900 | 100 | 1000 | 13.20 |

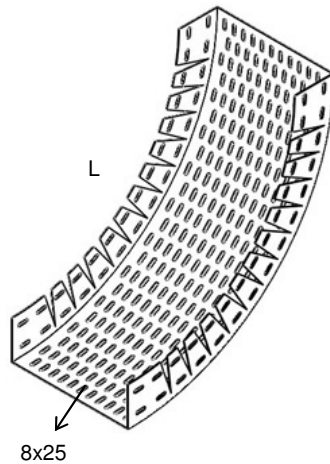
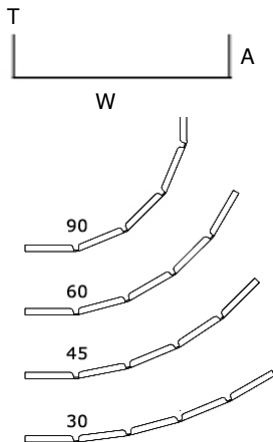
Connection to be made with splice plates.
Please specify radius when ordering.

Birleştirme için GE-EK kullanılır.
Siparişte radyusu belirtiniz

Соединение будет с сращивание пластин.
Укажите радиус при заказе.

GE-KT4-IBF-A100

Flexible inside bend
Modüler iç bükey elemanı
Внутренний угловой элемент



| Part No | T | W | A | L | Kg |
|--------------------|-----|-----|-----|------|-------|
| GE-KT4-IBF-10-A100 | 1 | 100 | 100 | 500 | 1.24 |
| GE-KT4-IBF-12-A100 | 1 | 120 | 100 | 500 | 1.32 |
| GE-KT4-IBF-15-A100 | 1 | 150 | 100 | 500 | 1.44 |
| GE-KT4-IBF-20-A100 | 1 | 200 | 100 | 500 | 2.52 |
| GE-KT4-IBF-22-A100 | 1 | 225 | 100 | 500 | 2.67 |
| GE-KT4-IBF-25-A100 | 1.2 | 250 | 100 | 750 | 3.31 |
| GE-KT4-IBF-30-A100 | 1.2 | 300 | 100 | 750 | 3.67 |
| GE-KT4-IBF-40-A100 | 1.2 | 400 | 100 | 750 | 4.39 |
| GE-KT4-IBF-45-A100 | 1.2 | 450 | 100 | 750 | 4.75 |
| GE-KT4-IBF-50-A100 | 1.5 | 500 | 100 | 750 | 6.39 |
| GE-KT4-IBF-60-A100 | 1.5 | 600 | 100 | 1000 | 9.72 |
| GE-KT4-IBF-75-A100 | 1.5 | 750 | 100 | 1000 | 11.52 |
| GE-KT4-IBF-90-A100 | 1.5 | 900 | 100 | 1000 | 13.20 |

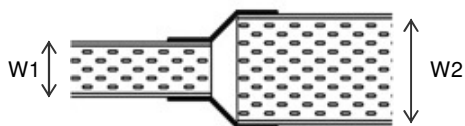
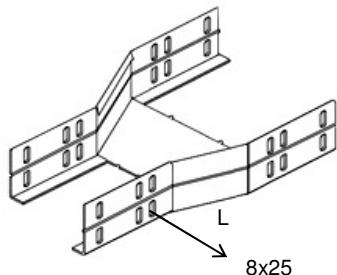
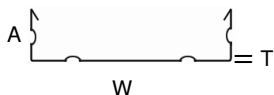
Material options: Stainless steel AISI 304 (L) (A2) / AISI 316 (L) (A4), ST-37-42 Mild Steel, Corten A, Pregalvanized steel, Aluminum
 Finish options : Hot Dip Galvanized to EN 1461, Electrogalvanized to TS 149, Electrostatic Paint Coated, Prime coated

Cable Trays

100

GE-KT4-R-A100

Straight reducer
 Redüksiyon
 Редукции



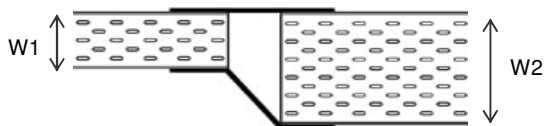
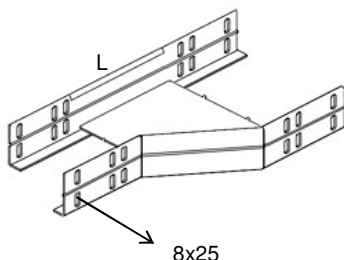
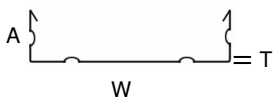
| Part No | T | W1 - W2 | A | L | Kg |
|---------------------|-----|-----------|-----|-----|------|
| GE-KT4-R-10-20-A100 | 1.5 | 100 - 200 | 100 | 300 | 1,10 |
| GE-KT4-R-10-30-A100 | 1.5 | 100 - 300 | 100 | 340 | 1,40 |
| GE-KT4-R-10-40-A100 | 1.5 | 100 - 400 | 100 | 400 | 1,90 |
| GE-KT4-R-10-50-A100 | 1.5 | 100 - 500 | 100 | 440 | 2,35 |
| GE-KT4-R-10-60-A100 | 1.5 | 100 - 600 | 100 | 490 | 2,90 |
| GE-KT4-R-10-75-A100 | 1.5 | 100 - 750 | 100 | 560 | 3,80 |
| GE-KT4-R-10-90-A100 | 1.5 | 100 - 900 | 100 | 650 | 5,00 |

How to order / Kodlama / Как написать при заказе

GE-KT4 R 100 200 A100 HDG
 (Series + Product + Width1 + Width2 + Height + Finish)

GE-KT4-RL-A100

Left reducer
 Sola redüksiyon
 Редукции



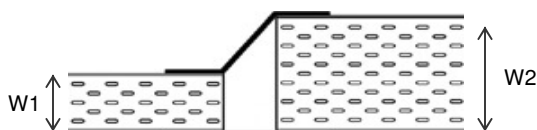
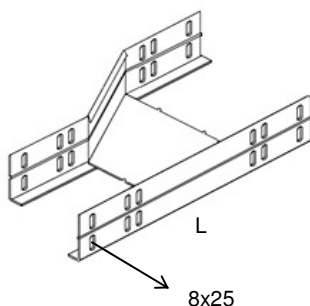
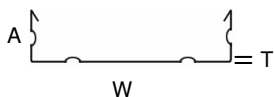
| Part No | T | W1 - W2 | A | L | Kg |
|----------------------|-----|-----------|-----|-----|------|
| GE-KT4-RL-10-20-A100 | 1.5 | 100 - 200 | 100 | 300 | 1,10 |
| GE-KT4-RL-10-30-A100 | 1.5 | 100 - 300 | 100 | 340 | 1,50 |
| GE-KT4-RL-10-40-A100 | 1.5 | 100 - 400 | 100 | 400 | 2,00 |
| GE-KT4-RL-10-50-A100 | 1.5 | 100 - 500 | 100 | 440 | 2,45 |
| GE-KT4-RL-10-60-A100 | 1.5 | 100 - 600 | 100 | 490 | 3,05 |
| GE-KT4-RL-10-75-A100 | 1.5 | 100 - 750 | 100 | 560 | 4,00 |
| GE-KT4-RL-10-90-A100 | 1.5 | 100 - 900 | 100 | 650 | 5,25 |

How to order / Kodlama / Как написать при заказе

GE-KT4 RL 100 200 A100 HDG
 (Series + Product + Width1 + Width2 + Height + Finish)

GE-KT4-RR-A100

Right reducer
 Sağa redüksiyon
 Редукции



| Part No | T | W1 - W2 | A | L | Kg |
|----------------------|-----|-----------|-----|-----|------|
| GE-KT4-RR-10-20-A100 | 1.5 | 100 - 200 | 100 | 300 | 1,10 |
| GE-KT4-RR-10-30-A100 | 1.5 | 100 - 300 | 100 | 340 | 1,50 |
| GE-KT4-RR-10-40-A100 | 1.5 | 100 - 400 | 100 | 400 | 2,00 |
| GE-KT4-RR-10-50-A100 | 1.5 | 100 - 500 | 100 | 440 | 2,45 |
| GE-KT4-RR-10-60-A100 | 1.5 | 100 - 600 | 100 | 490 | 3,05 |
| GE-KT4-RR-10-75-A100 | 1.5 | 100 - 750 | 100 | 560 | 4,00 |
| GE-KT4-RR-10-90-A100 | 1.5 | 100 - 900 | 100 | 650 | 5,25 |

How to order / Kodlama / Как написать при заказе

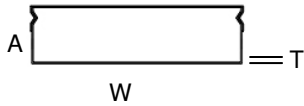
GE-KT4 RR 100 200 A100 HDG
 (Series + Product + Width1 + Width2 + Height + Finish)

Material options: Stainless steel AISI 304 (L) (A2) / AISI 316 (L) (A4), ST-37-42 Mild Steel, Corten A, Pregalvanized steel, Aluminum
 Finish options : Hot Dip Galvanized to EN 1461, Electrogalvanized to TS 149, Electrostatic Paint Coated, Prime coated

Cable Trays

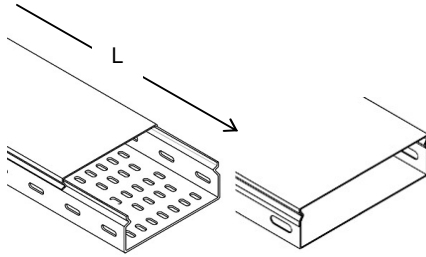
GE-KT5-A50

Cable trays with clamping lid
 Geçmeli tip kablo kanalı
 Кабельные лотки с зажимной крышкой



GE-KTN5-A50

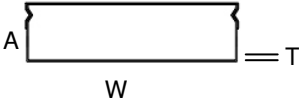
Cable trays with clamping lid, non perforated
 Geçmeli tip deliksiz kablo kanalı
 Кабельные лотки с зажимной крышкой, не перфорированном



| Part No | T | W | A | L | Kg |
|---------------|-----|-----|----|------|-------|
| GE-KT5-10-A50 | 1 | 100 | 50 | 3000 | 3.20 |
| GE-KT5-15-A50 | 1 | 150 | 50 | 3000 | 3.60 |
| GE-KT5-20-A50 | 1.2 | 200 | 50 | 3000 | 5.00 |
| GE-KT5-25-A50 | 1.2 | 250 | 50 | 3000 | 5.86 |
| GE-KT5-30-A50 | 1.2 | 300 | 50 | 3000 | 6.75 |
| GE-KT5-40-A50 | 1.5 | 400 | 50 | 3000 | 10.60 |
| GE-KT5-50-A50 | 1.5 | 500 | 50 | 3000 | 12.90 |
| GE-KT5-60-A50 | 1.5 | 600 | 50 | 3000 | 16.70 |
| GE-KT5-75-A50 | 1.5 | 750 | 50 | 3000 | 20.50 |
| GE-KT5-90-A50 | 1.5 | 900 | 50 | 3000 | 24.25 |

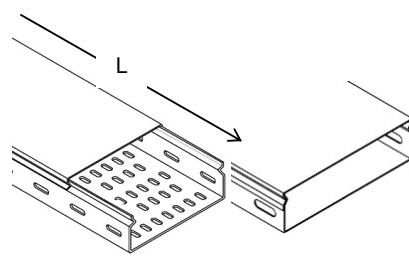
GE-KT5-A75

Cable trays with clamping lid
 Geçmeli tip kablo kanalı
 Кабельные лотки с зажимной крышкой



GE-KTN5-A75

Cable trays with clamping lid, non perforated
 Geçmeli tip deliksiz kablo kanalı
 Кабельные лотки с зажимной крышкой, не перфорированном



| Part No | T | W | A | L | Kg |
|---------------|-----|-----|----|------|-------|
| GE-KT5-10-A75 | 1.2 | 100 | 75 | 3000 | 3.69 |
| GE-KT5-15-A75 | 1.5 | 150 | 75 | 3000 | 5.34 |
| GE-KT5-20-A75 | 1.5 | 200 | 75 | 3000 | 6.45 |
| GE-KT5-25-A75 | 1.5 | 250 | 75 | 3000 | 7.44 |
| GE-KT5-30-A75 | 2 | 300 | 75 | 3000 | 10.32 |
| GE-KT5-40-A75 | 2 | 400 | 75 | 3000 | 13.62 |
| GE-KT5-50-A75 | 2 | 500 | 75 | 3000 | 16.32 |
| GE-KT5-60-A75 | 2 | 600 | 75 | 3000 | 20.52 |
| GE-KT5-75-A75 | 2 | 750 | 75 | 3000 | 24.92 |
| GE-KT5-90-A75 | 2 | 900 | 75 | 3000 | 29.27 |

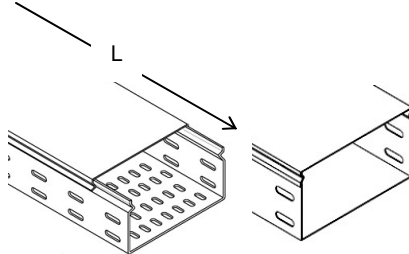
GE-KT5-A100

Cable trays with clamping lid
 Geçmeli tip kablo kanalı
 Кабельные лотки с зажимной крышкой



GE-KTN5-A100

Cable trays with clamping lid, non perforated
 Geçmeli tip deliksiz kablo kanalı
 Кабельные лотки с зажимной крышкой, не перфорированном



| Part No | T | W | A | L | Kg |
|----------------|-----|-----|-----|------|-------|
| GE-KT5-10-A100 | 1.5 | 100 | 100 | 3000 | 4.82 |
| GE-KT5-15-A100 | 1.5 | 150 | 100 | 3000 | 5.82 |
| GE-KT5-20-A100 | 1.5 | 200 | 100 | 3000 | 6.92 |
| GE-KT5-30-A100 | 2 | 300 | 100 | 3000 | 10.96 |
| GE-KT5-40-A100 | 2 | 400 | 100 | 3000 | 14.26 |
| GE-KT5-50-A100 | 2 | 500 | 100 | 3000 | 16.96 |
| GE-KT5-60-A100 | 2 | 600 | 100 | 3000 | 21.16 |
| GE-KT5-75-A100 | 2 | 750 | 100 | 3000 | 25.56 |
| GE-KT5-90-A100 | 2 | 900 | 100 | 3000 | 29.75 |

Custom production available upon request.

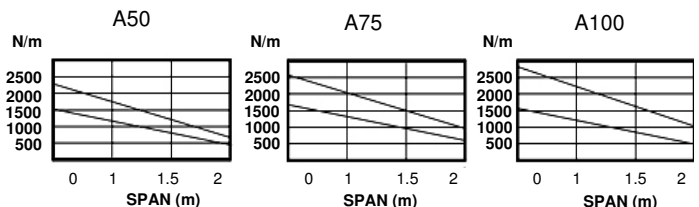
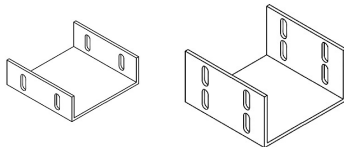
İsteğe göre diğer ölçülerde üretim yapılır.

Возможно изготовление продукции на заказ.

SS4 SS6 HDG PG EG ESB APB AL

GE-KT5-EK

Splice plate
 Ek parçası
 Связующий элемент



| Part No | T | A |
|---------------|---|-----|
| GE-KT5-EK-50 | 2 | 50 |
| GE-KT5-EK-100 | 2 | 100 |

Notes

1 pc GE-EK / cable tray length
 4 pc GE-KC-2 / splice plate

Material options: Stainless steel AISI 304 (L) (A2) / AISI 316 (L) (A4), ST-37-42 Mild Steel, Corten A, Pregalvanized steel, Aluminum
 Finish options : Hot Dip Galvanized to EN 1461, Electrogalvanized to TS 149, Electrostatic Paint Coated, Prime coated

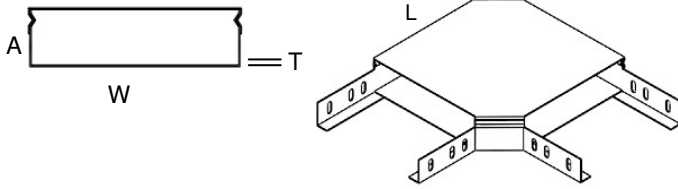
Cable Trays

GE-KT5-D90-A50

90° flat bend

90° dönüş elemanı

Секция угловая горизонтальная 90°



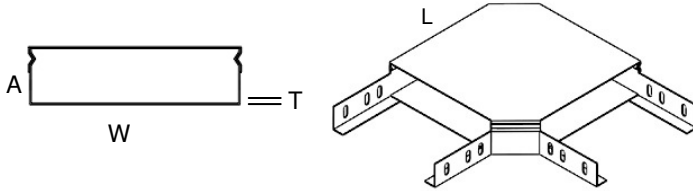
| Part No | T | W | A | L | Kg |
|-------------------|-----|-----|----|------|-------|
| GE-KT5-D90-10-A50 | 1 | 100 | 50 | 260 | 0.97 |
| GE-KT5-D90-15-A50 | 1 | 150 | 50 | 310 | 1.36 |
| GE-KT5-D90-20-A50 | 1.2 | 200 | 50 | 360 | 1.92 |
| GE-KT5-D90-25-A50 | 1.2 | 250 | 50 | 410 | 2.53 |
| GE-KT5-D90-30-A50 | 1.2 | 300 | 50 | 470 | 3.42 |
| GE-KT5-D90-40-A50 | 1.5 | 400 | 50 | 570 | 6.05 |
| GE-KT5-D90-50-A50 | 1.5 | 500 | 50 | 660 | 8.58 |
| GE-KT5-D90-60-A50 | 1.5 | 600 | 50 | 760 | 12.80 |
| GE-KT5-D90-75-A50 | 1.5 | 750 | 50 | 910 | 18.75 |
| GE-KT5-D90-90-A50 | 1.5 | 900 | 50 | 1060 | 25.90 |

GE-KT5-D90-A75

90° flat bend

90° dönüş elemanı

Секция угловая горизонтальная 90°



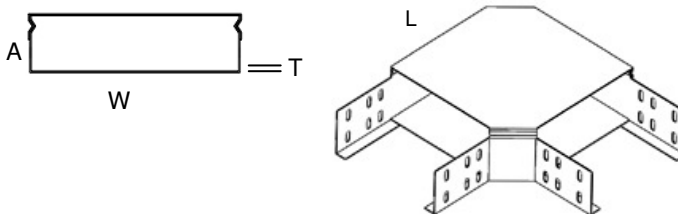
| Part No | T | W | A | L | Kg |
|-------------------|-----|-----|----|------|-------|
| GE-KT5-D90-10-A75 | 1.2 | 100 | 75 | 260 | 1.27 |
| GE-KT5-D90-15-A75 | 1.5 | 150 | 75 | 310 | 2.04 |
| GE-KT5-D90-20-A75 | 1.5 | 200 | 75 | 360 | 2.65 |
| GE-KT5-D90-25-A75 | 1.5 | 250 | 75 | 410 | 3.37 |
| GE-KT5-D90-30-A75 | 2 | 300 | 75 | 470 | 5.25 |
| GE-KT5-D90-40-A75 | 2 | 400 | 75 | 570 | 8.07 |
| GE-KT5-D90-50-A75 | 2 | 500 | 75 | 660 | 11.21 |
| GE-KT5-D90-60-A75 | 2 | 600 | 75 | 760 | 16.07 |
| GE-KT5-D90-75-A75 | 2 | 750 | 75 | 910 | 23.25 |
| GE-KT5-D90-90-A75 | 2 | 900 | 75 | 1060 | 31.83 |

GE-KT5-D90-A100

90° flat bend

90° dönüş elemanı

Секция угловая горизонтальная 90°



| Part No | T | W | A | L | Kg |
|--------------------|-----|-----|-----|------|-------|
| GE-KT5-D90-10-A100 | 1.5 | 100 | 100 | 260 | 1.73 |
| GE-KT5-D90-15-A100 | 1.5 | 150 | 100 | 310 | 2.27 |
| GE-KT5-D90-20-A100 | 1.5 | 200 | 100 | 360 | 2.91 |
| GE-KT5-D90-25-A100 | 1.5 | 250 | 100 | 410 | 4.57 |
| GE-KT5-D90-30-A100 | 2 | 300 | 100 | 470 | 5.64 |
| GE-KT5-D90-40-A100 | 2 | 400 | 100 | 570 | 8.54 |
| GE-KT5-D90-50-A100 | 2 | 500 | 100 | 660 | 11.75 |
| GE-KT5-D90-60-A100 | 2 | 600 | 100 | 760 | 16.68 |
| GE-KT5-D90-75-A100 | 2 | 750 | 100 | 910 | 23.96 |
| GE-KT5-D90-90-A100 | 2 | 900 | 100 | 1060 | 32.60 |

No couplers required for fixing to cable trays.
 Please specify radius when ordering.

Birleştirme için ek parçasına gerek yoktur.
 Siparişte radyusu belirtiniz

Нет арматуры, необходимой для фиксации кабеля в лотки.
 Укажите радиус при заказе.

Flat bends in 90°, 60°, 45°, 30° are available on request.
 90° flat bend is supplied as standard unless the angle is specified when ordering.

90°, 60°, 45°, 30° dönüşler mevcuttur. Başka ölçü belirtilmedikçe standart 90° teslim edilir.

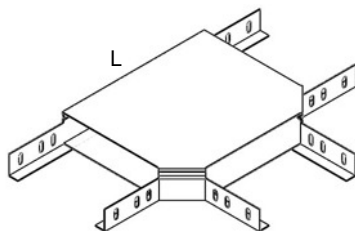

Угловые элементы могут быть изготовлены 90, 60, 45, 30. Стандартный размер 90, кроме случаев оговоренных при заказе.

Material options: Stainless steel AISI 304 (L) (A2) / AISI 316 (L) (A4), ST-37-42 Mild Steel, Corten A, Pregalvanized steel, Aluminum
 Finish options : Hot Dip Galvanized to EN 1461, Electrogalvanized to TS 149, Electrostatic Paint Coated, Prime coated

Cable Trays

GE-KT5-T-A50

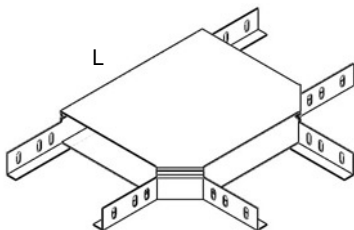
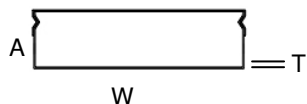
Tee
 T elemanı
 T образное разветвление



| Part No | T | W | A | L | Kg |
|-----------------|-----|-----|----|------|-------|
| GE-KT5-T-10-A50 | 1 | 100 | 50 | 420 | 0.98 |
| GE-KT5-T-15-A50 | 1 | 150 | 50 | 470 | 1.20 |
| GE-KT5-T-20-A50 | 1.2 | 200 | 50 | 520 | 1.54 |
| GE-KT5-T-25-A50 | 1.2 | 250 | 50 | 570 | 1.87 |
| GE-KT5-T-30-A50 | 1.2 | 300 | 50 | 620 | 2.50 |
| GE-KT5-T-40-A50 | 1.5 | 400 | 50 | 720 | 4.00 |
| GE-KT5-T-50-A50 | 1.5 | 500 | 50 | 820 | 5.46 |
| GE-KT5-T-60-A50 | 1.5 | 600 | 50 | 920 | 7.15 |
| GE-KT5-T-75-A50 | 1.5 | 750 | 50 | 1070 | 10.20 |
| GE-KT5-T-90-A50 | 1.5 | 900 | 50 | 1220 | 13.84 |

GE-KT5-T-A75

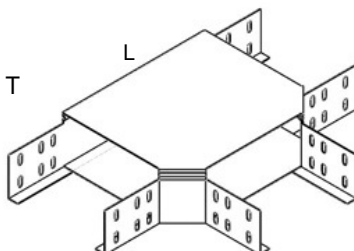
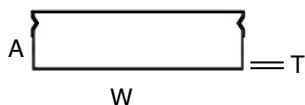
Tee
 T elemanı
 T образное разветвление



| Part No | T | W | A | L | Kg |
|-----------------|-----|-----|----|------|-------|
| GE-KT5-T-10-A75 | 1.2 | 100 | 75 | 420 | 1.60 |
| GE-KT5-T-15-A75 | 1.5 | 150 | 75 | 470 | 2.41 |
| GE-KT5-T-20-A75 | 1.5 | 200 | 75 | 520 | 3.00 |
| GE-KT5-T-25-A75 | 1.5 | 250 | 75 | 570 | 3.70 |
| GE-KT5-T-30-A75 | 2 | 300 | 75 | 620 | 5.63 |
| GE-KT5-T-40-A75 | 2 | 400 | 75 | 720 | 8.30 |
| GE-KT5-T-50-A75 | 2 | 500 | 75 | 820 | 11.40 |
| GE-KT5-T-60-A75 | 2 | 600 | 75 | 920 | 16.24 |
| GE-KT5-T-75-A75 | 2 | 750 | 75 | 1070 | 23.30 |
| GE-KT5-T-90-A75 | 2 | 900 | 75 | 1220 | 31.76 |

GE-KT5-T-A100

Tee
 T elemanı
 T образное разветвление



| Part No | T | W | A | L | Kg |
|------------------|-----|-----|-----|------|-------|
| GE-KT5-T-10-A100 | 1.5 | 100 | 100 | 420 | 2.18 |
| GE-KT5-T-15-A100 | 1.5 | 150 | 100 | 470 | 2.69 |
| GE-KT5-T-20-A100 | 1.5 | 200 | 100 | 520 | 3.29 |
| GE-KT5-T-25-A100 | 1.5 | 250 | 100 | 570 | 4.00 |
| GE-KT5-T-30-A100 | 2 | 300 | 100 | 620 | 6.04 |
| GE-KT5-T-40-A100 | 2 | 400 | 100 | 720 | 8.77 |
| GE-KT5-T-50-A100 | 2 | 500 | 100 | 820 | 11.90 |
| GE-KT5-T-60-A100 | 2 | 600 | 100 | 920 | 16.75 |
| GE-KT5-T-75-A100 | 2 | 750 | 100 | 1070 | 23.87 |
| GE-KT5-T-90-A100 | 2 | 900 | 100 | 1220 | 32.35 |

No couplers required for fixing to cable trays.
 Please specify radius when ordering.

Birleştirme için ek parçasına gerek yoktur.
 Siparişte radyusu belirtiniz

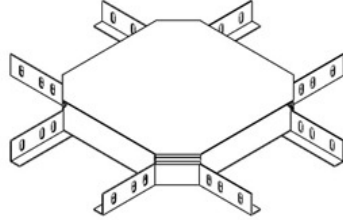
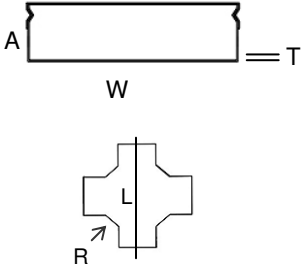
Нет арматуры, необходимой для фиксации кабеля в лотки.
 Укажите радиус при заказе.

Material options: Stainless steel AISI 304 (L) (A2) / AISI 316 (L) (A4), ST-37-42 Mild Steel, Corten A, Pregalvanized steel, Aluminum
 Finish options : Hot Dip Galvanized to EN 1461, Electrogalvanized to TS 149, Electrostatic Paint Coated, Prime coated

Cable Trays

GE-KT5-DB-A50

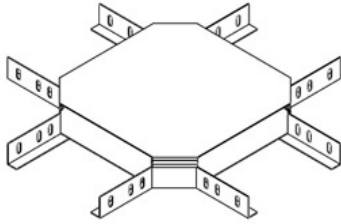
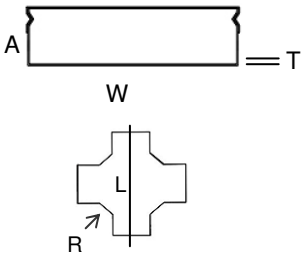
Crossing
 Dörtlü bağlantı elemanı
 Секция крестообразная



| Part No | T | W | A | L | Kg |
|------------------|-----|-----|----|------|-------|
| GE-KT5-DB-10-A50 | 1 | 100 | 50 | 420 | 1.49 |
| GE-KT5-DB-15-A50 | 1 | 150 | 50 | 470 | 1.82 |
| GE-KT5-DB-20-A50 | 1.2 | 200 | 50 | 520 | 2.42 |
| GE-KT5-DB-25-A50 | 1.2 | 250 | 50 | 570 | 3.01 |
| GE-KT5-DB-30-A50 | 1.2 | 300 | 50 | 620 | 3.90 |
| GE-KT5-DB-40-A50 | 1.5 | 400 | 50 | 720 | 6.55 |
| GE-KT5-DB-50-A50 | 1.5 | 500 | 50 | 820 | 9.10 |
| GE-KT5-DB-60-A50 | 1.5 | 600 | 50 | 920 | 13.30 |
| GE-KT5-DB-75-A50 | 1.5 | 750 | 50 | 1070 | 19.30 |
| GE-KT5-DB-90-A50 | 1.5 | 900 | 50 | 1220 | 26.50 |

GE-KT5-DB-A75

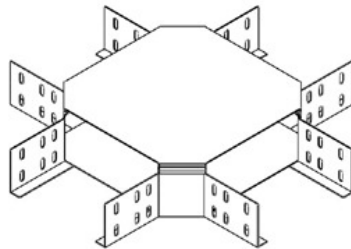
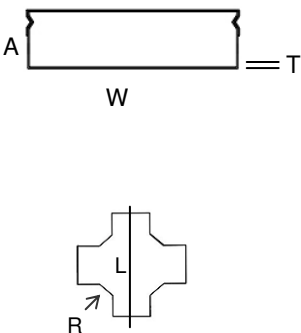
Crossing
 Dörtlü bağlantı elemanı
 Секция крестообразная



| Part No | T | W | A | L | Kg |
|------------------|-----|-----|----|------|-------|
| GE-KT5-DB-10-A75 | 1.2 | 100 | 75 | 420 | 1.91 |
| GE-KT5-DB-15-A75 | 1.5 | 150 | 75 | 470 | 2.75 |
| GE-KT5-DB-20-A75 | 1.5 | 200 | 75 | 520 | 3.33 |
| GE-KT5-DB-25-A75 | 1.5 | 250 | 75 | 570 | 3.99 |
| GE-KT5-DB-30-A75 | 2 | 300 | 75 | 620 | 5.92 |
| GE-KT5-DB-40-A75 | 2 | 400 | 75 | 720 | 8.61 |
| GE-KT5-DB-50-A75 | 2 | 500 | 75 | 820 | 11.60 |
| GE-KT5-DB-60-A75 | 2 | 600 | 75 | 920 | 16.36 |
| GE-KT5-DB-75-A75 | 2 | 750 | 75 | 1070 | 23.36 |
| GE-KT5-DB-90-A75 | 2 | 900 | 75 | 1220 | 31.70 |

GE-KT5-DB-A100

Crossing
 Dörtlü bağlantı elemanı
 Секция крестообразная



| Part No | T | W | A | L | Kg |
|-------------------|-----|-----|-----|------|-------|
| GE-KT5-DB-10-A100 | 1.5 | 100 | 100 | 420 | 2.63 |
| GE-KT5-DB-15-A100 | 1.5 | 150 | 100 | 470 | 3.06 |
| GE-KT5-DB-20-A100 | 1.5 | 200 | 100 | 520 | 3.64 |
| GE-KT5-DB-25-A100 | 1.5 | 250 | 100 | 570 | 4.30 |
| GE-KT5-DB-30-A100 | 2 | 300 | 100 | 620 | 6.33 |
| GE-KT5-DB-40-A100 | 2 | 400 | 100 | 720 | 9.02 |
| GE-KT5-DB-50-A100 | 2 | 500 | 100 | 820 | 12.02 |
| GE-KT5-DB-60-A100 | 2 | 600 | 100 | 920 | 16.77 |
| GE-KT5-DB-75-A100 | 2 | 750 | 100 | 1070 | 23.77 |
| GE-KT5-DB-90-A100 | 2 | 900 | 100 | 1220 | 32.12 |

No couplers required for fixing to cable trays.
 Please specify radius when ordering.

Birleştirme için ek parçasına gerek yoktur.
 Siparişte radyusu belirtiniz

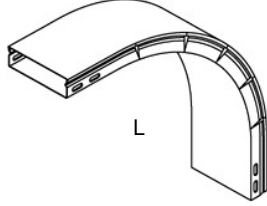
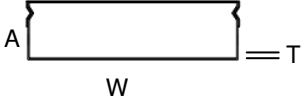
Нет арматуры, необходимой для фиксации кабеля в лотки.
 Укажите радиус при заказе.

Material options: Stainless steel AISI 304 (L) (A2) / AISI 316 (L) (A4), ST-37-42 Mild Steel, Corten A, Pregalvanized steel, Aluminum
Finish options : Hot Dip Galvanized to EN 1461, Electrogalvanized to TS 149, Electrostatic Paint Coated, Prime coated

Cable Trays

GE-KT5-OB-A50

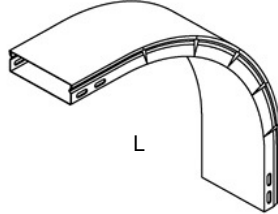
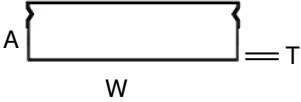
Flexible outside bend
Modüler dış bükey elemanı
Внешний угловой элемент



| Part No | T | W | A | L | Kg |
|------------------|-----|-----|----|------|-------|
| GE-KT5-OB-10-A50 | 1 | 100 | 50 | 500 | 1.58 |
| GE-KT5-OB-15-A50 | 1 | 150 | 50 | 500 | 2.05 |
| GE-KT5-OB-20-A50 | 1.2 | 200 | 50 | 750 | 3.57 |
| GE-KT5-OB-25-A50 | 1.2 | 250 | 50 | 750 | 4.20 |
| GE-KT5-OB-30-A50 | 1.2 | 300 | 50 | 750 | 4.81 |
| GE-KT5-OB-40-A50 | 1.5 | 400 | 50 | 750 | 7.60 |
| GE-KT5-OB-50-A50 | 1.5 | 500 | 50 | 750 | 9.20 |
| GE-KT5-OB-60-A50 | 1.5 | 600 | 50 | 1000 | 13.90 |
| GE-KT5-OB-75-A50 | 1.5 | 750 | 50 | 1000 | 17.05 |
| GE-KT5-OB-90-A50 | 1.5 | 900 | 50 | 1000 | 20.10 |

GE-KT5-OB-A75

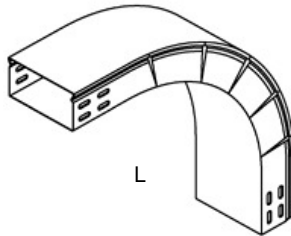
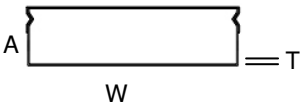
Flexible outside bend
Modüler dış bükey elemanı
Внешний угловой элемент



| Part No | T | W | A | L | Kg |
|------------------|-----|-----|----|------|-------|
| GE-KT5-OB-10-A75 | 1.2 | 100 | 75 | 500 | 2.03 |
| GE-KT5-OB-15-A75 | 1.5 | 150 | 75 | 500 | 2.92 |
| GE-KT5-OB-20-A75 | 1.5 | 200 | 75 | 750 | 4.66 |
| GE-KT5-OB-25-A75 | 1.5 | 250 | 75 | 750 | 5.38 |
| GE-KT5-OB-30-A75 | 2 | 300 | 75 | 750 | 7.49 |
| GE-KT5-OB-40-A75 | 2 | 400 | 75 | 750 | 9.84 |
| GE-KT5-OB-50-A75 | 2 | 500 | 75 | 750 | 11.74 |
| GE-KT5-OB-60-A75 | 2 | 600 | 75 | 1000 | 17.72 |
| GE-KT5-OB-75-A75 | 2 | 750 | 75 | 1000 | 21.47 |
| GE-KT5-OB-90-A75 | 2 | 900 | 75 | 1000 | 25.12 |

GE-KT5-OB-A100

Flexible outside bend
Modüler dış bükey elemanı
Внешний угловой элемент



| Part No | T | W | A | L | Kg |
|-------------------|-----|-----|-----|------|-------|
| GE-KT5-OB-10-A100 | 1.5 | 100 | 100 | 500 | 2.59 |
| GE-KT5-OB-15-A100 | 1.5 | 150 | 100 | 500 | 3.16 |
| GE-KT5-OB-20-A100 | 1.5 | 200 | 100 | 750 | 5.02 |
| GE-KT5-OB-25-A100 | 1.5 | 250 | 100 | 750 | 5.74 |
| GE-KT5-OB-30-A100 | 2 | 300 | 100 | 750 | 7.97 |
| GE-KT5-OB-40-A100 | 2 | 400 | 100 | 750 | 10.32 |
| GE-KT5-OB-50-A100 | 2 | 500 | 100 | 750 | 12.22 |
| GE-KT5-OB-60-A100 | 2 | 600 | 100 | 1000 | 18.36 |
| GE-KT5-OB-75-A100 | 2 | 750 | 100 | 1000 | 22.11 |
| GE-KT5-OB-90-A100 | 2 | 900 | 100 | 1000 | 25.60 |

Connection to be made with splice plates.
Please specify radius when ordering.

Birleştirme için GE-EK kullanılır.
Siparişte radyusu belirtiniz

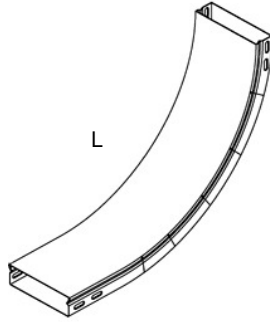
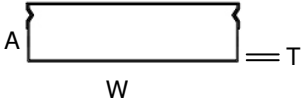
Соединение будет с сращивание пластин.
Укажите радиус при заказе.

Material options: Stainless steel AISI 304 (L) (A2) / AISI 316 (L) (A4), ST-37-42 Mild Steel, Corten A, Pregalvanized steel, Aluminum
 Finish options : Hot Dip Galvanized to EN 1461, Electrogalvanized to TS 149, Electrostatic Paint Coated, Prime coated

Cable Trays

GE-KT5-IB-A50

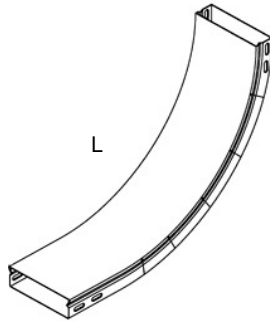
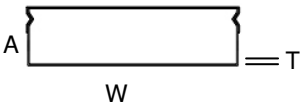
Inside bend
 İç bükey elemanı
 Внутри изгиб



| Part No | T | W | A | L | Kg |
|------------------|-----|-----|----|------|-------|
| GE-KT5-IB-10-A50 | 1 | 100 | 50 | 500 | 1.58 |
| GE-KT5-IB-15-A50 | 1 | 150 | 50 | 500 | 2.05 |
| GE-KT5-IB-20-A50 | 1.2 | 200 | 50 | 750 | 3.57 |
| GE-KT5-IB-25-A50 | 1.2 | 250 | 50 | 750 | 4.20 |
| GE-KT5-IB-30-A50 | 1.2 | 300 | 50 | 750 | 4.81 |
| GE-KT5-IB-40-A50 | 1.5 | 400 | 50 | 750 | 7.60 |
| GE-KT5-IB-50-A50 | 1.5 | 500 | 50 | 750 | 9.20 |
| GE-KT5-IB-60-A50 | 1.5 | 600 | 50 | 1000 | 13.90 |
| GE-KT5-IB-75-A50 | 1.5 | 750 | 50 | 1000 | 17.05 |
| GE-KT5-IB-90-A50 | 1.5 | 900 | 50 | 1000 | 20.10 |

GE-KT5-IB-A75

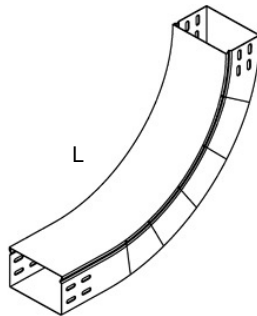
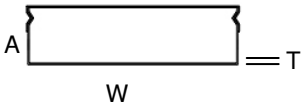
Inside bend
 İç bükey elemanı
 Внутри изгиб



| Part No | T | W | A | L | Kg |
|------------------|-----|-----|----|------|-------|
| GE-KT5-IB-10-A75 | 1.2 | 100 | 75 | 500 | 2.03 |
| GE-KT5-IB-15-A75 | 1.5 | 150 | 75 | 500 | 2.92 |
| GE-KT5-IB-20-A75 | 1.5 | 200 | 75 | 750 | 4.66 |
| GE-KT5-IB-25-A75 | 1.5 | 250 | 75 | 750 | 5.38 |
| GE-KT5-IB-30-A75 | 2 | 300 | 75 | 750 | 7.49 |
| GE-KT5-IB-40-A75 | 2 | 400 | 75 | 750 | 9.84 |
| GE-KT5-IB-50-A75 | 2 | 500 | 75 | 750 | 11.74 |
| GE-KT5-IB-60-A75 | 2 | 600 | 75 | 1000 | 17.72 |
| GE-KT5-IB-75-A75 | 2 | 750 | 75 | 1000 | 21.47 |
| GE-KT5-IB-90-A75 | 2 | 900 | 75 | 1000 | 25.12 |

GE-KT5-IB-A100

Inside bend
 İç bükey elemanı
 Внутри изгиб



| Part No | T | W | A | L | Kg |
|-------------------|-----|-----|-----|------|-------|
| GE-KT5-IB-10-A100 | 1.5 | 100 | 100 | 500 | 2.59 |
| GE-KT5-IB-15-A100 | 1.5 | 150 | 100 | 500 | 3.16 |
| GE-KT5-IB-20-A100 | 1.5 | 200 | 100 | 750 | 5.02 |
| GE-KT5-IB-25-A100 | 1.5 | 250 | 100 | 750 | 5.74 |
| GE-KT5-IB-30-A100 | 2 | 300 | 100 | 750 | 7.97 |
| GE-KT5-IB-40-A100 | 2 | 400 | 100 | 750 | 10.32 |
| GE-KT5-IB-50-A100 | 2 | 500 | 100 | 750 | 12.22 |
| GE-KT5-IB-60-A100 | 2 | 600 | 100 | 1000 | 18.36 |
| GE-KT5-IB-75-A100 | 2 | 750 | 100 | 1000 | 22.11 |
| GE-KT5-IB-90-A100 | 2 | 900 | 100 | 1000 | 25.60 |

Connection to be made with splice plates.
 Please specify radius when ordering.

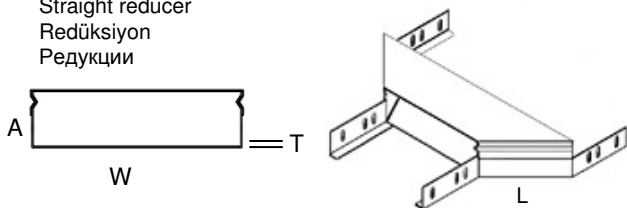
Birleştirme için GE-EK kullanılır.
 Siparişte radyusu belirtiniz

Соединение будет с сращивание пластин.
 Укажите радиус при заказе.

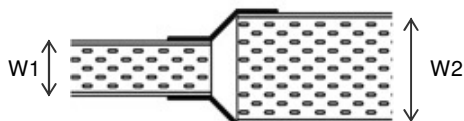
Material options: Stainless steel AISI 304 (L) (A2) / AISI 316 (L) (A4), ST-37-42 Mild Steel, Corten A, Pregalvanized steel, Aluminum
 Finish options : Hot Dip Galvanized to EN 1461, Electrogalvanized to TS 149, Electrostatic Paint Coated, Prime coated

Cable Trays

GE-KT5-R-A50
 Straight reducer
 Redüksiyon
 Редукции



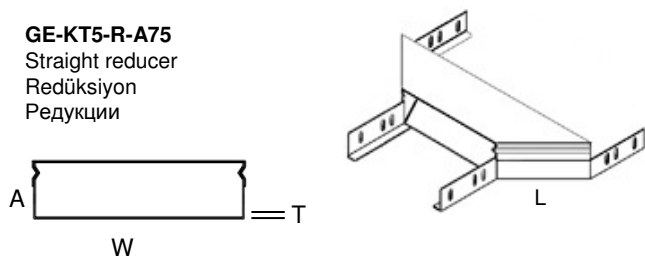
| Part No | T | W1 - W2 | A | L | Kg |
|--------------------|-----|-----------|----|-----|------|
| GE-KT5-R-10-20-A50 | 1.5 | 100 - 200 | 50 | 300 | 0,80 |
| GE-KT5-R-10-30-A50 | 1.5 | 100 - 300 | 50 | 340 | 1,25 |
| GE-KT5-R-10-40-A50 | 1.5 | 100 - 400 | 50 | 400 | 2,00 |
| GE-KT5-R-10-50-A50 | 1.5 | 100 - 500 | 50 | 440 | 2,65 |
| GE-KT5-R-10-60-A50 | 1.5 | 100 - 600 | 50 | 490 | 3,55 |
| GE-KT5-R-10-75-A50 | 1.5 | 100 - 750 | 50 | 560 | 5,00 |
| GE-KT5-R-10-90-A50 | 1.5 | 100 - 900 | 50 | 650 | 7,05 |



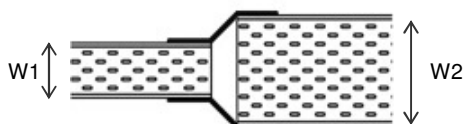
How to order / Kodlama / Как написать при заказе

GE-KT5 R 100 200 A50 HDG
 (Series + Product + Width1 + Width2 + Height + Finish)

GE-KT5-R-A75
 Straight reducer
 Redüksiyon
 Редукции



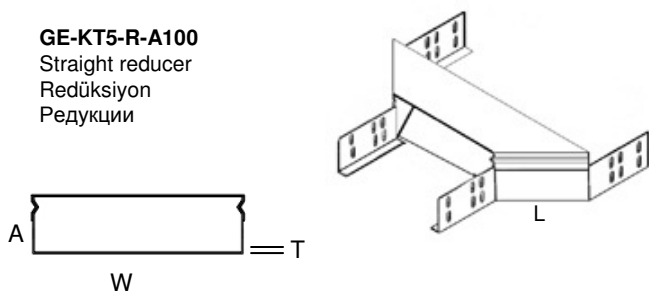
| Part No | T | W1 - W2 | A | L | Kg |
|--------------------|-----|-----------|----|-----|------|
| GE-KT5-R-10-20-A75 | 1.5 | 100 - 200 | 75 | 300 | 0,90 |
| GE-KT5-R-10-30-A75 | 1.5 | 100 - 300 | 75 | 340 | 1,40 |
| GE-KT5-R-10-40-A75 | 1.5 | 100 - 400 | 75 | 400 | 2,15 |
| GE-KT5-R-10-50-A75 | 1.5 | 100 - 500 | 75 | 440 | 2,85 |
| GE-KT5-R-10-60-A75 | 1.5 | 100 - 600 | 75 | 490 | 3,75 |
| GE-KT5-R-10-75-A75 | 1.5 | 100 - 750 | 75 | 560 | 5,30 |
| GE-KT5-R-10-90-A75 | 1.5 | 100 - 900 | 75 | 650 | 7,35 |



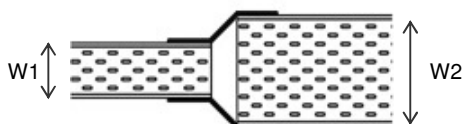
How to order / Kodlama / Как написать при заказе

GE-KT5 R 100 200 A75 HDG
 (Series + Product + Width1 + Width2 + Height + Finish)

GE-KT5-R-A100
 Straight reducer
 Redüksiyon
 Редукции



| Part No | T | W1 - W2 | A | L | Kg |
|---------------------|-----|-----------|-----|-----|------|
| GE-KT5-R-10-20-A100 | 1.5 | 100 - 200 | 100 | 300 | 1,05 |
| GE-KT5-R-10-30-A100 | 1.5 | 100 - 300 | 100 | 340 | 1,55 |
| GE-KT5-R-10-40-A100 | 1.5 | 100 - 400 | 100 | 400 | 2,35 |
| GE-KT5-R-10-50-A100 | 1.5 | 100 - 500 | 100 | 440 | 3,05 |
| GE-KT5-R-10-60-A100 | 1.5 | 100 - 600 | 100 | 490 | 4,00 |
| GE-KT5-R-10-75-A100 | 1.5 | 100 - 750 | 100 | 560 | 5,55 |
| GE-KT5-R-10-90-A100 | 1.5 | 100 - 900 | 100 | 650 | 7,70 |



How to order / Kodlama / Как написать при заказе

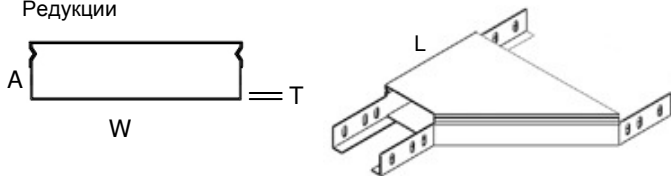
GE-KT5 R 100 200 A100 HDG
 (Series + Product + Width1 + Width2 + Height + Finish)

Material options: Stainless steel AISI 304 (L) (A2) / AISI 316 (L) (A4), ST-37-42 Mild Steel, Corten A, Pregalvanized steel, Aluminum
 Finish options : Hot Dip Galvanized to EN 1461, Electrogalvanized to TS 149, Electrostatic Paint Coated, Prime coated

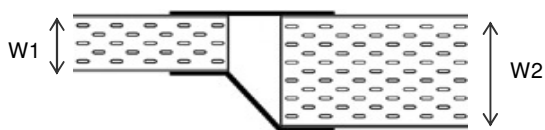
Cable Trays

GE-KT5-RL-A50

Left reducer
 Sola redüksiyon
 Редукции



| Part No | T | W1 - W2 | A | L | Kg |
|---------------------|-----|-----------|----|-----|------|
| GE-KT5-RL-10-20-A50 | 1.5 | 100 - 200 | 50 | 300 | 0,80 |
| GE-KT5-RL-10-30-A50 | 1.5 | 100 - 300 | 50 | 340 | 1,35 |
| GE-KT5-RL-10-40-A50 | 1.5 | 100 - 400 | 50 | 400 | 2,20 |
| GE-KT5-RL-10-50-A50 | 1.5 | 100 - 500 | 50 | 440 | 3,05 |
| GE-KT5-RL-10-60-A50 | 1.5 | 100 - 600 | 50 | 490 | 4,15 |
| GE-KT5-RL-10-75-A50 | 1.5 | 100 - 750 | 50 | 560 | 6,10 |
| GE-KT5-RL-10-90-A50 | 1.5 | 100 - 900 | 50 | 650 | 8,80 |

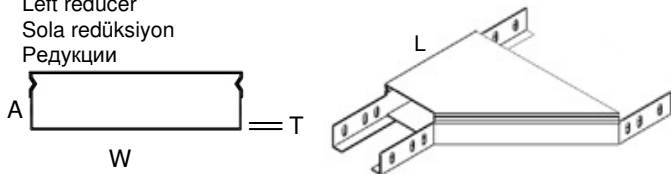


How to order / Kodlama / Как написать при заказе

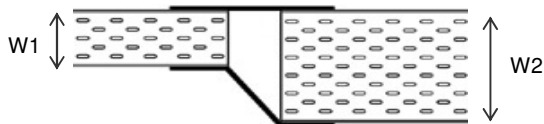
GE-KT5 RL 100 200 A50 HDG
 (Series + Product + Width1 + Width2 + Height + Finish)

GE-KT5-RL-A75

Left reducer
 Sola redüksiyon
 Редукции



| Part No | T | W1 - W2 | A | L | Kg |
|---------------------|-----|-----------|----|-----|------|
| GE-KT5-RL-10-20-A75 | 1.5 | 100 - 200 | 75 | 300 | 0,95 |
| GE-KT5-RL-10-30-A75 | 1.5 | 100 - 300 | 75 | 340 | 1,45 |
| GE-KT5-RL-10-40-A75 | 1.5 | 100 - 400 | 75 | 400 | 2,35 |
| GE-KT5-RL-10-50-A75 | 1.5 | 100 - 500 | 75 | 440 | 3,25 |
| GE-KT5-RL-10-60-A75 | 1.5 | 100 - 600 | 75 | 490 | 4,40 |
| GE-KT5-RL-10-75-A75 | 1.5 | 100 - 750 | 75 | 560 | 6,35 |
| GE-KT5-RL-10-90-A75 | 1.5 | 100 - 900 | 75 | 650 | 9,10 |

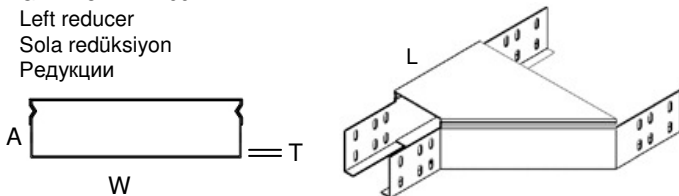


How to order / Kodlama / Как написать при заказе

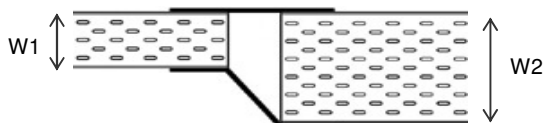
GE-KT5 RL 100 200 A75 HDG
 (Series + Product + Width1 + Width2 + Height + Finish)

GE-KT5-RL-A100

Left reducer
 Sola redüksiyon
 Редукции



| Part No | T | W1 - W2 | A | L | Kg |
|----------------------|-----|-----------|-----|-----|------|
| GE-KT5-RL-10-20-A100 | 1.5 | 100 - 200 | 100 | 300 | 1,05 |
| GE-KT5-RL-10-30-A100 | 1.5 | 100 - 300 | 100 | 340 | 1,60 |
| GE-KT5-RL-10-40-A100 | 1.5 | 100 - 400 | 100 | 400 | 2,55 |
| GE-KT5-RL-10-50-A100 | 1.5 | 100 - 500 | 100 | 440 | 3,40 |
| GE-KT5-RL-10-60-A100 | 1.5 | 100 - 600 | 100 | 490 | 4,60 |
| GE-KT5-RL-10-75-A100 | 1.5 | 100 - 750 | 100 | 560 | 6,60 |
| GE-KT5-RL-10-90-A100 | 1.5 | 100 - 900 | 100 | 650 | 9,40 |



How to order / Kodlama / Как написать при заказе

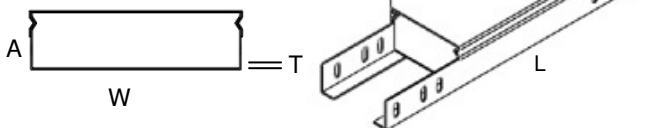
GE-KT5 RL 100 200 A100 HDG
 (Series + Product + Width1 + Width2 + Height + Finish)

Material options: Stainless steel AISI 304 (L) (A2) / AISI 316 (L) (A4), ST-37-42 Mild Steel, Corten A, Pregalvanized steel, Aluminum
 Finish options : Hot Dip Galvanized to EN 1461, Electrogalvanized to TS 149, Electrostatic Paint Coated, Prime coated

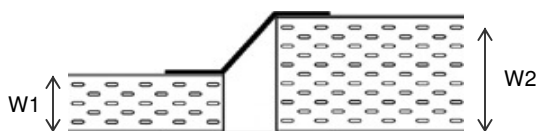
Cable Trays

GE-KT5-RR-A50

Right reducer
 Sağa redüksiyon
 Редукции



| Part No | T | W1 - W2 | A | L | Kg |
|---------------------|-----|-----------|----|-----|------|
| GE-KT5-RR-10-20-A50 | 1.5 | 100 - 200 | 50 | 300 | 0,80 |
| GE-KT5-RR-10-30-A50 | 1.5 | 100 - 300 | 50 | 340 | 1,35 |
| GE-KT5-RR-10-40-A50 | 1.5 | 100 - 400 | 50 | 400 | 2,20 |
| GE-KT5-RR-10-50-A50 | 1.5 | 100 - 500 | 50 | 440 | 3,05 |
| GE-KT5-RR-10-60-A50 | 1.5 | 100 - 600 | 50 | 490 | 4,15 |
| GE-KT5-RR-10-75-A50 | 1.5 | 100 - 750 | 50 | 560 | 6,10 |
| GE-KT5-RR-10-90-A50 | 1.5 | 100 - 900 | 50 | 650 | 8,80 |

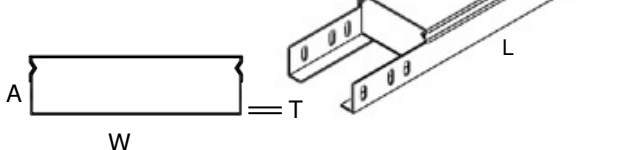


How to order / Kodlama / Как написать при заказе

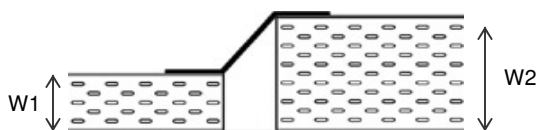
GE-KT5 RR 100 200 A50 HDG
 (Series + Product + Width1 + Width2 + Height + Finish)

GE-KT5-RR-A75

Right reducer
 Sağa redüksiyon
 Редукции



| Part No | T | W1 - W2 | A | L | Kg |
|---------------------|-----|-----------|----|-----|------|
| GE-KT5-RR-10-20-A75 | 1.5 | 100 - 200 | 75 | 300 | 0,95 |
| GE-KT5-RR-10-30-A75 | 1.5 | 100 - 300 | 75 | 340 | 1,45 |
| GE-KT5-RR-10-40-A75 | 1.5 | 100 - 400 | 75 | 400 | 2,35 |
| GE-KT5-RR-10-50-A75 | 1.5 | 100 - 500 | 75 | 440 | 3,25 |
| GE-KT5-RR-10-60-A75 | 1.5 | 100 - 600 | 75 | 490 | 4,40 |
| GE-KT5-RR-10-75-A75 | 1.5 | 100 - 750 | 75 | 560 | 6,35 |
| GE-KT5-RR-10-90-A75 | 1.5 | 100 - 900 | 75 | 650 | 9,10 |

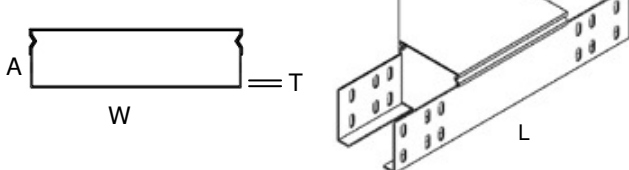


How to order / Kodlama / Как написать при заказе

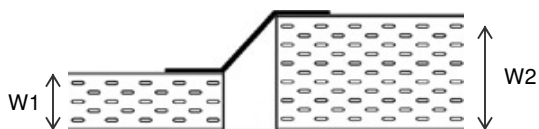
GE-KT5 RR 100 200 A75 HDG
 (Series + Product + Width1 + Width2 + Height + Finish)

GE-KT5-RR-A100

Right reducer
 Sağa redüksiyon
 Редукции



| Part No | T | W1 - W2 | A | L | Kg |
|----------------------|-----|-----------|-----|-----|------|
| GE-KT5-RR-10-20-A100 | 1.5 | 100 - 200 | 100 | 300 | 1,05 |
| GE-KT5-RR-10-30-A100 | 1.5 | 100 - 300 | 100 | 340 | 1,60 |
| GE-KT5-RR-10-40-A100 | 1.5 | 100 - 400 | 100 | 400 | 2,55 |
| GE-KT5-RR-10-50-A100 | 1.5 | 100 - 500 | 100 | 440 | 3,40 |
| GE-KT5-RR-10-60-A100 | 1.5 | 100 - 600 | 100 | 490 | 4,60 |
| GE-KT5-RR-10-75-A100 | 1.5 | 100 - 750 | 100 | 560 | 6,60 |
| GE-KT5-RR-10-90-A100 | 1.5 | 100 - 900 | 100 | 650 | 9,40 |



How to order / Kodlama / Как написать при заказе

GE-KT5 RR 100 200 A100 HDG
 (Series + Product + Width1 + Width2 + Height + Finish)

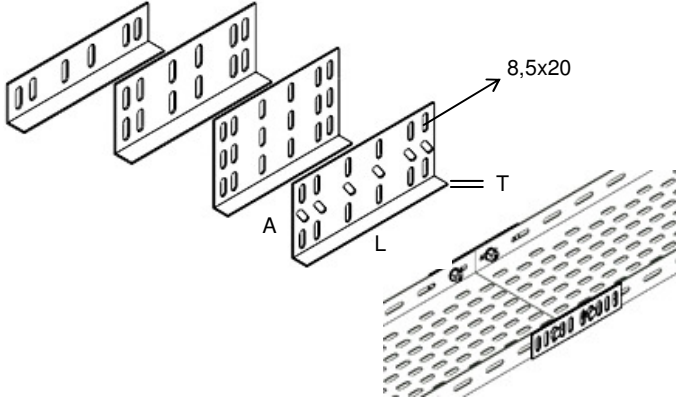
Material options: Stainless steel AISI 304 (L) (A2) / AISI 316 (L) (A4), ST-37-42 Mild Steel, Corten A, Pregalvanized steel, Aluminum
 Finish options : Hot Dip Galvanized to EN 1461, Electrogalvanized to TS 149, Electrostatic Paint Coated, Prime coated

GE-EK

Splice plate

Ek parçası

Связующий элемент



| Part No | T | A | L | Kg |
|-----------|-----|-----|-----|------|
| GE-EK-25 | 1 | 25 | 230 | 0.10 |
| GE-EK-40 | 1.5 | 40 | 230 | 0.18 |
| GE-EK-50 | 1.5 | 50 | 230 | 0.20 |
| GE-EK-60 | 1.5 | 60 | 230 | 0.23 |
| GE-EK-75 | 1.5 | 75 | 230 | 0.30 |
| GE-EK-100 | 2 | 100 | 230 | 0.48 |
| GE-EK-125 | 2 | 125 | 230 | 0.55 |
| GE-EK-150 | 2 | 150 | 230 | 0.65 |

Splice plates are used to make proper connections between cable ladders and cable trays. Use with GE-KC-2

Kablo kanallarını /merdivenlerini birbirine bağlamak için GE-KC-2 civata takımı ile kullanılır.

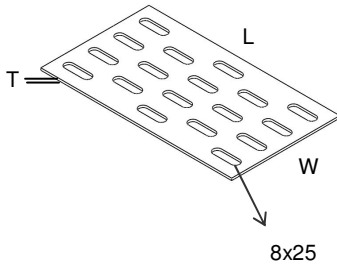
Сращивание плит используются для внесения соответствующих связей между кабель и кабельные лестницы лотков. Используйте с GE-KC-2

GE-FEK

Fish plate

Taban ek parçası

Связующий элемент



Fish plates are used to connect cable trays fixed on the bottom side which increases the safe working load of the cable trays when excessive loads are applied,

Taban ek parçası ekstra ağır yük uygulamalarında SWL'yi yükseltir.

Рыбные плиты используются для подключения кабельных лотков зафиксирована на нижней стороне, которая увеличивает безопасную рабочую нагрузку на кабельных лотков при чрезмерных нагрузок применяются.

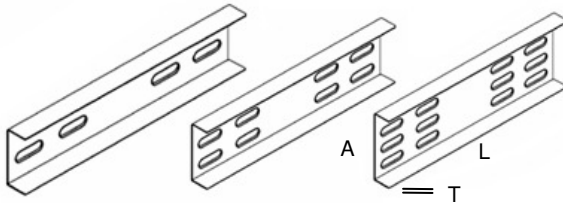
| Part No | T | W | L | Kg |
|-----------|-----|-----|-----|------|
| GE-FEK-5 | 2 | 50 | 250 | 0.20 |
| GE-FEK-7 | 2 | 70 | 250 | 0.28 |
| GE-FEK-10 | 2 | 100 | 250 | 0.40 |
| GE-FEK-12 | 2 | 120 | 250 | 0.48 |
| GE-FEK-15 | 2 | 150 | 250 | 0.60 |
| GE-FEK-20 | 2 | 200 | 250 | 0.80 |
| GE-FEK-22 | 2 | 220 | 250 | 0.88 |
| GE-FEK-25 | 2 | 250 | 250 | 1.00 |
| GE-FEK-30 | 2.5 | 300 | 250 | 1.50 |
| GE-FEK-40 | 3 | 400 | 250 | 2.40 |
| GE-FEK-45 | 3 | 450 | 250 | 2.70 |
| GE-FEK-50 | 3 | 500 | 250 | 3.00 |
| GE-FEK-60 | 3 | 600 | 250 | 3.60 |
| GE-FEK-75 | 3 | 750 | 250 | 4.50 |
| GE-FEK-90 | 3 | 900 | 250 | 5.40 |

GE-EXP

Expansion plate

Mesafeli ek parçası

Регуляторы уровня



Expansion joints compensate for thermal expansion or contraction on cable raceways.

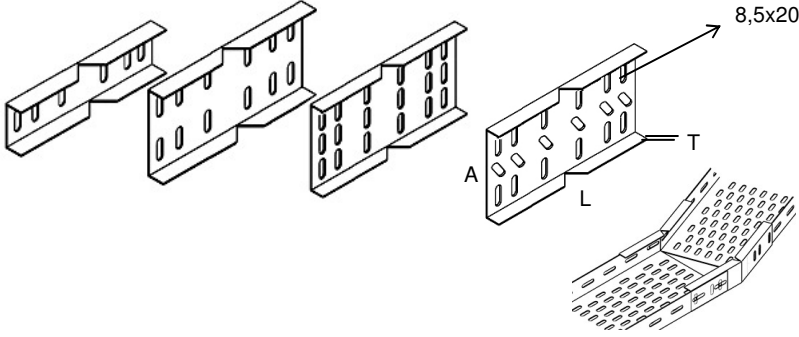
Isı değişimleri sonucunda çeliğin boyunda meydana gelen +/- değişiklikleri kompanse etmek için kullanılır.

Стыков компенсировать тепловое расширение или сжатие по кабельному лотков.

| Part No | T | A | L | Kg |
|------------|-----|-----|-----|------|
| GE-EXP-25 | 1.5 | 25 | 250 | 0.22 |
| GE-EXP-40 | 1.5 | 40 | 250 | 0.27 |
| GE-EXP-50 | 1.5 | 50 | 250 | 0.30 |
| GE-EXP-60 | 1.5 | 60 | 250 | 0.33 |
| GE-EXP-70 | 2 | 70 | 250 | 0.50 |
| GE-EXP-80 | 2 | 80 | 250 | 0.53 |
| GE-EXP-100 | 2 | 100 | 250 | 0.62 |
| GE-EXP-125 | 2 | 125 | 250 | 0.73 |
| GE-EXP-150 | 2 | 150 | 250 | 0.85 |

GE-YDE

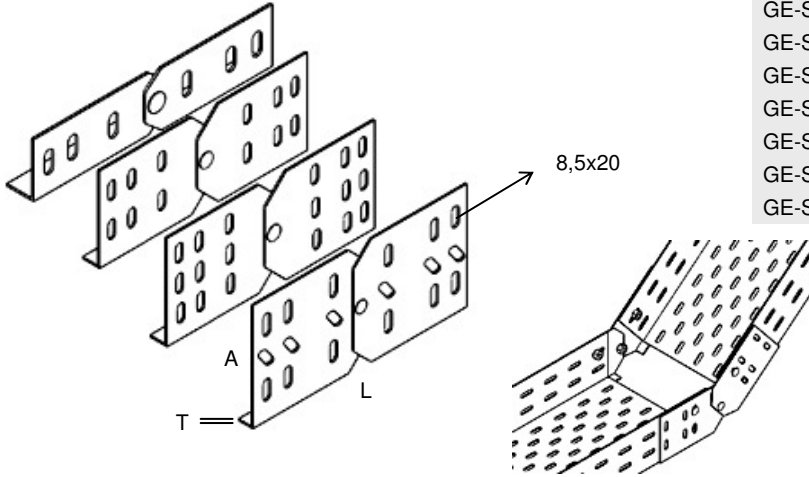
Horizontal adjustable connector
 Yön değiştirme elemanı
 Связующий элемент



| Part No | T | A | L | Kg |
|------------|-----|-----|-----|------|
| GE-YDE-25 | 1 | 25 | 240 | 0.13 |
| GE-YDE-40 | 1.5 | 40 | 240 | 0.22 |
| GE-YDE-50 | 1.5 | 50 | 240 | 0.25 |
| GE-YDE-60 | 1.5 | 60 | 240 | 0.28 |
| GE-YDE-70 | 1.5 | 70 | 240 | 0.31 |
| GE-YDE-80 | 1.5 | 80 | 240 | 0.34 |
| GE-YDE-100 | 2 | 100 | 240 | 0.52 |
| GE-YDE-125 | 2 | 125 | 240 | 0.62 |
| GE-YDE-150 | 2 | 150 | 240 | 0.71 |

GE-SDE

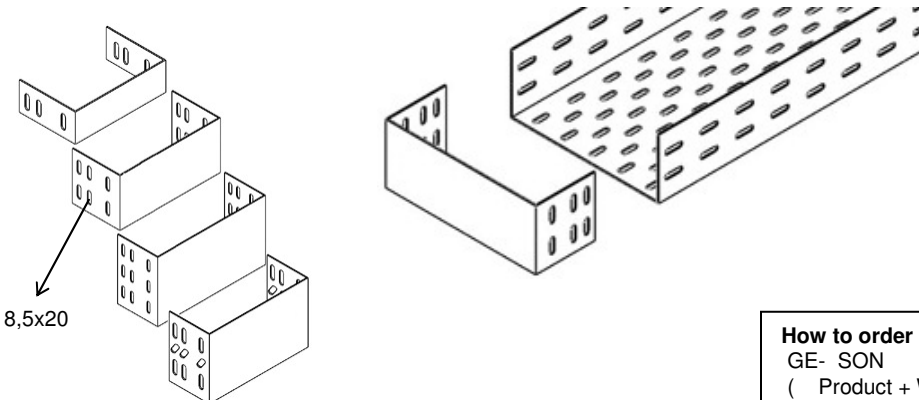
Hinge connector
 Seviye değiştirme elemanı
 Регуляторы уровня



| Part No | T | A | L | Kg |
|------------|-----|-----|-----|------|
| GE-SDE-25 | 1 | 25 | 300 | 0.13 |
| GE-SDE-40 | 1.5 | 40 | 300 | 0.25 |
| GE-SDE-50 | 1.5 | 50 | 300 | 0.29 |
| GE-SDE-60 | 1.5 | 60 | 300 | 0.33 |
| GE-SDE-70 | 1.5 | 70 | 300 | 0.38 |
| GE-SDE-80 | 1.5 | 80 | 300 | 0.43 |
| GE-SDE-100 | 2 | 100 | 300 | 0.68 |
| GE-SDE-125 | 2 | 125 | 300 | 0.80 |
| GE-SDE-150 | 2 | 150 | 300 | 0.95 |

GE-SON

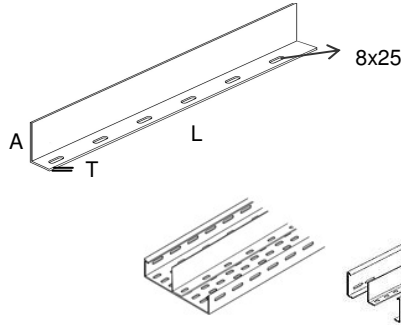
End plate
 Sonlandırma elemanı
 Единица конца



How to order / Kodlama / Как написать при заказе
 GE- SON 25 A100 HDG
 (Product + Width1 + Height + Finish)

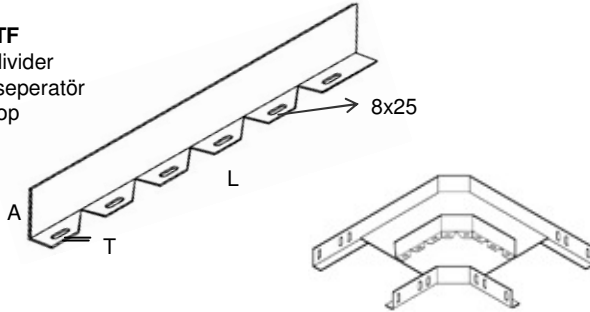
Material options: Stainless steel AISI 304 (L) (A2) / AISI 316 (L) (A4), ST-37-42 Mild Steel, Corten A, Pregalvanized steel, Aluminum
 Finish options : Hot Dip Galvanized to EN 1461, Electrogalvanized to TS 149, Electrostatic Paint Coated, Prime coated

GE-SPRT
 Divider
 Separatör
 Cенаратоп



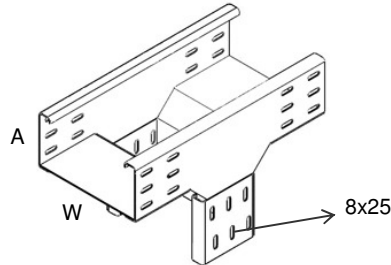
| Part No | T | A | L | Kg/m |
|-------------|-----|-----|-----|------|
| GE-SPRT-25 | 1 | 25 | 240 | 0.40 |
| GE-SPRT-40 | 1.5 | 40 | 240 | 0.78 |
| GE-SPRT-50 | 1.5 | 50 | 240 | 0.90 |
| GE-SPRT-60 | 1.5 | 60 | 240 | 1.00 |
| GE-SPRT-70 | 1.5 | 70 | 240 | 1.15 |
| GE-SPRT-80 | 1.5 | 80 | 240 | 1.26 |
| GE-SPRT-100 | 2 | 100 | 240 | 2.00 |
| GE-SPRT-125 | 2 | 125 | 240 | 2.40 |
| GE-SPRT-150 | 2 | 150 | 240 | 2.80 |

GE-SPRTF
 Flexible divider
 Modüler seperatör
 Cенаратоп



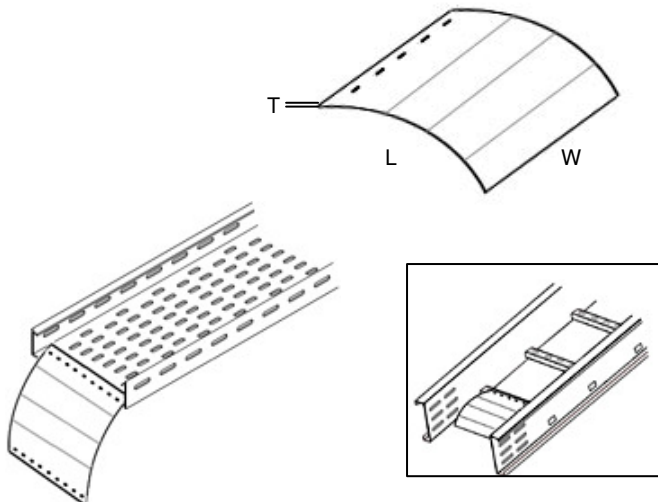
| Part No | T | A | L | Kg/m |
|--------------|-----|-----|-----|------|
| GE-SPRTF-25 | 1 | 25 | 240 | 0.35 |
| GE-SPRTF-40 | 1.5 | 40 | 240 | 0.75 |
| GE-SPRTF-50 | 1.5 | 50 | 240 | 0.85 |
| GE-SPRTF-60 | 1.5 | 60 | 240 | 0.95 |
| GE-SPRTF-70 | 1.5 | 70 | 240 | 1.10 |
| GE-SPRTF-80 | 1.5 | 80 | 240 | 1.20 |
| GE-SPRTF-100 | 2 | 100 | 240 | 1.95 |
| GE-SPRTF-125 | 2 | 125 | 240 | 2.35 |
| GE-SPRTF-150 | 2 | 150 | 240 | 2.75 |

GE-DIE
 Vertical tee
 Dikey iniş elemanı
 Вертикальный разъем



| Part No | T | W | A | L |
|-----------|------|-----|-------|-----|
| GE-DIE-10 | 1,00 | 100 | A+120 | 350 |
| GE-DIE-16 | 1,20 | 160 | A+120 | 400 |
| GE-DIE-20 | 1,50 | 200 | A+120 | 450 |
| GE-DIE-26 | 1,50 | 260 | A+120 | 500 |
| GE-DIE-30 | 1,50 | 300 | A+120 | 550 |
| GE-DIE-40 | 2,00 | 400 | A+200 | 650 |
| GE-DIE-50 | 2,00 | 500 | A+200 | 750 |
| GE-DIE-60 | 2,00 | 600 | A+200 | 850 |

GE-DRP
 Drop-out plate
 Kablo çıkış elemanı
 Кабель выбыть



| Part No | T | W | L | Kg |
|-----------|-----|-----|-----|------|
| GE-DRP-10 | 1.5 | 100 | 500 | 0.66 |
| GE-DRP-15 | 1.5 | 150 | 500 | 0.99 |
| GE-DRP-20 | 1.5 | 200 | 500 | 1.30 |
| GE-DRP-25 | 1.5 | 250 | 500 | 1.65 |
| GE-DRP-30 | 1.5 | 300 | 500 | 2.00 |
| GE-DRP-40 | 1.5 | 400 | 500 | 2.70 |
| GE-DRP-45 | 1.5 | 450 | 700 | 4.20 |
| GE-DRP-60 | 1.5 | 600 | 700 | 6.00 |
| GE-DRP-75 | 1.5 | 750 | 700 | 6.90 |
| GE-DRP-90 | 1.5 | 900 | 700 | 8.40 |

Drop out plates provide a simple and smooth way for the cables to enter and leave the cable tray. Drop out plates are available for all cable tray widths.

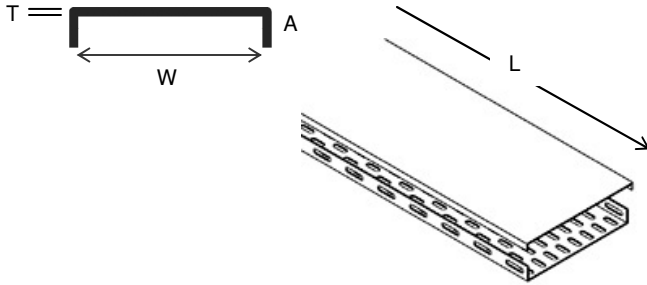
Kabloların kanal üzerinden rahat çıkışını sağlar. Tüm merdiven ölçülerinde mevcuttur.

GE-DRP плит обеспечивает простой и гладкий путь для кабеля въезда и выезда из кабельных лотков. GE-DRP доступна для любой ширины кабельных лотков.

Material options: Stainless steel AISI 304 (L) (A2) / AISI 316 (L) (A4), ST-37-42 Mild Steel, Corten A, Pregalvanized steel, Aluminum
 Finish options : Hot Dip Galvanized to EN 1461, Electrogalvanized to TS 149, Electrostatic Paint Coated, Prime coated

GE-KTK1

Solid cover for cable tray/ ladder
 Standart kablo kanalı/merdiveni kapağı
 Крышка стандартная для кабельных
 Лестничных лотков

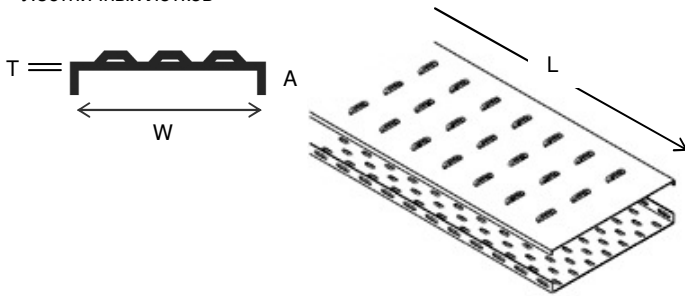


| Part No | T | W | A | L | Kg/m |
|------------|-----|-----|----|------|-------|
| GE-KTK1-10 | 1 | 100 | 12 | 3000 | 1.10 |
| GE-KTK1-15 | 1 | 150 | 12 | 3000 | 1.50 |
| GE-KTK1-20 | 1 | 200 | 12 | 3000 | 2.00 |
| GE-KTK1-25 | 1 | 250 | 12 | 3000 | 2.40 |
| GE-KTK1-30 | 1 | 300 | 12 | 3000 | 2.80 |
| GE-KTK1-40 | 1.2 | 400 | 12 | 3000 | 4.50 |
| GE-KTK1-45 | 1.2 | 450 | 12 | 3000 | 5.00 |
| GE-KTK1-50 | 1.2 | 500 | 12 | 3000 | 5.60 |
| GE-KTK1-60 | 1.5 | 600 | 12 | 3000 | 8.20 |
| GE-KTK1-75 | 1.5 | 750 | 12 | 3000 | 10.20 |
| GE-KTK1-90 | 1.5 | 900 | 12 | 3000 | 12.15 |

Custom production available upon request.
 İsteğe göre diğer ölçülerde üretim yapılır.
 Возможно изготовление продукции на заказ.

GE-KTK2

Louvered cover for cable tray/ ladder
 Pencereli kablo kanalı/merdiveni kapağı
 Крышка с отверстиями для кабельных
 Лестничных лотков

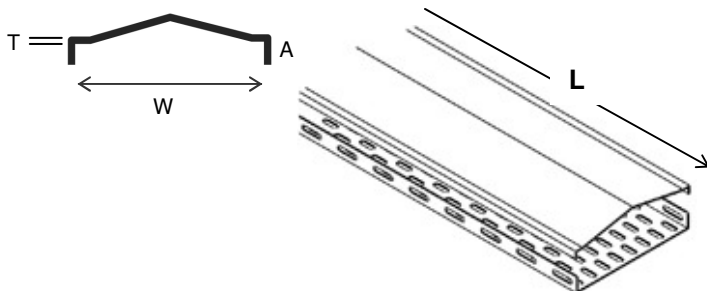


| Part No | T | W | A | L | Kg/m |
|------------|-----|-----|----|------|-------|
| GE-KTK2-10 | 1 | 100 | 12 | 3000 | 1.10 |
| GE-KTK2-15 | 1 | 150 | 12 | 3000 | 1.50 |
| GE-KTK2-20 | 1 | 200 | 12 | 3000 | 2.00 |
| GE-KTK2-25 | 1 | 250 | 12 | 3000 | 2.40 |
| GE-KTK2-30 | 1 | 300 | 12 | 3000 | 2.80 |
| GE-KTK2-40 | 1.2 | 400 | 12 | 3000 | 4.50 |
| GE-KTK2-45 | 1.2 | 450 | 12 | 3000 | 5.00 |
| GE-KTK2-50 | 1.2 | 500 | 12 | 3000 | 5.60 |
| GE-KTK2-60 | 1.5 | 600 | 12 | 3000 | 8.20 |
| GE-KTK2-75 | 1.5 | 750 | 12 | 3000 | 10.20 |
| GE-KTK2-90 | 1.5 | 900 | 12 | 3000 | 12.15 |

Custom production available upon request.
 İsteğe göre diğer ölçülerde üretim yapılır.
 Возможно изготовление продукции на заказ.

GE-KTK3

Peaked Cover For Cable Tray/ Ladder
 Çatılı Kablo Kanalı/Merdiveni Kapağı
 Остроконечная крышка для кабельных
 лестничных лотков



| Part No | T | W | A | L | Kg/m |
|------------|-----|-----|----|------|-------|
| GE-KTK3-10 | 1 | 100 | 12 | 3000 | 1.30 |
| GE-KTK3-15 | 1 | 150 | 12 | 3000 | 1.80 |
| GE-KTK3-20 | 1 | 200 | 12 | 3000 | 2.40 |
| GE-KTK3-25 | 1 | 250 | 12 | 3000 | 2.90 |
| GE-KTK3-30 | 1 | 300 | 12 | 3000 | 3.00 |
| GE-KTK3-40 | 1.2 | 400 | 12 | 3000 | 4.80 |
| GE-KTK3-45 | 1.2 | 450 | 12 | 3000 | 5.50 |
| GE-KTK3-50 | 1.2 | 500 | 12 | 3000 | 6.00 |
| GE-KTK3-60 | 1.5 | 600 | 12 | 3000 | 8.50 |
| GE-KTK3-75 | 1.5 | 750 | 12 | 3000 | 10.50 |
| GE-KTK3-90 | 1.5 | 900 | 12 | 3000 | 12.60 |

Custom production available upon request.
 İsteğe göre diğer ölçülerde üretim yapılır.
 Возможно изготовление продукции на заказ.

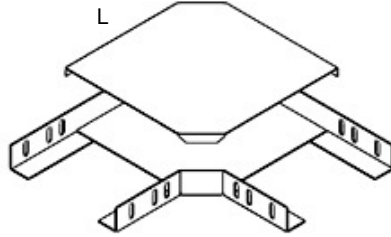
Material options: Stainless steel AISI 304 (L) (A2) / AISI 316 (L) (A4), ST-37-42 Mild Steel, Corten A, Pregalvanized steel, Aluminum
 Finish options : Hot Dip Galvanized to EN 1461, Electrogalvanized to TS 149, Electrostatic Paint Coated, Prime coated

GE-DK

Cover for flat bend

Yatay dönüş kapağı

Крышка горизонтального лотка



| Part No | T | W | A | L | Kg |
|----------|-----|-----|----|-----|-------|
| GE-DK-10 | 1 | 100 | 12 | 145 | 0.21 |
| GE-DK-15 | 1 | 150 | 12 | 195 | 0.37 |
| GE-DK-20 | 1 | 200 | 12 | 245 | 0.57 |
| GE-DK-25 | 1 | 250 | 12 | 295 | 0.82 |
| GE-DK-30 | 1 | 300 | 12 | 345 | 1.10 |
| GE-DK-40 | 1.2 | 400 | 12 | 445 | 2.20 |
| GE-DK-45 | 1.2 | 450 | 12 | 495 | 2.70 |
| GE-DK-50 | 1.2 | 500 | 12 | 545 | 3.25 |
| GE-DK-60 | 1.5 | 600 | 12 | 645 | 5.70 |
| GE-DK-75 | 1.5 | 750 | 12 | 795 | 8.55 |
| GE-DK-90 | 1.5 | 900 | 12 | 945 | 12.00 |

Custom production available upon request.

İsteğe göre diğer ölçülerde üretim yapılır.

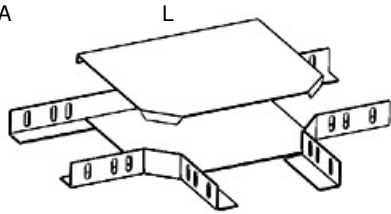
Возможно изготовление продукции на заказ.

GE-TK

Cover for tee

T kapağı

Крышка т-образного разветвления



| Part No | T | W | A | L | Kg |
|----------|-----|-----|----|-----|-------|
| GE-TK-10 | 1 | 100 | 12 | 180 | 0.25 |
| GE-TK-15 | 1 | 150 | 12 | 230 | 0.41 |
| GE-TK-20 | 1 | 200 | 12 | 280 | 0.63 |
| GE-TK-25 | 1 | 250 | 12 | 330 | 0.89 |
| GE-TK-30 | 1 | 300 | 12 | 380 | 1.20 |
| GE-TK-40 | 1.2 | 400 | 12 | 480 | 2.30 |
| GE-TK-45 | 1.2 | 450 | 12 | 530 | 2.80 |
| GE-TK-50 | 1.2 | 500 | 12 | 580 | 3.40 |
| GE-TK-60 | 1.5 | 600 | 12 | 680 | 5.90 |
| GE-TK-75 | 1.5 | 750 | 12 | 830 | 8.82 |
| GE-TK-90 | 1.5 | 900 | 12 | 980 | 12.35 |

Custom production available upon request.

İsteğe göre diğer ölçülerde üretim yapılır.

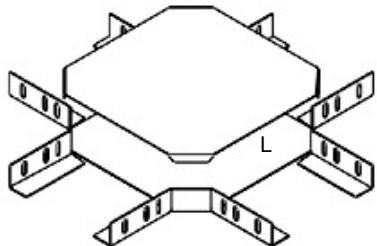
Возможно изготовление продукции на заказ.

GE-DBK

Cover for crossing

Dörtlü bağlantı kapağı

Крышка крестообразной секции



| Part No | T | W | A | L | Kg |
|-----------|-----|-----|----|-----|-------|
| GE-DBK-10 | 1 | 100 | 12 | 180 | 0.29 |
| GE-DBK-15 | 1 | 150 | 12 | 230 | 0.47 |
| GE-DBK-20 | 1 | 200 | 12 | 280 | 0.69 |
| GE-DBK-25 | 1 | 250 | 12 | 330 | 0.96 |
| GE-DBK-30 | 1 | 300 | 12 | 380 | 1.27 |
| GE-DBK-40 | 1.2 | 400 | 12 | 480 | 2.40 |
| GE-DBK-45 | 1.2 | 450 | 12 | 530 | 3.00 |
| GE-DBK-50 | 1.2 | 500 | 12 | 580 | 3.60 |
| GE-DBK-60 | 1.5 | 600 | 12 | 680 | 6.10 |
| GE-DBK-75 | 1.5 | 750 | 12 | 830 | 9.10 |
| GE-DBK-90 | 1.5 | 900 | 12 | 980 | 12.70 |

Custom production available upon request.

İsteğe göre diğer ölçülerde üretim yapılır.

Возможно изготовление продукции на заказ.

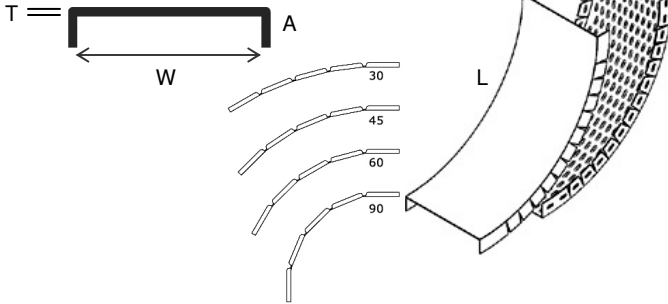
Material options: Stainless steel AISI 304 (L) (A2) / AISI 316 (L) (A4), ST-37-42 Mild Steel, Corten A, Pregalvanized steel, Aluminum
 Finish options : Hot Dip Galvanized to EN 1461, Electrogalvanized to TS 149, Electrostatic Paint Coated, Prime coated

GE-IBFK

Cover for inside bend, flexible

İç bükey karađı

Крышка внутреннего вертикального уголь



| Part No | T | W | A | L | Kg |
|------------|-----|-----|----|-----|------|
| GE-IBFK-10 | 1 | 100 | 12 | 540 | 0.73 |
| GE-IBFK-15 | 1 | 150 | 12 | 540 | 1.00 |
| GE-IBFK-20 | 1 | 200 | 12 | 540 | 1.32 |
| GE-IBFK-25 | 1 | 250 | 12 | 540 | 1.60 |
| GE-IBFK-30 | 1 | 300 | 12 | 540 | 1.85 |
| GE-IBFK-40 | 1.2 | 400 | 12 | 540 | 3.00 |
| GE-IBFK-45 | 1.2 | 450 | 12 | 540 | 3.30 |
| GE-IBFK-50 | 1.2 | 500 | 12 | 540 | 3.70 |
| GE-IBFK-60 | 1.5 | 600 | 12 | 540 | 5.40 |
| GE-IBFK-75 | 1.5 | 750 | 12 | 540 | 6.75 |
| GE-IBFK-90 | 1.5 | 900 | 12 | 540 | 8.00 |

Custom production available upon request.

İsteđe göre diđer ölçülerde üretim yapılır.

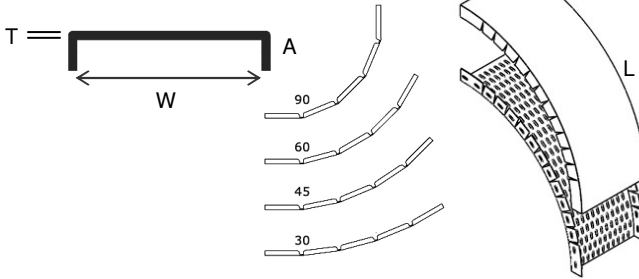
Возможно изготовление продукции на заказ.

GE-OBFK

Cover for outside bend, flexible

Dış bükey karađı

Крышка внешнего вертикального угольника



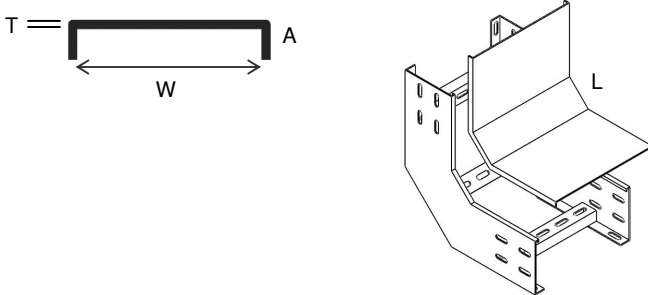
| Part No | T | W | A | L | Kg |
|------------|-----|-----|----|-----|------|
| GE-OBFK-10 | 1 | 100 | 12 | 540 | 0.73 |
| GE-OBFK-15 | 1 | 150 | 12 | 540 | 1.00 |
| GE-OBFK-20 | 1 | 200 | 12 | 540 | 1.32 |
| GE-OBFK-25 | 1 | 250 | 12 | 540 | 1.60 |
| GE-OBFK-30 | 1 | 300 | 12 | 540 | 1.85 |
| GE-OBFK-40 | 1.2 | 400 | 12 | 540 | 3.00 |
| GE-OBFK-45 | 1.2 | 450 | 12 | 540 | 3.30 |
| GE-OBFK-50 | 1.2 | 500 | 12 | 540 | 3.70 |
| GE-OBFK-60 | 1.5 | 600 | 12 | 540 | 5.40 |
| GE-OBFK-75 | 1.5 | 750 | 12 | 540 | 6.75 |
| GE-OBFK-90 | 1.5 | 900 | 12 | 540 | 8.00 |

GE-IBK

Cover for inside bend

İç bükey karađı

Крышка внутреннего вертикального угольника



| Part No | T | W | A | L | Kg |
|-----------|-----|-----|----|-----|------|
| GE-IBK-10 | 1 | 100 | 12 | 540 | 0.73 |
| GE-IBK-15 | 1 | 150 | 12 | 540 | 1.00 |
| GE-IBK-20 | 1 | 200 | 12 | 540 | 1.32 |
| GE-IBK-25 | 1 | 250 | 12 | 540 | 1.60 |
| GE-IBK-30 | 1 | 300 | 12 | 540 | 1.85 |
| GE-IBK-40 | 1.2 | 400 | 12 | 540 | 3.00 |
| GE-IBK-45 | 1.2 | 450 | 12 | 540 | 3.30 |
| GE-IBK-50 | 1.2 | 500 | 12 | 540 | 3.70 |
| GE-IBK-60 | 1.5 | 600 | 12 | 540 | 5.40 |
| GE-IBK-75 | 1.5 | 750 | 12 | 540 | 6.75 |
| GE-IBK-90 | 1.5 | 900 | 12 | 540 | 8.00 |

Custom production available upon request.

İsteđe göre diđer ölçülerde üretim yapılır.

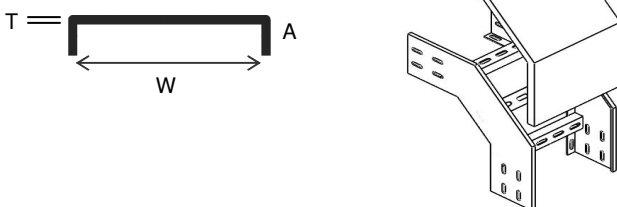
Возможно изготовление продукции на заказ.

GE-OBK

Cover for outside bend,

Dış bükey karađı

Крышка внешнего вертикального уголь



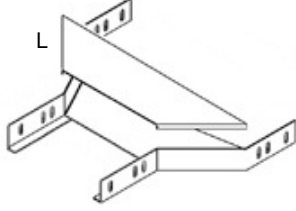
| Part No | T | W | A | L | Kg |
|-----------|-----|-----|----|-----|------|
| GE-OBK-10 | 1 | 100 | 12 | 540 | 0.73 |
| GE-OBK-15 | 1 | 150 | 12 | 540 | 1.00 |
| GE-OBK-20 | 1 | 200 | 12 | 540 | 1.32 |
| GE-OBK-25 | 1 | 250 | 12 | 540 | 1.60 |
| GE-OBK-30 | 1 | 300 | 12 | 540 | 1.85 |
| GE-OBK-40 | 1.2 | 400 | 12 | 540 | 3.00 |
| GE-OBK-45 | 1.2 | 450 | 12 | 540 | 3.30 |
| GE-OBK-50 | 1.2 | 500 | 12 | 540 | 3.70 |
| GE-OBK-60 | 1.5 | 600 | 12 | 540 | 5.40 |
| GE-OBK-75 | 1.5 | 750 | 12 | 540 | 6.75 |
| GE-OBK-90 | 1.5 | 900 | 12 | 540 | 8.00 |

GE-RK

Reducer cover

Redüksiyon kapağı

Крышка редуктора



| Part No | T | W | A | L | kg |
|-------------|-----|-----------|----|-----|------|
| GE-RK-10-20 | 1 | 100 - 200 | 12 | 70 | 0,15 |
| GE-RK-10-30 | 1 | 100 - 300 | 12 | 110 | 0,25 |
| GE-RK-10-40 | 1.2 | 100 - 400 | 12 | 170 | 0,50 |
| GE-RK-10-50 | 1.2 | 100 - 500 | 12 | 210 | 0,75 |
| GE-RK-10-60 | 1.5 | 100 - 600 | 12 | 260 | 1,10 |
| GE-RK-10-75 | 1.5 | 100 - 750 | 12 | 330 | 1,70 |
| GE-RK-10-90 | 1.5 | 100 - 900 | 12 | 420 | 2,55 |

Custom production available upon request.

İsteğe göre diğer ölçülerde üretim yapılır.

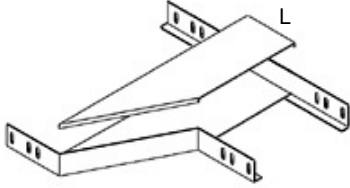
Возможно изготовление продукции на заказ.

GE-RRK

Right reducer cover

Sağa redüksiyon kapağı

Крышка редуктора



| Part No | T | W | A | L | kg |
|--------------|-----|-----------|----|-----|------|
| GE-RRK-10-20 | 1 | 100 - 200 | 12 | 70 | 0,15 |
| GE-RRK-10-30 | 1 | 100 - 300 | 12 | 110 | 0,35 |
| GE-RRK-10-40 | 1.2 | 100 - 400 | 12 | 170 | 0,70 |
| GE-RRK-10-50 | 1.2 | 100 - 500 | 12 | 210 | 1,00 |
| GE-RRK-10-60 | 1.5 | 100 - 600 | 12 | 260 | 1,50 |
| GE-RRK-10-75 | 1.5 | 100 - 750 | 12 | 330 | 2,35 |
| GE-RRK-10-90 | 1.5 | 100 - 900 | 12 | 420 | 3,55 |

Custom production available upon request.

İsteğe göre diğer ölçülerde üretim yapılır.

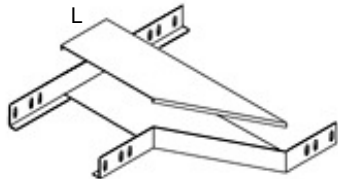
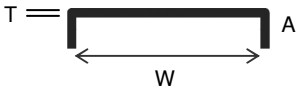
Возможно изготовление продукции на заказ.

GE-RLK

Left reducer cover

Sola redüksiyon kapağı

Крышка редуктора



| Part No | T | W | A | L | kg |
|--------------|-----|-----------|----|-----|------|
| GE-RLK-10-20 | 1 | 100 - 200 | 12 | 70 | 0,15 |
| GE-RLK-10-30 | 1 | 100 - 300 | 12 | 110 | 0,35 |
| GE-RLK-10-40 | 1.2 | 100 - 400 | 12 | 170 | 0,70 |
| GE-RLK-10-50 | 1.2 | 100 - 500 | 12 | 210 | 1,00 |
| GE-RLK-10-60 | 1.5 | 100 - 600 | 12 | 260 | 1,50 |
| GE-RLK-10-75 | 1.5 | 100 - 750 | 12 | 330 | 2,35 |
| GE-RLK-10-90 | 1.5 | 100 - 900 | 12 | 420 | 3,55 |

Custom production available upon request.

İsteğe göre diğer ölçülerde üretim yapılır.

Возможно изготовление продукции на заказ.

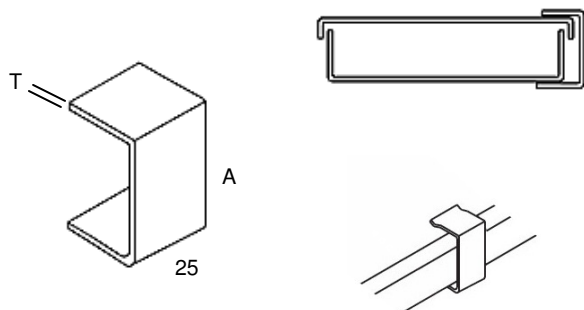
Material options: Stainless steel AISI 304 (L) (A2) / AISI 316 (L) (A4), ST-37-42 Mild Steel, Corten A, Pregalvanized steel, Aluminum
 Finish options : Hot Dip Galvanized to EN 1461, Electrogalvanized to TS 149, Electrostatic Paint Coated, Prime coated

GE-KTKT1

Slide-in cover clamp

Geçmeli tip kapak kelepçesi

Скоба для крышки



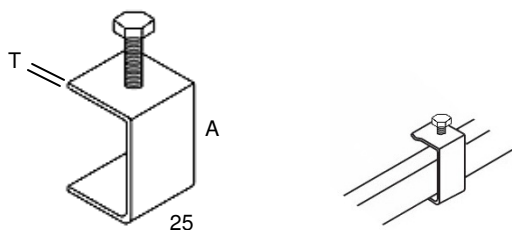
| Part No | T | A | Kg |
|--------------|-----|-----|-------|
| GE-KTKT1-25 | 1.5 | 25 | 0.026 |
| GE-KTKT1-40 | 1.5 | 40 | 0.032 |
| GE-KTKT1-50 | 1.5 | 50 | 0.035 |
| GE-KTKT1-60 | 1.5 | 60 | 0.039 |
| GE-KTKT1-70 | 1.5 | 70 | 0.042 |
| GE-KTKT1-80 | 2 | 80 | 0.060 |
| GE-KTKT1-100 | 2 | 100 | 0.070 |
| GE-KTKT1-125 | 2 | 125 | 0.080 |
| GE-KTKT1-150 | 2 | 150 | 0.090 |

GE-KTKT2

Bolted type cover clamp

Civatalı tip kapak kelepçesi

Скоба для крышки



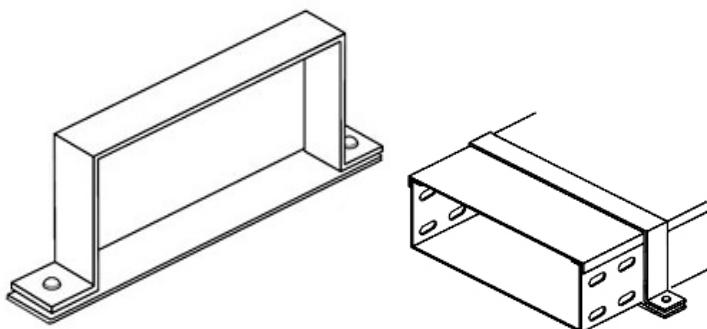
| Part No | T | A | Kg |
|--------------|---|-----|-------|
| GE-KTKT2-25 | 2 | 25 | 0.050 |
| GE-KTKT2-40 | 2 | 40 | 0.060 |
| GE-KTKT2-50 | 2 | 50 | 0.070 |
| GE-KTKT2-60 | 2 | 60 | 0.080 |
| GE-KTKT2-70 | 2 | 70 | 0.090 |
| GE-KTKT2-80 | 2 | 80 | 0.110 |
| GE-KTKT2-100 | 2 | 100 | 0.120 |
| GE-KTKT2-125 | 2 | 125 | 0.130 |
| GE-KTKT2-150 | 2 | 150 | 0.150 |

GE-KTKT3

Wrap-around cover clamp

Kuşaklı tip kapak kelepçesi

Скоба для крышки

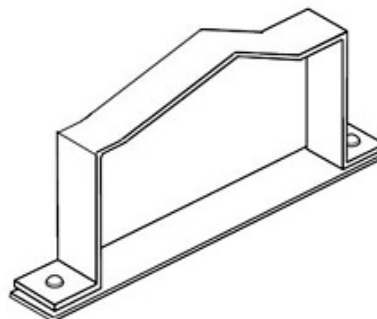


GE-KTKT4

Peak type wrap-around cover clamp

Çatı tipi kuşaklı kapak kelepçesi

Скоба для крышки



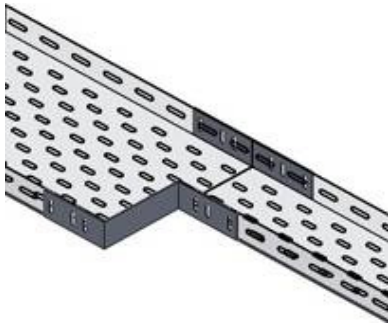
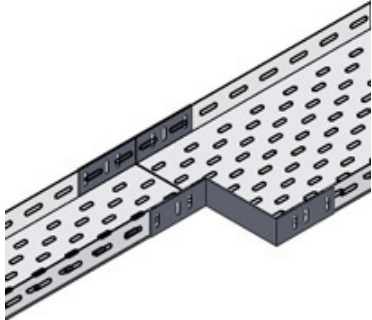
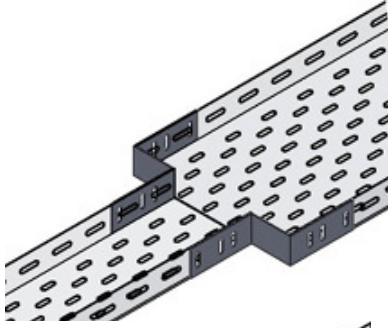
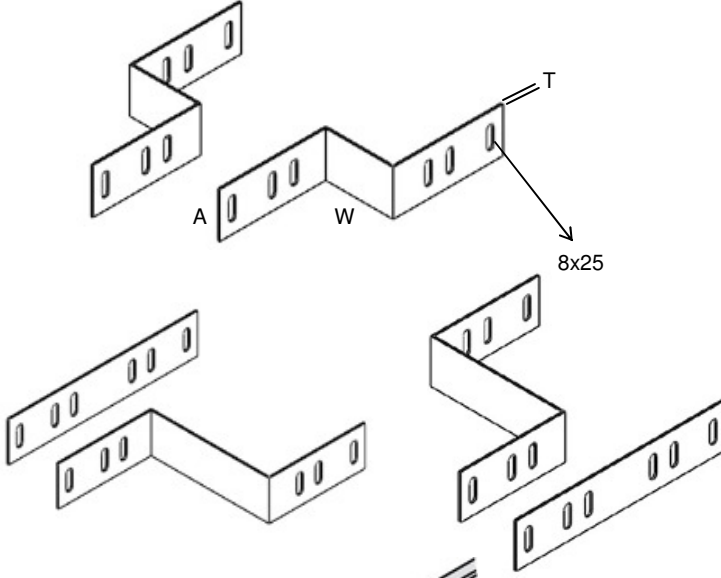
Material options: Stainless steel AISI 304 (L) (A2) / AISI 316 (L) (A4), ST-37-42 Mild Steel, Corten A, Pregalvanized steel, Aluminum
 Finish options : Hot Dip Galvanized to EN 1461, Electrogalvanized to TS 149, Electrostatic Paint Coated, Prime coated

GE-REK

Abrupt reducer

Ek tipi redüksiyon

Редукции



| Part No | T | W | A | Kg |
|----------------|-----|-----|-----|------|
| GE-REK-5-A25 | 1.5 | 50 | 25 | 0.16 |
| GE-REK-10-A25 | 1.5 | 100 | 25 | 0.18 |
| GE-REK-15-A25 | 2.0 | 150 | 25 | 0.26 |
| GE-REK-20-A25 | 2.0 | 200 | 25 | 0.29 |
| GE-REK-30-A25 | 2.0 | 300 | 25 | 0.32 |
| GE-REK-5-A40 | 1.5 | 50 | 40 | 0.25 |
| GE-REK-10-A40 | 1.5 | 100 | 40 | 0.28 |
| GE-REK-15-A40 | 2.0 | 150 | 40 | 0.40 |
| GE-REK-20-A40 | 2.0 | 200 | 40 | 0.44 |
| GE-REK-30-A40 | 2.0 | 300 | 40 | 0.50 |
| GE-REK-5-A50 | 1.5 | 50 | 50 | 0.32 |
| GE-REK-10-A50 | 1.5 | 100 | 50 | 0.35 |
| GE-REK-15-A50 | 2.0 | 150 | 50 | 0.50 |
| GE-REK-20-A50 | 2.0 | 200 | 50 | 0.55 |
| GE-REK-30-A50 | 2.0 | 300 | 50 | 0.63 |
| GE-REK-5-A60 | 1.5 | 50 | 60 | 0.38 |
| GE-REK-10-A60 | 1.5 | 100 | 60 | 0.42 |
| GE-REK-15-A60 | 2.0 | 150 | 60 | 0.60 |
| GE-REK-20-A60 | 2.0 | 200 | 60 | 0.65 |
| GE-REK-30-A60 | 2.0 | 300 | 60 | 0.75 |
| GE-REK-5-A70 | 1.5 | 50 | 70 | 0.45 |
| GE-REK-10-A70 | 1.5 | 100 | 70 | 0.49 |
| GE-REK-15-A70 | 2.0 | 150 | 70 | 0.70 |
| GE-REK-20-A70 | 2.0 | 200 | 70 | 0.76 |
| GE-REK-30-A70 | 2.0 | 300 | 70 | 0.87 |
| GE-REK-5-A80 | 1.5 | 50 | 80 | 0.51 |
| GE-REK-10-A80 | 1.5 | 100 | 80 | 0.56 |
| GE-REK-15-A80 | 2.0 | 150 | 80 | 0.80 |
| GE-REK-20-A80 | 2.0 | 200 | 80 | 0.87 |
| GE-REK-30-A80 | 2.0 | 300 | 80 | 1.00 |
| GE-REK-5-A100 | 1.5 | 50 | 100 | 0.64 |
| GE-REK-10-A100 | 1.5 | 100 | 100 | 0.70 |
| GE-REK-15-A100 | 2.0 | 150 | 100 | 0.76 |
| GE-REK-20-A100 | 2.0 | 200 | 100 | 1.00 |
| GE-REK-30-A100 | 2.0 | 300 | 100 | 1.25 |
| GE-REK-5-A125 | 1.5 | 50 | 125 | 0.80 |
| GE-REK-10-A125 | 1.5 | 100 | 125 | 0.87 |
| GE-REK-15-A125 | 2.0 | 150 | 125 | 1.26 |
| GE-REK-20-A125 | 2.0 | 200 | 125 | 1.36 |
| GE-REK-30-A125 | 2.0 | 300 | 125 | 1.56 |
| GE-REK-5-A150 | 1.5 | 50 | 150 | 0.95 |
| GE-REK-10-A150 | 1.5 | 100 | 150 | 1.05 |
| GE-REK-15-A150 | 2.0 | 150 | 150 | 1.50 |
| GE-REK-20-A150 | 2.0 | 200 | 150 | 1.65 |
| GE-REK-30-A150 | 2.0 | 300 | 150 | 1.90 |